



# PLAINRIDGE PARK

Q3 2025 REPORT



# RETAIL SPORTS WAGERING REVENUE AND TAXES

Year	Quarter	Net Sports Wagering Revenue	Sports Wagering Taxes
2024	Q1	\$1,026,537	\$153,981
	Q2	\$84,399	\$40,705
	Q3	\$938,110	\$140,717
	Q4	\$198,812	\$60,055
	<b>Total</b>	<b>\$2,247,858</b>	<b>\$395,458</b>
2025	Q1	\$575,358	\$86,304
	Q2	\$641,653	\$96,248
	Q3	\$705,081	\$105,762
	Q4		
	<b>Total</b>	<b>\$1,922,092</b>	<b>\$288,314</b>

In addition to the Retail Sportsbook, Plainridge Park has 20 sports wagering kiosks.



# GAMING REVENUE AND TAXES

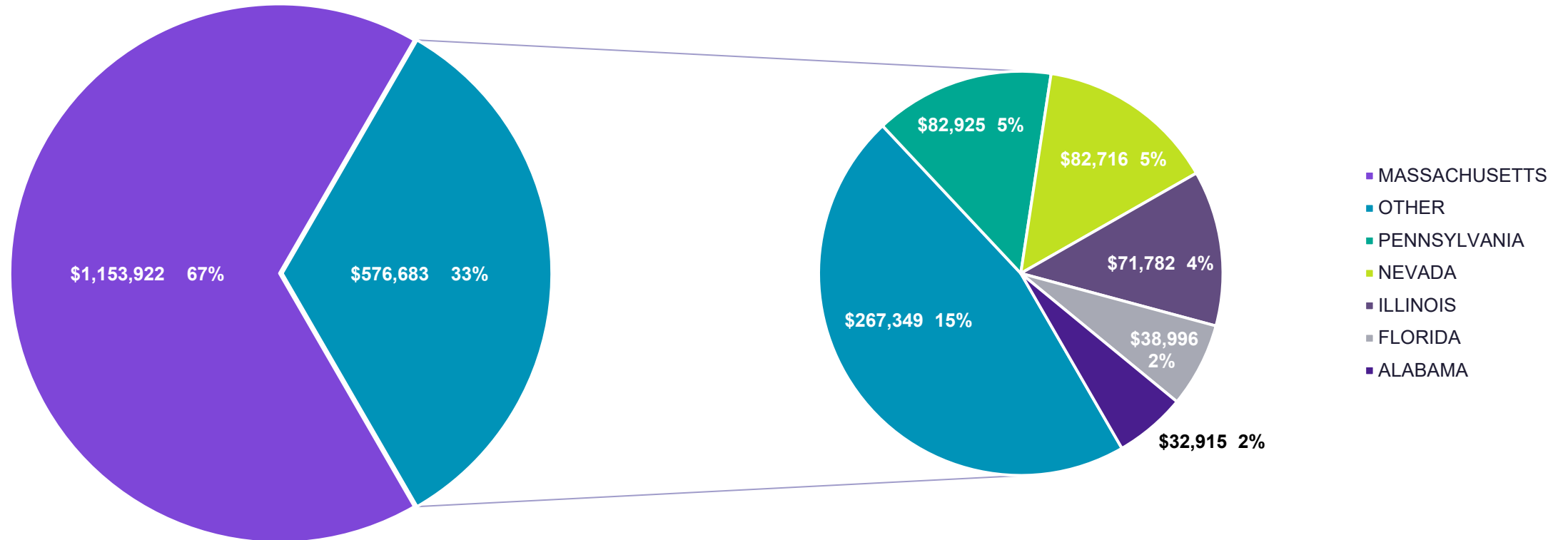
Year	Quarter	Net Slot Revenue	State Taxes	Race Horse Taxes	Total Taxes
2024	Q1	\$40,478,391	\$16,191,357	\$3,643,055	\$19,834,412
	Q2	\$42,015,386	\$16,806,154	\$3,781,385	\$20,587,539
	Q3	\$42,539,918	\$17,015,967	\$3,828,593	\$20,844,560
	Q4	\$43,493,668	\$17,397,467	\$3,914,430	\$21,311,898
	<b>Total</b>	<b>\$168,527,363</b>	<b>\$67,410,945</b>	<b>\$15,167,463</b>	<b>\$82,578,409</b>
2025	Q1	\$43,494,439	\$17,397,776	\$3,914,500	\$21,312,275
	Q2	\$46,342,475	\$18,536,990	\$4,170,823	\$22,707,813
	Q3	\$44,716,034	\$17,886,414	\$4,024,443	\$21,910,857
	Q4				
	<b>Total</b>	<b>\$134,552,948</b>	<b>\$53,821,180</b>	<b>\$12,109,766</b>	<b>\$65,930,945</b>

# LOTTERY SALES

Quarter	2025	2024	\$ Difference	% Difference
Q1	\$644,925	\$618,943	\$25,982	4.20%
Q2	\$615,801	\$628,352	(\$12,551)	-2.00%
Q3	\$666,543	\$611,190	\$55,354	9.06%
Q4				
Total	\$1,927,269	\$1,858,485	\$68,785	3.70%

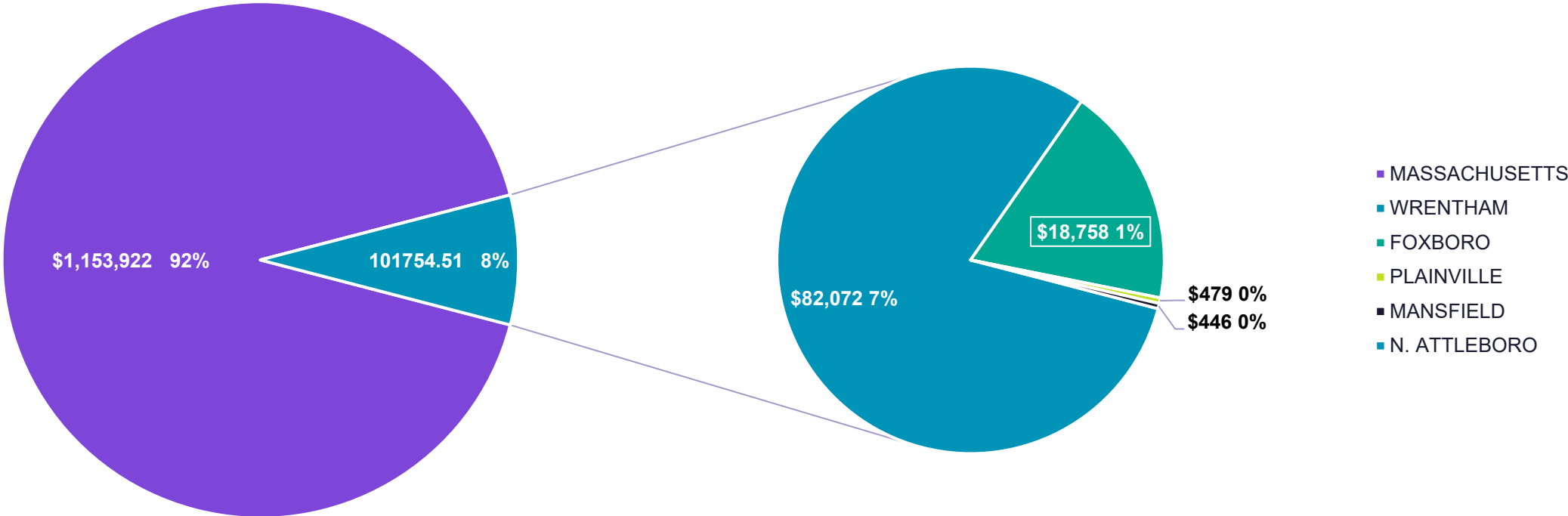
# SPEND BY STATE

## Q3 2025 Total Qualified Spend By State



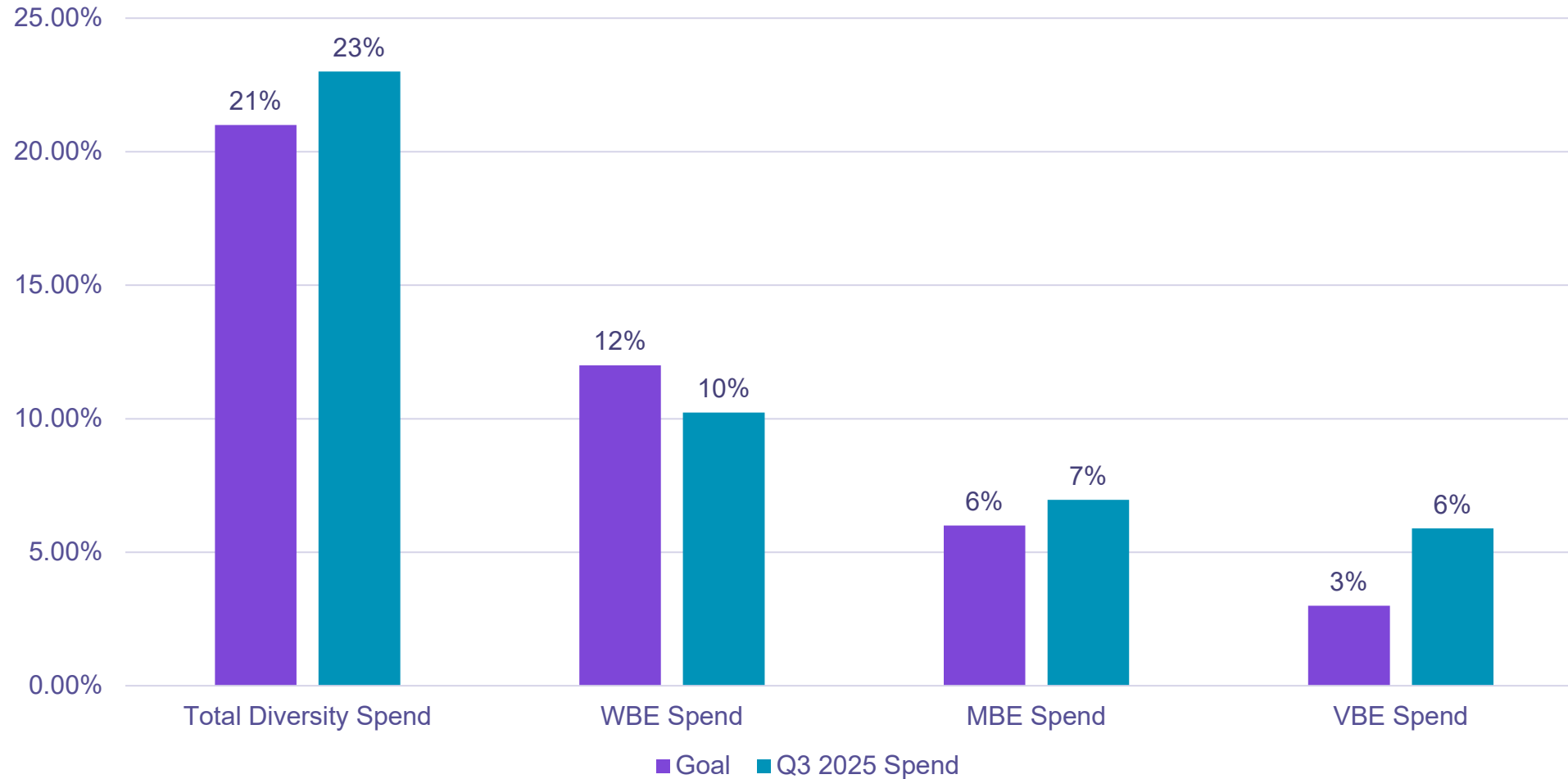
# LOCAL SPEND

## Q3 2025 Massachusetts vs Host & Surrounding Community Qualified Spend



# VENDOR DIVERSITY

## Q3 2025 vs Goal



# DIVERSE SPEND

Category <sup>1</sup>	Q3 2025	Q2 2025	\$ Difference	% Difference
<b>WBE</b>	\$177,030	\$190,128	(\$13,098)	(6.88%)
<b>MBE</b>	\$120,533	\$85,044	\$35,489	41.73%
<b>VBE</b>	\$101,985	\$87,642	\$14,343	16.37%
<b>Total Diverse Spend</b>	<b>\$399,547</b>	<b>\$362,815</b>	<b>\$36,732</b>	<b>10.12%</b>
<b>Qualified Spend</b>	<b>\$1,730,605</b>	<b>\$1,523,174</b>	<b>\$207,431</b>	<b>13.62%</b>

<sup>1</sup> Includes vendors that are certified in multiple diversity categories. Spend is reported in all qualified categories.

# COMPLIANCE

Month	Prevented from Entering Gaming Establishment			Expired, Invalid, No ID	Fake ID	Weapons Detected	Minors & Underage Escorted from the Gaming Area	Minors & Underage found Gaming at Slot Machines	Minors & Underage Escorted from the Sports Wagering	Minors & Underage found Sports Wagering	Minors & Underage Consuming Alcoholic Beverages
	Total	Minors <sup>1</sup>	Underage <sup>2</sup>								
July	58	11	21	24	0	2	0	0	0	0	0
August	26	11	17	28	0	0	0	0	0	0	0
September	47	4	12	30	0	1	0	0	0	0	0
<b>Total</b>	<b>161</b>	<b>26</b>	<b>50</b>	<b>82</b>	<b>0</b>	<b>3</b>	<b>0</b>	<b>0</b>	<b>0</b>	<b>0</b>	<b>0</b>

<sup>1</sup> Person under 18 years of age

<sup>2</sup> Person 18-21 years of age



# EMPLOYMENT<sup>1</sup>: ALL EMPLOYEES<sup>2</sup>

Employee Category	Percentage Goal	Total # of Employees in Category	Q3-25 Actual Percentage of Total Employees	Q2-25 Actual Percentage of Total Employees
Diversity	15%	148	33%	32%
Veterans	2%	15	3%	4%
Women	50%	213	48%	45%
Local <sup>3</sup>	35%	129	29%	31%
MA Employees		251	57%	58%

<sup>1</sup> All employees referenced in this slide were current as of Q3 2025

<sup>2</sup> Total number of employees Q3 2025: 444

<sup>3</sup> Local includes Attleboro, Foxboro, Mansfield, North Attleboro, Plainville & Wrentham

	Employees	Full-Time	Part-Time	Seasonal
Total	444	275	169	0
% of Total	100%	62%	38%	0%



# EMPLOYMENT<sup>1</sup>: SPORTSBOOK<sup>2</sup>

Employee Category	Total # of Employees in Category	Actual Percentage of Total Employees
Diversity	2	13%
Veterans	0	0%
Women	5	33%
Local <sup>3</sup>	4	27%
Full-Time	10	67%

<sup>1</sup> All employees referenced in this slide were current as of Q3 2025

<sup>2</sup> Total number of **Sportsbook employees (does not include Sports restaurant employees)** Q3 2025: 15

<sup>3</sup> Local includes Attleboro, Foxboro, Mansfield, North Attleboro, Plainville & Wrentham

# EMPLOYMENT<sup>1</sup>: SUPERVISOR AND ABOVE<sup>2</sup>

Employee Category	Total # of Employees in Category	Actual Percentage of Total Employees
Diversity	13	17%
Veterans	3	4%
Women	25	33%

<sup>1</sup> All employees referenced in this slide were current as of Q3 2025

<sup>2</sup> Total number of Supervisor and Above Q3 2025: 76



# PPC CARES OUR DEVELOPMENT - Q3, 2025



## CREATING OUTSTANDING LEADERS

To invest in the professional and personal development of TEAM MEMBERS by providing exposure to diverse perspectives and experiences, fostering growth and purpose-driven leadership, and promoting self-esteem and confidence in our team members.

MA Con



PENN: LEADERSHIP DEVELOPMENT RETREAT



PPC: CPR TRAINING



PPC: BU CAREER FAIR



PPC: ACES OF PENN



PPC: INTERNSHIP PROGRAM



PPC: KAIZEN-GEMBA

**Q3 2025**

**Kristina Fournier**  
Leadership  
HR Generalist

Keep up the good work!

"This is such a team player and is ready always to go above and beyond everytime she walks through the doors."

**Sugein Medero Torres**  
Above & Beyond  
EVS Attendant

*Winners*

**Gregory Pazurchek**  
Leadership / Above & Beyond  
Security Officer

A true rockstar!

"Ewelina is polite and professional with our Checks guests. Thank you for all you do to help the F&S teams."

**Ewelina Smusz**  
Great Service / Above & Beyond  
Slick's Hostess

Always so helpful!

"Your work ethic is unmatched! You are an extremely valuable asset to our team, whether you're working on a busy weekend, preparing banks for the week, or coming in to cover extra hours!"

**Wing Ye**  
Above & Beyond  
Player Services Main Bank

ACES OF PENN: TEAM MEMBERS OF THE QUARTER



# PPC CARES

OUR TEAM - Q3 2025



## ENGAGED TEAM MEMBERS

To provide training, work environments, events, activities for TEAM MEMBERS to stay motivated, creative, and work well together to achieve shared goals. Our leaders should inspire team members that are eager to learn and grow, and feel valued for their feedback.



PPC: NATIONAL BREAKFAST MONTH



PPC: NATIONAL BREAKFAST MONTH



PPC: NATIONAL BREAKFAST MONTH



PPC: 10 YEAR ANNIVERSARY



PPC: 10 YEAR ANNIVERSARY



PPC INTERNS: DEPARTMENT WARS



PPC: DEPARTMENT WARS



PPC: TOWN HALL



# PPC CARES

OUR COMMUNITY - Q3 2025

## PARTNERING SUCCESS

Working collaboratively with our community partners and TEAM MEMBERS to help mobilize resources and influence systems. Our team members will dedicate resources such as time, funding, and people with the necessary skills to enhance the mission of our community partners.



ACS: PATIO PARTY



AMERICAN CANCER SOCIETY: MEN WEAR PINK

MEN WEAR PINK: A SULKY SOCIAL  
American Cancer Society  
SEPTEMBER 1  
1PM-6PM  
Plainridge Park Casino



ACS: MEN WEAR PINK



ACS: MEN WEAR PINK



AMERICAN RED CROSS: AWARENESS



AMERICAN RED CROSS: BLOOD DRIVE



ACS: SULKY SOCIAL



PLAINVILLE FIRE: FLAG REPAIR



ACS: PATIO PARTY



ACS: SULKY SOCIAL