



PLAINRIDGE PARK

Q2 2025 REPORT



RETAIL SPORTS WAGERING REVENUE AND TAXES

Year	Quarter	Net Sports Wagering Revenue	Sports Wagering Taxes
2024	Q1	\$1,026,537	\$153,981
	Q2	\$84,399	\$40,705
	Q3	\$938,110	\$140,717
	Q4	\$198,812	\$60,055
	Total	\$2,247,858	\$395,458
2025	Q1	\$575,358	\$86,304
	Q2	\$1,670,953	\$96,248
	Q3		
	Q4		
	Total	\$2,246,311	\$182,552

In addition to the Retail Sportsbook, Plainridge Park has 20 sports wagering kiosks.



GAMING REVENUE AND TAXES

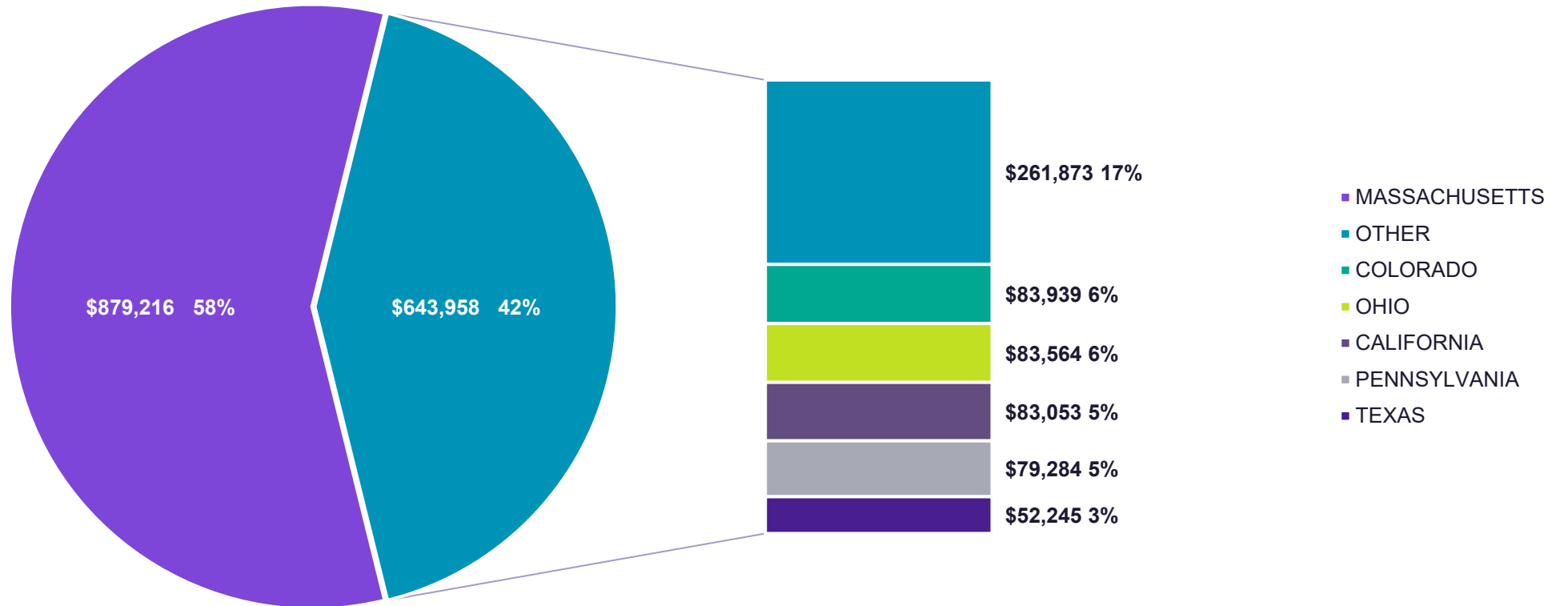
Year	Quarter	Net Slot Revenue	State Taxes	Race Horse Taxes	Total Taxes
2024	Q1	\$40,478,391	\$16,191,357	\$3,643,055	\$19,834,412
	Q2	\$42,015,386	\$16,806,154	\$3,781,385	\$20,587,539
	Q3	\$42,539,918	\$17,015,967	\$3,828,593	\$20,844,560
	Q4	\$43,493,668	\$17,397,467	\$3,914,430	\$21,311,898
	Total	\$168,527,363	\$67,410,945	\$15,167,463	\$82,578,409
2025	Q1	\$43,494,439	\$17,397,776	\$3,914,500	\$21,312,275
	Q2	\$46,342,475	\$18,536,990	\$4,170,823	\$22,707,813
	Q3				
	Q4				
	Total	\$89,836,914	\$35,934,766	\$8,085,323	\$44,020,088

LOTTERY SALES

Quarter	2025	2024	\$ Difference	% Difference
Q1	\$644,925	\$618,943	\$25,982	4.20%
Q2	\$615,801	\$628,352	(\$12,551)	-2.00%
Q3				
Q4				
Total	\$1,260,726	\$1,247,295	\$13,431	1.08%

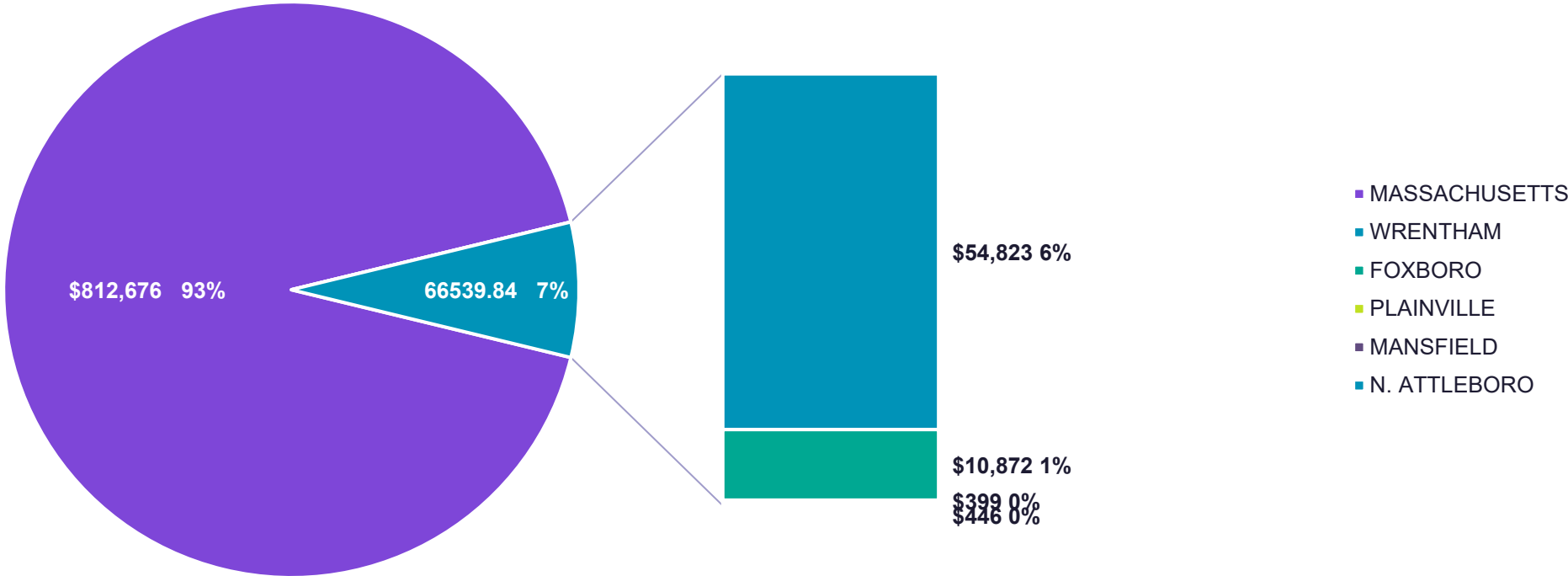
SPEND BY STATE

Q2 2025 Total Qualified Spend By State



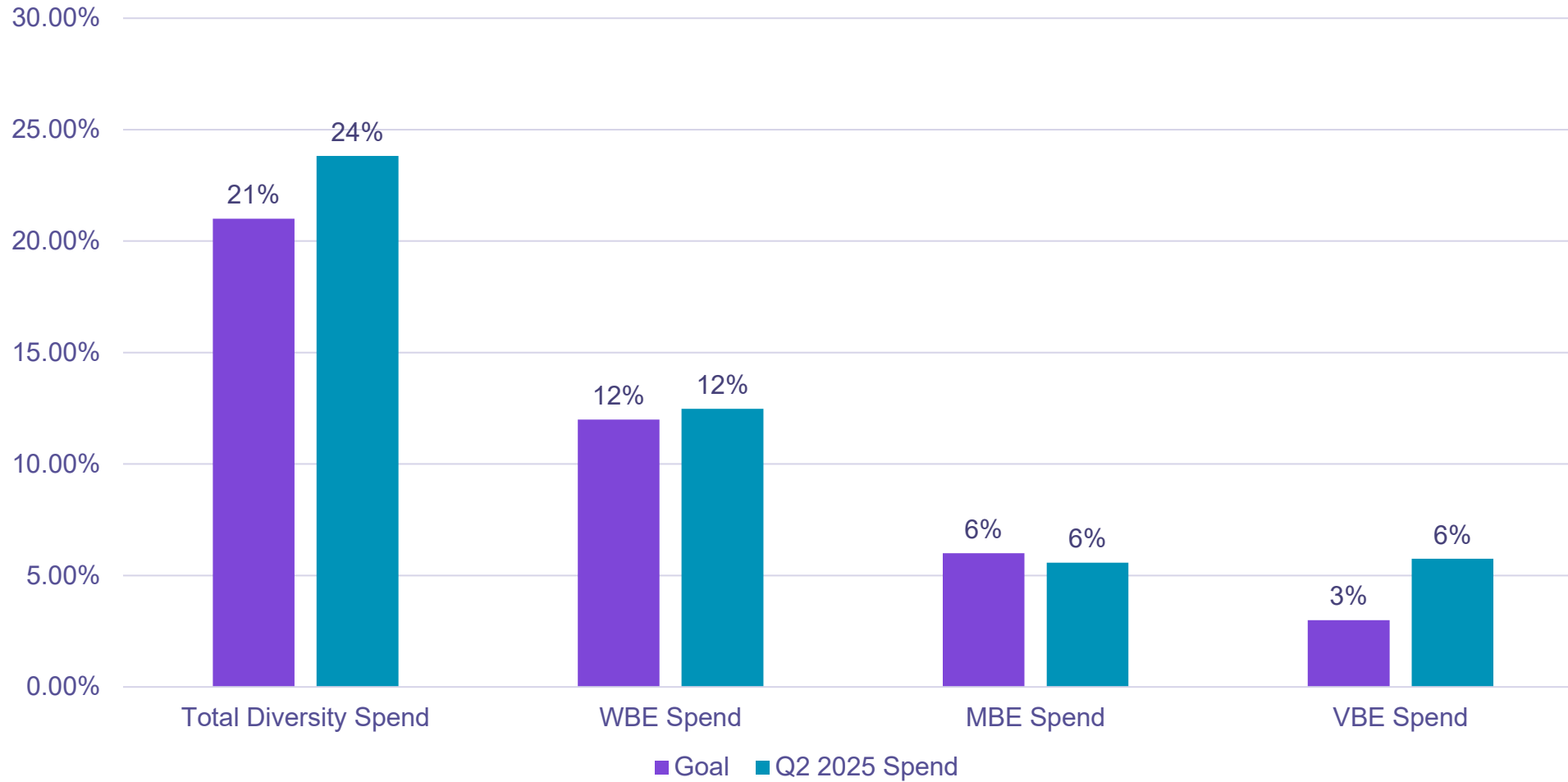
LOCAL SPEND

Q2 2025 Massachusetts vs Host & Surrounding Community Qualified Spend



VENDOR DIVERSITY

Q2 2025 vs Goal



DIVERSE SPEND

Category ¹	Q2 2025	Q1 2025	\$ Difference	% Difference
WBE	\$190,128	\$185,093	\$5,035	2.72%
MBE	\$85,044	\$86,721	(\$1,677)	(1.93%)
VBE	\$87,642	\$83,407	\$4,235	5.08%
Total Diverse Spend	\$362,815	\$355,221	\$7,594	2.14%
Qualified Spend	\$1,523,174	\$1,443,960	\$79,213	5.49%

¹ Includes vendors that are certified in multiple diversity categories. Spend is reported in all qualified categories.

COMPLIANCE

Month	Prevented from Entering Gaming Establishment		Expired, Invalid, No ID	Fake ID	Weapons Detected	Minors and Underage Escorted from the Gaming Area	Minors and Underage found Gaming at Slot Machines	Minors and Underage Escorted from the Sports Wagering	Minors and Underage found Sports Wagering	Minors and Underage Consuming Alcoholic Beverages
	Total	Minors Underage 1 2								
April	33	3 4	25	0	1	2	0	0	0	0
May	46	6 0	31	0	9	0	0	0	0	0
June	49	17 10	18	0	4	0	0	0	0	0
Total	128	26 14	74	0	14	2	0	0	0	0

¹ Person under 18 years of age

² Person 18-21 years of age



EMPLOYMENT¹ : ALL EMPLOYEES²

Employee Category	Percentage Goal	Total # of Employees in Category	Q2-25 Actual Percentage of Total Employees	Q1-25 Actual Percentage of Total Employees
Diversity	15%	146	32%	31%
Veterans	2%	16	4%	4%
Women	50%	207	45%	43%
Local ³	35%	141	31%	33%
MA Employees		262	58%	57%

¹ All employees referenced in this slide were current as of Q2 2025

² Total number of employees Q2 2025: 455

³ Local includes Attleboro, Foxboro, Mansfield, North Attleboro, Plainville & Wrentham

	Employees	Full-Time	Part-Time	Seasonal
Total	455	296	159	0
% of Total	100%	65%	35%	0%



EMPLOYMENT¹: SPORTSBOOK²

Employee Category	Total # of Employees in Category	Actual Percentage of Total Employees
Diversity	2	13%
Veterans	0	0%
Women	5	33%
Local ³	4	27%
Full-Time	8	53%

¹ All employees referenced in this slide were current as of Q2 2025

² Total number of **Sportsbook employees (does not include Sports restaurant employees)** Q2 2025: 15

³ Local includes Attleboro, Foxboro, Mansfield, North Attleboro, Plainville & Wrentham

EMPLOYMENT¹: SUPERVISOR AND ABOVE²

Employee Category	Total # of Employees in Category	Actual Percentage of Total Employees
Diversity	18	21%
Veterans	3	4%
Women	26	31%

¹ All employees referenced in this slide were current as of Q2 2025

² Total number of Supervisor and Above Q2 2025: 85



PPC CARES

OUR DEVELOPMENT - Q2, 2025



CREATING OUTSTANDING LEADERS

To invest in the professional and personal development of TEAM MEMBERS by providing exposure to diverse perspectives and experiences, fostering growth and purpose-driven leadership, and promoting self-esteem and confidence in our team members.

MA Con



PENN: DIVERSITY SCHOLARSHIP - SILVA



PENN: DIVERSITY SCHOLARSHIP - CAHOON



PPC: National EMS Week



PPC: LEADERSHIP



PPC: COLLEGE & HS GRADUATIONS

 Q2 2025	 Keisha Delva <i>Above & Beyond</i> Count Team Associate	Keep up the good work! "Great job on today's full floor drop! Thank you for all that you do!"	 Harlem (Jade) Horn <i>Above & Beyond</i> Slot Technician	 Winners!
	 Conner Jackson <i>Above & Beyond</i> Barback	A true rockstar! "Thank You for helping in fixing micros in Walkburgers tonight. Much appreciated! Thank you for as your work yesterday you guys are an amazing team!!! Thanks you for being on top of everything!"	 Joanne Cavanaugh <i>Guest Service</i> Player Services Cashier	Always so helpful! "Thank you for taking the initiative to learn how to install the locks and player tracking on the new machines we received in this week!"

ACES OF PENN: TEAM MEMBERS OF THE QUARTER



PPC CARES

OUR TEAM - Q2 2025



ENGAGED TEAM MEMBERS

To provide training, work environments, events, activities for TEAM MEMBERS to stay motivated, creative, and work well together to achieve shared goals. Our leaders should inspire team members that are eager to learn and grow, and feel valued for their feedback.



PPC: DERBY DAY



PPC: DERBY DAY



PPC: FAMILY DAY BBQ



PPC: 10 YEAR ANNIVERSARY



PPC: 10 YEAR ANNIVERSARY



PPC INTERNS: DINER EN BLANC



PPC: SPIRIT OF MASS



PPC: 10 YEAR ANNIVERSARY



PPC CARES

OUR COMMUNITY - Q2 2025



PARTNERING SUCCESS

Working collaboratively with our community partners and TEAM MEMBERS to help mobilize resources and influence systems. Our team members will dedicate resources such as time, funding, and people with the necessary skills to enhance the mission of our community partners.



ROLLING THUNDER



ROLLING THUNDER



TRI-TOWN CHAMBER OF COMMERCE



YMCA: BOSTON MARATHON



YMCA: BOSTON MARATHON



AMERICAN CANCER SOCIETY: MAKING STRIDES



AMERICAN CANCER SOCIETY: MAKING STRIDES



MEMORIAL DAY FLAG PLACEMENT



MEMORIAL DAY FLAG PLACEMENT