

Plainridge Park Casino

Report to the Massachusetts Gaming Commission

Q4 2016



PLAINRIDGE PARK
CASINO

Employment

As of December 31, 2016:

	Employees	Full-time	Part-time
Totals	490	322	168
	100%	66%	34%



Employment

As of December 31, 2016:

	Employees
Diversity	21%
Veterans	3%
Massachusetts	70%
Local	35%
Male/Female	51% / 49%



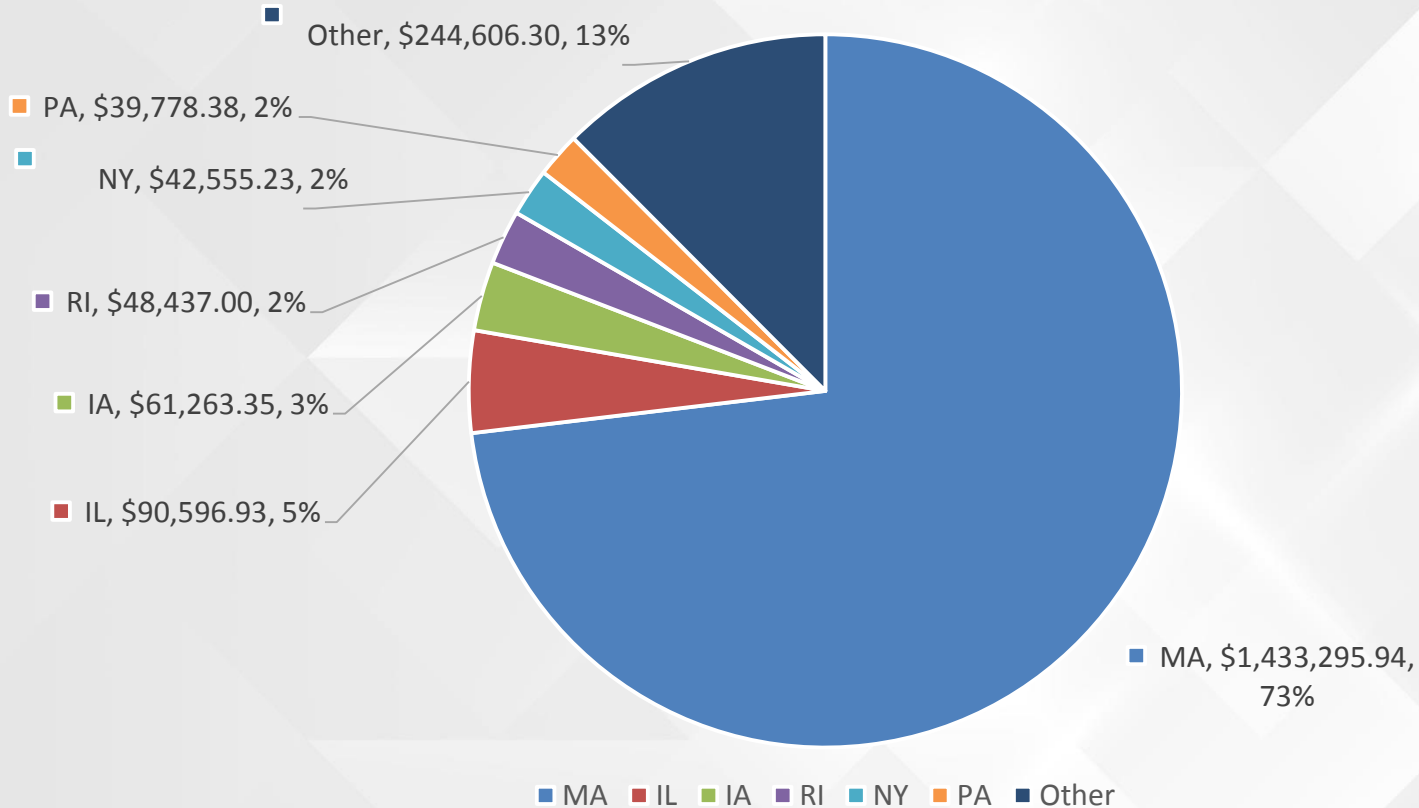
Gaming Revenue & Taxes

	Net Slot Revenue	State Taxes	Race Horse Taxes	Total Taxes	
2015	1st	-	-	-	
	2nd	\$6,211,001	\$2,538,610	\$558,990	\$3,097,600
	3rd	\$45,827,524	\$18,329,938	\$4,124,477	\$22,454,415
	4th	\$35,971,223	\$14,443,544	\$3,237,410	\$17,680,954
	Total	\$88,009,748	\$35,312,092	\$7,920,877	\$43,232,970
2016	1st	\$38,663,540	\$15,481,836	\$3,479,719	\$18,961,555
	2nd	\$39,185,244	\$15,641,803	\$3,526,672	\$19,168,475
	3rd	\$39,756,060	\$15,923,121	\$3,578,045	\$19,501,166
	4th	\$37,388,890	\$14,973,358	\$3,365,000	\$18,338,358
	Total	\$154,993,734	\$62,020,118	\$13,949,436	\$75,969,554



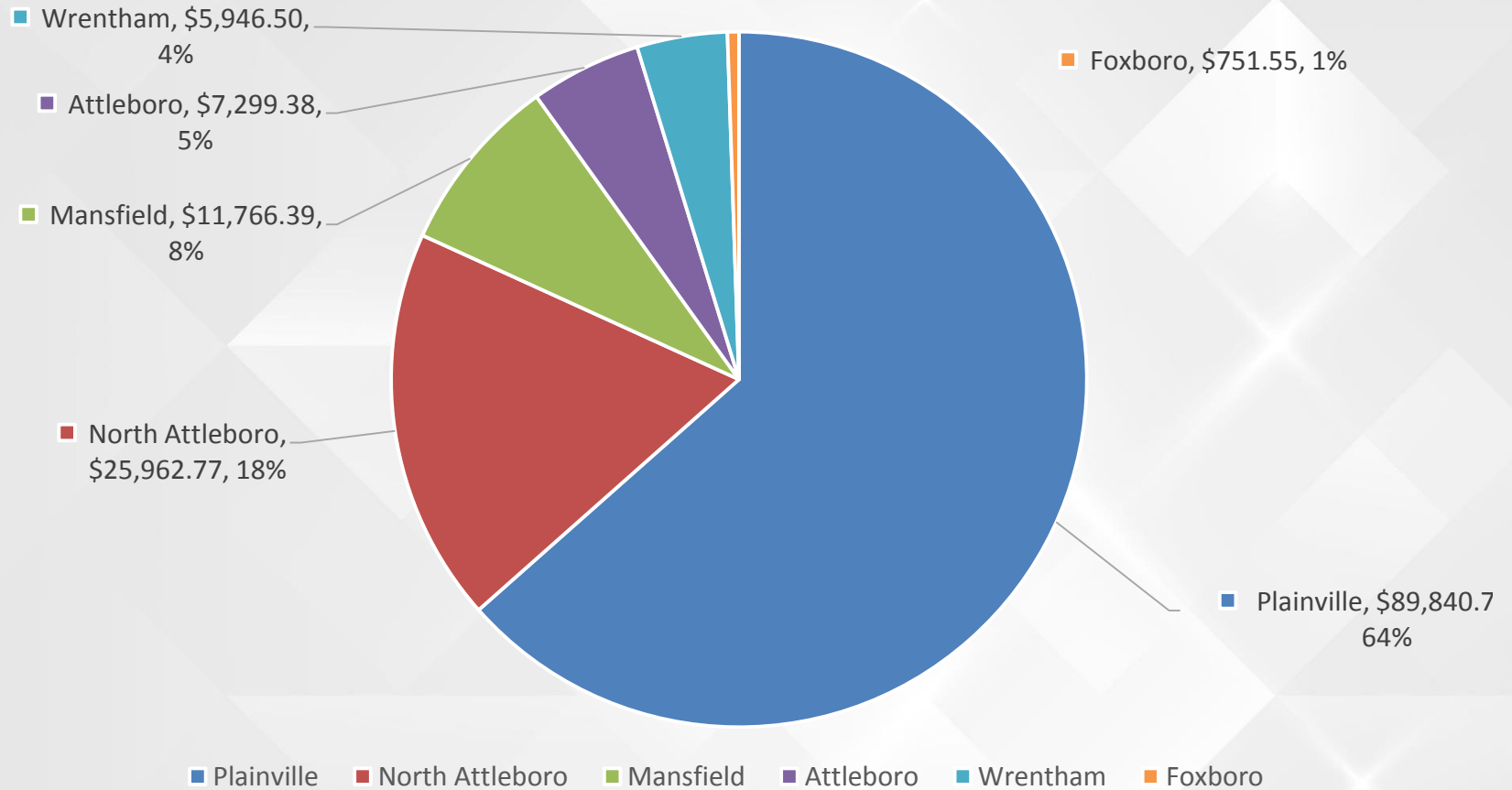
Spend by State

Total Q4 Spend: \$1,960,533.13



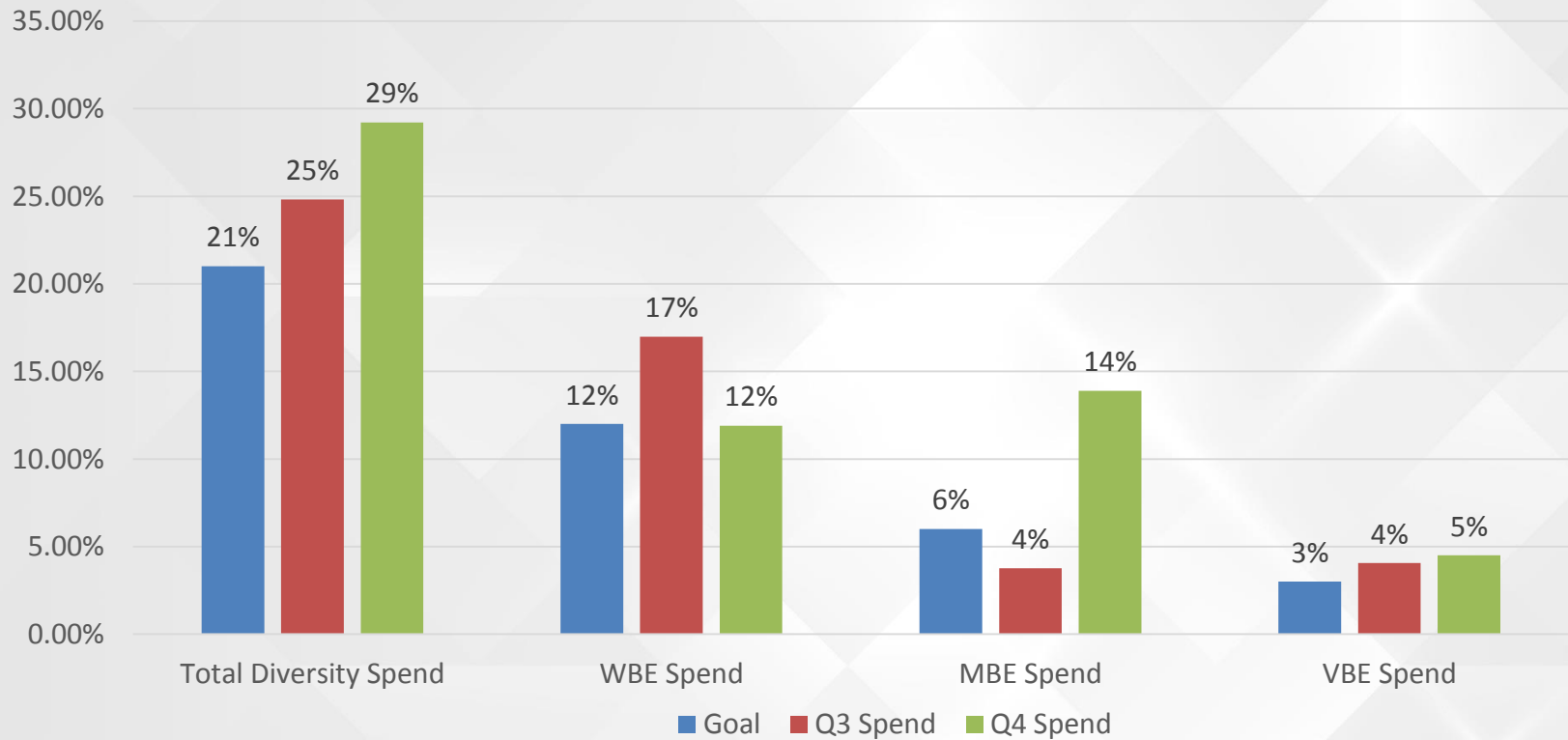
Local Spend

Total Q4 Host & Surrounding Community Spend: \$141,567.29



Vendor Diversity Spend

Q4 2016



Q4 Diverse Vendor Spend Statistics

Q4 WBE Vendors

15 Vendors used totaling \$164,534.01

Q4 MBE Vendors

4* Vendors used totaling \$250,140.13

Q4 VBE Vendors

6* Vendors totaling \$87,736.54

*Includes vendors that are certified in multiple diversity categories.
Spend is only reported in one category.



Lottery Sales

Quarter	2015	2016	\$ Difference	% Difference
1st	\$96,242	\$705,304	\$609,062	632.8%
2nd	\$162,173	\$758,852	\$596,679	367.9%
3rd	\$579,000	\$738,116	\$159,116	27.5%
4th	\$479,325	\$748,919	\$269,594	56.2%
Total	\$1,316,740	\$2,951,191	\$1,634,451	124.1%

PPC currently has 5 instant ticket machines and 4 online terminals on site. Prior to the Casino opening the Property had 1 instant ticket machine and 2 online machines



Compliance with Regulations

Month	Number of Patron ID Checks	Prevented from entering gaming Establishment			Minors and Underage Escorted from the gaming area	Minors and Underage Found gambling at slot machines	Minors and Underage Found consuming alcoholic beverages
		Total	Minors	Underage			
October	7,665	153	17	31	0	0	0
November	9,120	186	25	31	*1	*1	0
December	10,154	263	14	29	0	0	0
Total	26,939	602	56	91	1	1	0

* Same individual found gaming and removed from the floor



Local Community

- Charitable Giving in Q4
 - For Kids Sake
 - Toys for Tots
 - YMCA
 - Town of Mansfield
 - Lions Club
- Sponsorships
 - Adopt a Highway

**TOYS FOR
SLOTPLAY**



PLAINRIDGE PARK
CASINO

Q4 Marketing - Partnerships

- Patriots - Foxboro
 - AFC Championship ticket packages
 - Billboard
 - NYE Renaissance Stay and Play Packages
- Frozen Fenway
- Wrentham Village Premium Outlets



Q4 Marketing



- Racing Rewards Roll-Out
- Dunkin Donuts Roll Out
- Veterans Day – Free meal for all veterans
- Toy's for Free *SLOTPLAY*
 - Partnering MPRG
- New Year's Eve



**TOYS FOR
SLOTPLAY**

