



PENN SPORTS INTERACTIVE

Q3 2025 REPORT



01

REVENUE

REVENUE

Month	Total Sports Wagering Revenue	Massachusetts Sports Wagering Taxes Collected	Handle
July	\$1,015,809.42	\$196,147.99	\$13,941,723.43
August	\$1,551,521.84	\$302,334.26	\$15,773,169.46
September	\$1,413,155.17	\$270,604.88	\$23,965,139.87
Q3 Total	\$3,980,486.43	\$769,087.13	\$53,680,032.76

02

WORKFORCE DIVERSITY

WORKFORCE DIVERSITY

	Minority	Women	Veteran	MA Resident	Total Employees
All Employees					
Employees	236	210	9	23	638
Percentage	37%	33%	1%	4%	
Manager & Above					
Employees	23	32	0	5	130
Percentage	18%	25%	0%	4%	
Non-Manager					
Employees	213	178	9	18	508
Percentage	42%	35%	2%	4%	

03

VENDOR / SUPPLIER DIVERSITY

VENDOR / SUPPLIER DIVERSITY

Diversity Certification	Q3 (2024)	Q4 (2024)	Q1 (2025)	Q2 (2025)	Q3 (2025)
MBE	\$262,054.76	\$478,496.76	\$36,314.70	17,156.98	\$131,305.45
VBE	\$0	\$0	\$0	\$1,513.00	\$0
WBE	\$712,037.41	\$28,649.04	\$135,409.19	\$29,523.00	\$1,102.43
WMBE	\$25,963.39	\$20,000.00	\$0	\$0	\$0
Total Diversity Spend	\$1,000,055.56	\$527,145.80	\$171,723.89	\$48,192.98	\$132,407.88

04

COMPLIANCE

UNDERAGE ACTIVITY

Underage
Registration
Attempts

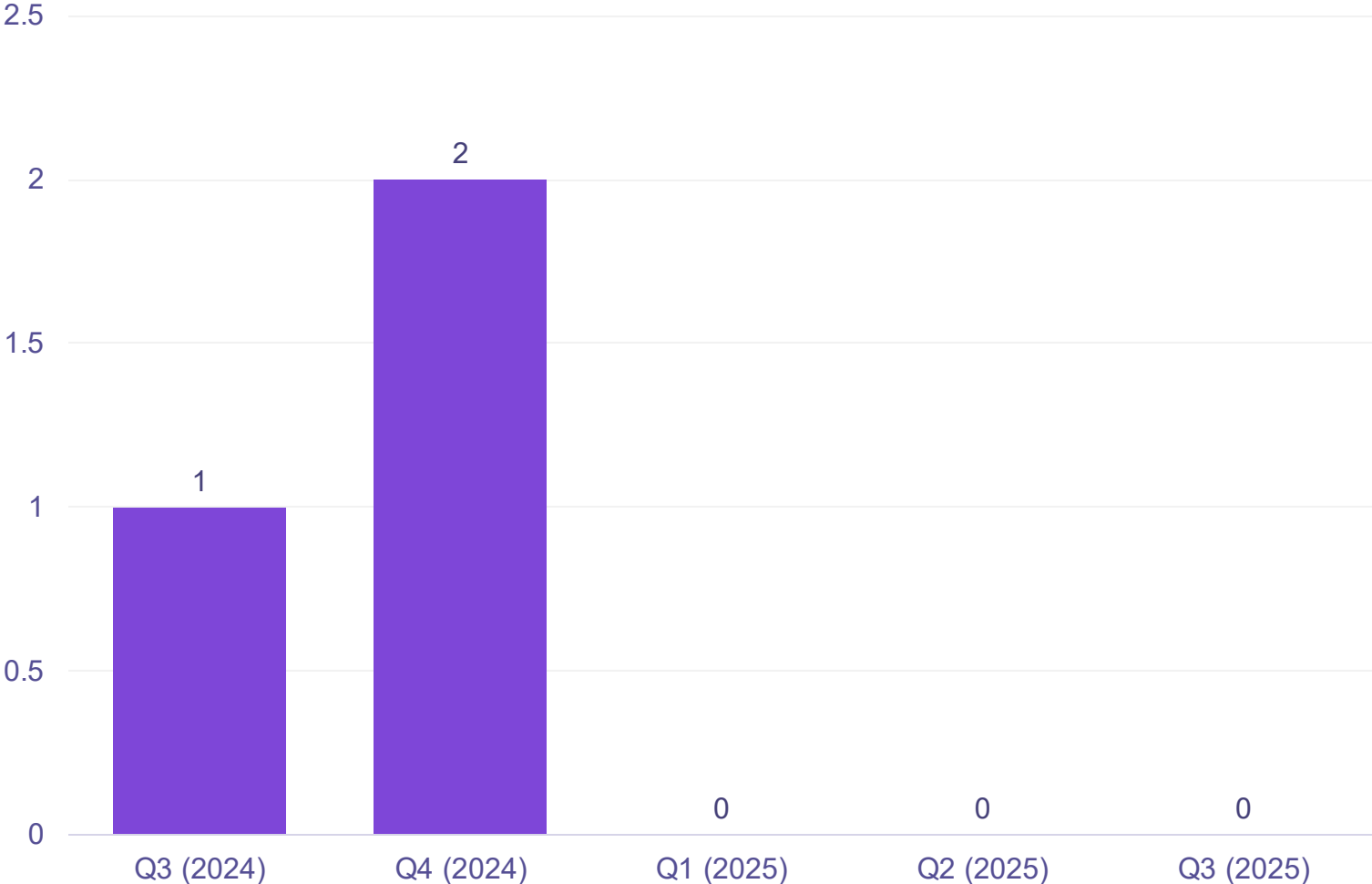
17

Suspected
Underage
Use of
Account

0

Confirmed
Underage
Use of
Account

0



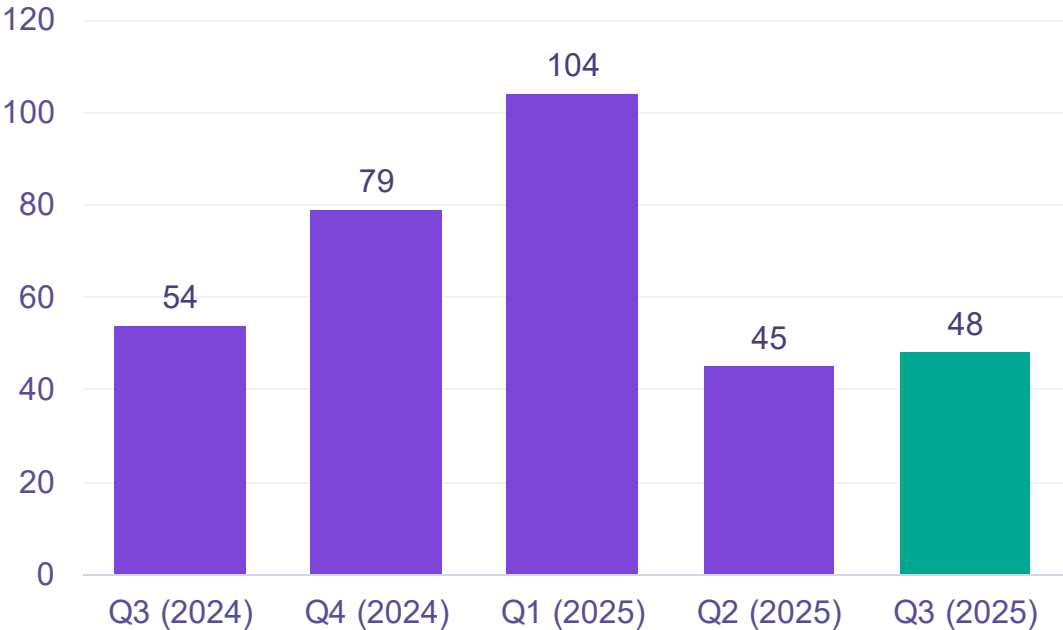
05

RESPONSIBLE GAMING

RESPONSIBLE GAMING

Voluntary Self-Exclusions (“VSE”)

Quarterly VSE’s **48** (197 YTD)



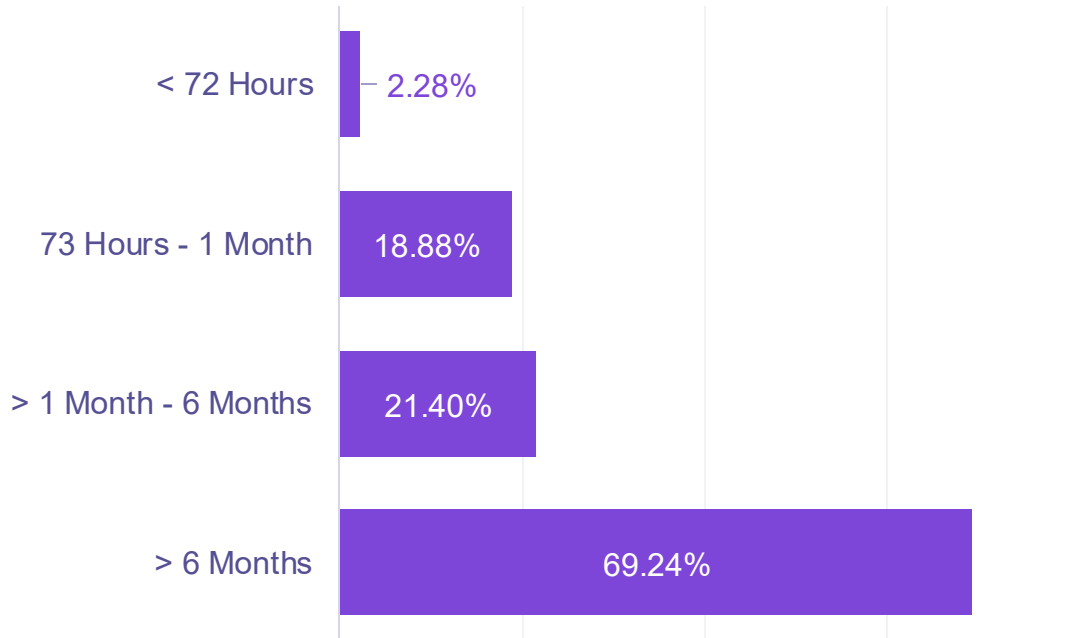
Previous Quarter **7%** ▲

Quarterly Average **66**

Time Out Tools

Unique MA Accounts Utilizing At Least One RG Tool **5.14%**

Unique MA Accounts Utilizing a Time Out **0.63%**




06

LOTTERY

LOTTERY

Online customers were emailed an offer to receive free MA Lottery tickets which could be redeemed at PPC



07

COMMUNITY, OUTREACH, CHARITABLE IMPACTS

COMMUNITY OUTREACH

During the Quarter we supported two organizations that serve Massachusetts communities, specifically in the areas around our Penn Game Studios office in Greenfield.

We made a monetary donations to the Deerfield River Watershed Association, which promotes healthy habitats, clean water, and responsible public use for the watershed in Mass and Vermont.

We also supported LifePath, a nonprofit organization serving older residents, people with disabilities, and caretakes in Western and Central Mass.

