



MassGaming Access and Opportunity Committee Meeting

NOTICE OF MEETING and AGENDA

Pursuant to the Massachusetts Open Meeting Law, G.L. c. 30A, §§ 18-25, notice is hereby given of a meeting of the Access and Opportunity Committee.

The meeting will take place: Tuesday, June 13, 2017 10:30 AM-12:30 PM

Everett City Hall, 484 Broadway, Keverian Room, 3rd Floor

CALL TO ORDER/INTRODUCTIONS – Jill Lacey Griffin – MGC Director of Workforce, Supplier and Diversity Development

APPROVAL OF THE MINUTES –May 9, 2017

REPORT:

- **Wynn Design/Construction Activity**
 - Labor Outcomes to Date
 - Contractor Outcomes to Date
 - Upcoming Construction Activity

Jennie Peterson,
Manager, Development

COMMITTEE MEMBER DISCUSSION

COMMUNITY INPUT

GUEST REMARKS

Kevin Collins, Business Agent, Iron Workers Local 7

REPORT:

- **MGM Design/Construction Activity**
 - Labor Outcomes to Date
 - Contractor Outcomes to Date
 - Upcoming Construction Activity

Chelan Brown
Diversity Specialist, Construction & Operations

Jason Rosewell
Executive Director of Design and Construction

COMMITTEE MEMBER DISCUSSION

COMMUNITY INPUT

Next MGC Access and Opportunity Committee Meeting- Tuesday, July 11, 2017 10:30 am -12:30 pm

Springfield Technical Community College, 1 Armory Square, Scibelli Hall (Building 2-Rooms 703/704), Springfield, MA 01105

I certify that on this date, this Notice was posted as "MassGaming Access and Opportunity Committee Meeting" at www.massgaming.com and emailed to: regs@sec.state.ma.us, melissa.andrade@state.ma.us.

6/9/17
(date)


Jill Lacey Griffin

Director of Workforce, Supplier and Diversity Development
Massachusetts Gaming Commission

Date Posted to Website:

June 9, 2017 at 10:30 a.m.



Massachusetts Gaming Commission

101 Federal Street, 12th Floor, Boston, Massachusetts 02110 | TEL 617.979.8400 | FAX 617.725.0258 | www.massgaming.com



Access and Opportunity Committee Meeting Minutes

Date/Time: May 9, 2017 – 10:30 a.m. – 12:30 p.m.

Place: Springfield Technical Community College
Scibelli Hall, Building 2, Rooms 703/704
1 Armory Square, Springfield, MA

Committee Members Present:

Chair Jill Lacey Griffin
Commissioner Bruce Stebbins
Catherine Blue
Paul Connelly
William Curtis
Joseph Delaney
Nader Acevedo
Chelan Brown
Maureen Carney
Lisa Clauson
Eddie Corbin
Jason Garand
Fiore Grasseti
Kate Harrison
Mike Langone
Susan Moir
John Perez
Jennie Peterson
Jason Rosewell
Liz Skidmore
Joseph Truschelli
Mary Vogel
Shelley Webster

Call to Order

10:44 a.m. Chair Jill Griffin called to order the Access and Opportunity Committee Meeting. All committee members in attendance introduced themselves and their organizations.

Approval of Minutes

10:46 a.m. The minutes of the Access and Opportunity Committee (“AOC”) meeting held on April 11, 2017 were approved by committee members unanimously.

10:48 a.m. Jill Griffin turned it over to Catherine Blue who provided an update on the Service Employee Registration discussion that was held at the April 27, 2017 Commission Meeting. She gave a general overview of what was discussed and said for those interested, the transcript and meeting packet are available on the Mass Gaming Commission (“MGC”) website. She added that the comment period is open and encouraged people to submit them. Ms. Blue said it will be discussed again at the May 25th Commission Meeting in Springfield. She said that it’s a difficult issue and that MGC is trying to get as much information as possible.

MGM’s Report

10:50 a.m. Jill Griffin then turned the meeting over to MGM and Chelan Brown, Diversity Specialist, Construction and Operations. Ms. Brown began their presentation with their update on outreach. She noted Minority Business Enterprise (“MBE”), Women Business Enterprise (“WBE”) and Veteran Business Enterprise (“VBE”) outreach to a list of diverse construction, supplier and design/consulting companies. She then talked about the collaboration with Community Partners Network (“CPN”), noting the April 5 Meeting. Training and work readiness was the topic at the meeting. They are also finalizing the 2017 CPN Workplan. She gave updates on each of the teams within CPN noting that the Action Team recently had a Membership Drive and information night. Ms. Brown also spoke about a few events and tours they’ve had recently: The Western MA Girls in Trade event on April 13th; the site tour with Community Partner Association of Black Businesses and Professionals on April 25th; and on April 26th there were two events: the Putnam Vocational Academy and Tishman Construction/MGM Mentoring Program Update; and Smith Vocational High School site tour with Local 104.

11:03 a.m. Ms. Brown then shifted to other ongoing diversity work. She mentioned the Union Construction Worker office hours and ads and flyers which promote them. She then presented a video featuring Reggie Cole, owner of C&C Contractors, LLC, a certified MBE. It focused on MGM’s local diversity work.

11:06 a.m. The presentation was then turned over to Jason Rosewell who provided the diversity statistics for the Unions as of April 28th. He acknowledged all of the hard work from the many partners and gave kudos to the Unions and specifically to Jason Garand, an AOC Member from Carpenters Local 108. In the three month look-ahead he said they are continuing work on the garage and he went over the ongoing phases of the project and what’s coming up in the next phases.

11:12 a.m. Commissioner Stebbins recognized MGM’s Diversity Outreach Efforts along with CPN, adding that the work will be shifting from exterior to interior. He asked if they saw anything alarming in the look-ahead with that shift. Jason Garand said that they are fully committed to changing the entire industry and that it only begins with MGM. He said they have a great partnership and high quality players. Chelan Brown added that they are focusing on MGM and by doing so, that would advance the conversation to other jobs and projects. She said that MGM has monthly meetings with Tishman and all of the players are present. Fiore Grassetti (Pioneer Central Labor Council, Ironworkers Local 7) added that there will be an ability to place workers after the MGM project. He said this is an opportunity to expand business as a whole in Massachusetts.

- 11:18 a.m. The presentation then continued with Jason Rosewell going over the Design and Construction and Consulting Commitment numbers, pointing out the diverse construction companies. He then went through the workforce data, praising the companies with the best diversity efforts.
- 11:23 a.m. Jill Griffin then opened the meeting up to questions and comments. A few committee members expressed concern over the WBEs, especially as it relates to the shift in work on the project. Jason Rosewell said that they're working on it and ramping up and will get the numbers where they need to be. Commissioner Stebbins asked how much design and consulting work is left. Mr. Rosewell replied that in the next month or so they will see it level out. Commissioner Stebbins added that it would be good to tailor their report as such.

Wynn's Report

- 11:34 a.m. Jill Griffin then turned the meeting over to Jennie Peterson, Manager/Development for Wynn. Highlights included Minority Business Enterprise ("MBE"), Women Business Enterprise ("WBE") and Veteran Business Enterprise ("VBE") Participation Goals, Contracts Awarded and Outreach efforts for both Design and Construction. As far as outreach, Wynn is still sending out bi-weekly email communication to local Chambers of Commerce, Wynn/Suffolk sub-contractor and supplier database, and diverse business group partners: Supplier Diversity Office, GNEMSDC (Greater New England Minority Supplier Development Council), Mass Minority Contractors Association, Center for Women & Enterprise and the Hispanic American Institute. Ms. Peterson presented Wynn's update on M/W/VBE Construction and Workforce Participation. She provided and reviewed the MBE, WBE and VBE participation numbers and mentioned that they are now exceeding all of their goals.
- 11:41 a.m. Shelley Webster (Suffolk Construction) went on to talk about the Construction Workforce Outreach efforts. She said there is ongoing outreach and work with community partners and Career Centers, including monthly reminders about Building Trades Apprentice Application Opportunities. She noted they also have had walk-on applicants. Ms. Webster and Ms. Peterson went over all of the outreach events in April, including: the Building Pathways Graduation on April 7th; the Western MA Girls in Trade Event (along with MGM) on April 13th; and the awarding of the Quarterly Diversity Recognition to J. Derenzo Co. for outstanding efforts in meeting and exceeding their diversity goals. Ms. Peterson added things have been ramping up with YouthBuild and Building Pathways, such as monthly site tours with Everett High School students and interviews with Building Pathways. Wynn has also reached out to Suffolk Downs track workers. Ms. Webster wrapped up that portion of the presentation by speaking again about the J. Derenzo recognition and award and saying that they have been working to incentivize other companies to put forth their best practices. Ms. Peterson stressed that they will be on-going/continued best efforts.
- 11:55 a.m. Jennie Peterson went through current photographs of the site depicting the various phases of construction. She said the garage levels are coming together, as well as the elevator core. They are working on the shoreline and the concrete and now the steel/façade is starting to take shape. She noted a couple of status milestones: in

June the hotel structure will be complete to the third floor; and by December 2018 the structure of the tower will be complete to the 27th floor. In Brian McPherson's absence, Shelley Webster wrapped up the presentation by going through the Workforce Data, highlighting the contractors with the best diversity efforts. When the presentation was opened up to questions/comments, there was both recognition and praise offered regarding meeting their goals and their efforts to do so. However, committee members expressed concern about lower numbers when it came to groups like iron workers, minorities and women. Ms. Peterson stated they do have some smaller size crews and even though it is on-going work, it is a bit harder to meet those goals given the size of some crews. She also said that in those situations corrective action meetings have been held. When asked if they were identifying specific contractors ahead of time, Ms. Peterson said that they suggest to Unions to put their request in to benefit the most from the numbers. She mentioned specifically Local 103.

Additional Discussion Topics

- 12:24 p.m. Jill Griffin then moved to the last Agenda item regarding the Vendor Registration Process through Mass Gaming Commission ("MGC"), introducing Paul Connelly, Director of Licensing. Mr. Connelly summarized by saying that initially anyone who wanted to do business with the casinos or licensees in Massachusetts needed to register with MGC. That has since changed and as a result there has been a shift in the numbers seeking registration; the numbers are declining. He said MGC has gotten rid of fingerprinting for Non-Gaming Vendors and instituted the *de minimis* exemption, which clarifies that everyone is required to register, but if an applicant is going to be doing less than \$10,000 worth of business with a casino, then they can petition their registration.
- 12:32 p.m. Jill Griffin announces the next AOC Meeting will be June 13th at Everett City Hall again, with a Wynn site tour prior to the meeting beginning at 9:00am. She then turns the meeting over to Liz Skidmore to talk about the Construction Diversity Marketing and Recruitment Campaign Update. Liz again introduces the Marketing Campaign for Northeast Center for Tradeswomen's Equity, which is focused on minority women. She spoke of the meetings they have had with the marketing company KHJ and introduced Kate Harrison, who they hired as a pipeline navigator. Ms. Harrison will be fielding the intake from the campaign. Kate Harrison then introduces herself and talks about her background and her office hours in Springfield.
- 12:42 p.m. The meeting adjourned.

List of Documents and Other Items Used:

1. Massachusetts Gaming Commission Access and Opportunity Committee Notice of Meeting and Agenda dated May 9, 2017
2. Massachusetts Gaming Commission Access and Opportunity Committee Draft Meeting Minutes dated April 11, 2017
3. Wynn Boston Harbor Access and Opportunity Committee Monthly Update PowerPoint Presentation dated April 2017

4. Wynn Boston Harbor - Construction Workforce Diversity, Date Range 9/2015 – 4/27/17
5. MGM Springfield Access and Opportunity Committee PowerPoint Presentation dated May 9, 2017
6. MGM Springfield Workforce Diversity Report (by Company and by Union) as of April 28, 2017
7. MGM video featuring Reggie Cole
8. Massachusetts Gaming Commission Statement of Casino's Business Relationship with Non-Gaming Vendor form (Revised: January 27, 2017)

DRAFT



Wynn Boston Harbor | June 13, 2017

ACCESS & OPPORTUNITY COMMITTEE MONTHLY UPDATE MAY 2017

Participation Goals Review

Consultant / Contractor Participation – Design Contracts:

Minority Business Enterprise (MBE): 7.9%

Women Business Enterprise (WBE): 10%

Veteran Business Enterprise (VBE): 1%

Contractor Participation – Construction Contracts:

Minority Business Enterprise (MBE): 5%

Women Business Enterprise (WBE): 5.4%

Veteran Business Enterprise (WBE): 1%

Workforce Participation – Construction (% of workforce hours):

Minorities: 15.3%

Women: 6.9%

Veterans: 3%

Design: M/W/VBE Participation

- As of May 31st, 21.0%, \$12.0 million, of project design contracts have been awarded to M/W/VBEs.

	# Contract Awards	Goal	Awarded to Date	\$ Awarded to Date
MBE	12	7.9%	8.8%	\$5.0 M
WBE	11	10.0%	5.2%	\$3.0 M
VBE	4	1.0%	7.1%	\$4.0 M
<i>TOTAL</i>	27	18.9%	21.0%	\$12.0 M

Design: M/W/VBE Participation, Contracts Awarded

MBE (12)	Consultant / Contractor	Location	Scope	Award Amount (\$)	% Goal	% of Awarded Contracts
	Bryant Associates (Sub to AECOM)	Boston, MA	Surveying			
	Bukhari Design Studio	Las Vegas, NV	Interior Design			
	Crabtree McGrath (Sub to Jacobs)	Georgetown, MA	Food Service			
	C&C Consulting Engineers (Sub to AECOM)	Boston, MA	Surveying			
	DREAM Collaborative (Sub to Jacobs)	Boston, MA	Architecture			
	Eric Montelongo Irrigation Design	Orange, CA	Irrigation Design			
	Fernandez & Associates (Sub to Jacobs)	Byfield, MA	Fire Protection			
	Michael Hong Architects Inc.	Culver City, CA	Themed Architecture			
	Nobis Engineering (Sub to Bohler)	Concord, NH	Service Road Design			
	The Radio Frequency Network Company	Burbank, CA	Network Design			
	SAR Engineering (Sub to Jacobs)	Quincy, MA	MEP			
	Shen Milsom & Wilke (Sub to Jacobs)	New York, NY	Acoustics			
TOTAL				\$5,010,272	7.9%	8.8%
WBE (11)						
	Cleo Design	Las Vegas, NV	Interior Design			
	Comprehensive Environmental (Sub to AECOM)	Marlborough, MA	Permitting, Environmental			
	Design Enterprise	Las Vegas, NV	Interior Design			
	Keville Enterprises (Sub to AECOM)	Boston, MA	Scheduling, Cost Estimating			
	Lumen Studio (Sub to AECOM)	Lowell, MA	Lighting Design			
	Pam Shadley Associates (Sub to Lifescapes)	Lexington, MA	Landscape Architecture			
	Pam Shadley Associates (Sub to AECOM)	Lexington, MA	Landscape Architecture			
	PEER Consultants (Sub to Bohler)	Burlington, MA	Construction Administration			
	Regina Villa Associates (Sub to AECOM)	Boston, MA	Public Relations / Outreach			
	Ryan Biggs Clark Davis	Clifton Park, NY	Independent Structural Review			
	Saam Architecture (Sub to Jacobs)	Boston, MA	Architecture			
TOTAL				\$2,960,878	10.0%	5.2%
VBE (4)						
	JBA Consulting Engineers (Sub to Jacobs)	Las Vegas, NV	MEP, FP, Telecomm			
	JBA Consulting Engineers	Las Vegas, NV	Audio Visual			
	Eslick Design Associates	Tulsa, OK	Signage			
	Fort Hill Infrastructure (Sub to AECOM)	Boston, MA	Traffic Engineering			
TOTAL				\$4,059,018	1.0%	7.1%
TOTAL DIVERSE CONTRACTS				\$12,030,168	18.9%	21.0%
TOTAL QUALIFIED DESIGN AWARDS				\$57,229,071		

Design & Construction M/W/VBEs: Outreach

- **Bi-weekly email communications** sent to local Chambers of Commerce, Wynn / Suffolk sub-contractor and supplier database, and diverse business group partners: Supplier Diversity Office, GNEMSDC, Mass Minority Contractors Association, Center for Women & Enterprise, and the Hispanic American Institute
- **5/19:** Hispanic American Institute Quarterly Breakfast
- **5/23:** Massport Diversity Summit
- **5/24:** Northshore Latino Chamber of Commerce Annual gathering



Construction: M/W/VBE Participation

- As of May 31st, 15.7%, \$156.8 million, of construction contracts have been awarded to M/W/VBEs.
- Construction contracts in April included awards to two MBEs, five WBEs, and one VBE.
- Negotiations with additional M/W/VBE sub-contractors and suppliers are underway, following awards to prime tier sub-contractors.

	# Contract Awards	Goal	Awarded to Date	\$ Awarded to Date
MBE	36	5.0%	4.9%	\$49.2 M
WBE	79	5.4%	9.8%	\$98.0 M
VBE	25	1.0%	2.8%	\$27.6 M
TOTAL	125*	11.4%	15.7%*	\$156.8 M*

Total Qualified Construction Spend = \$1,000,101,414

* M/W/VBE contract awards report includes awards made to businesses with more than one diverse classification (i.e. M/WBE). Totals reported deduct any double counting due to awards to businesses with more than one diverse classification.

Construction: MBE Participation, 36 Contracts Awarded

Sub-Contractor / Supplier	Location	Scope	Award Amount (\$)	% Goal	% of Awarded Contracts
Andella Iron Inc.	Chelsea, MA	Rebar Install			
All Time Service, Inc. (M/WBE)	Jamaica Plain, MA	Cleaning			
Adonai Water (M/WBE)	Randolph, MA	Water Supply			
Adonai Water (M/WBE)	Randolph, MA	Water Supply			
Anvil Steel & Engineering (M/VBE)	Taunton, MA	Shear Stud Installation			
Anvil Steel & Engineering (M/VBE)	Taunton, MA	Rebar at main level			
ASA Environmental Products (M/WBE)	Stonington, CT	Drywall Materials Supply			
ASA Environmental Products (M/WBE)	Stonington, CT	Drywall Materials Supply			
Building Enclosure Associates	Charlestown, MA	Commissioning			
CDP Fastener Group	Brockton, MA	Ejector Pump Control Panel Supply			
Charter Contracting Company	Boston, MA	Remediation			
Charter Contracting Company	Boston, MA	Trucking			
Dependable Masonry Construction	North Reading, MA	Masonry			
Don Martin	Marshfield, MA	Paving			
Don Martin	Marshfield, MA	Paving			
D. Silva Trucking	Carver, MA	Trucking			
Duray J.F. Duncan Industries	Downey, CA	Food Service Equipment			
Edwards Group (M/WBE)	Mattapan, MA	Onsite Trucking/Soils Hauling			
E. G. Fisher Construction, Inc.	Worcester, MA	CIP Light RT Wall Concrete Work			
Fisher Contracting Corporation (M/WBE)	Worcester, MA	Living Shore Line Earthwork			
FL&A Trucking	Dorchester, MA	Trucking			
Gira Steel (M/WBE)	West Columbia, SC	Steel Fabrication			
Independent Pipe Service	Houston, TX	Drill Casing Supply			
Independent Pipe Service	Houston, TX	Pipe Supplies			
JHP Industrial Supply Co. Inc.	Syracuse, NY	Pipe, Valves, Fittings			
Maria Fallon Electrical Services (M/WB)	Millis, MA	Electrical Labor			
M-O-N Landscaping	North Dartmouth, MA	Erosion Control			
Moor Metals Inc	Holliston, MA	Pipe, Piles, Tile & Rod			
Moor Metals Inc	Holliston, MA	Metal Materials			
PMA Consultants	Ann Arbor, MI	Change Order Review			
Regis Steel	Fall River, MA	Rebar Cages			
Richard W. Reid Electrical	Billerica, MA	Electrical			
Richard W. Reid Electrical	Billerica, MA	Hotel Tower Electrical Labor			
Titan Roofing (M/VBE)	Quincy, MA	Roofing			
US Inspection & Consulting	Phoenix, AZ	Materials Testing			
Wood & Wire Fence	Lincoln, RI	Temporary Fence			
TOTAL			\$49,172,102	5.0%	4.9%

Construction: WBE Participation, 79 Contracts Awarded

Sub-Contractor / Supplier	Location	Scope	Award Amount (\$)	% Goal	% of Awarded Contracts
ABC Soils, Inc.	Sudbury, MA	Soil Testing			
Adonai Water (M/WBE)	Randolph, MA	Water Supply			
Adonai Water (M/WBE)	Randolph, MA	Water Supply			
Angelini Plastering, Inc	North Reading, MA	Synthetic Stucco			
Albanese Brothers, Inc	Dracut, MA	Stone			
Albanese Brothers, Inc	Dracut, MA	Furnish stone & gravel			
Alliance Detective & Security	Everett, MA	Site Security			
Alliance Detective & Security	Everett, MA	Site Security			
All Time Service, Inc. (M/WBE)	Jamaica Plain, MA	Cleaning			
Applied Insulation	Plaistow, NH	HVAC Pipe & Duct Installation			
Architectural Products	Burlington, CT	Glass & Glazing Materials			
ASA Environmental Products (M/WBE)	Stonington, CT	Drywall Materials Supply			
ASA Environmental Products (M/WBE)	Stonington, CT	Drywall Materials Supply			
Back Bay Concrete	Wakefield, MA	Place and Finish Concrete Slab			
Brennan Consulting	Burlington, MA	Surveying			
BOSS Steel	Everett, MA	Steel Erection			
Boston Bridge & Steel	Methuen, MA	Catwalk Railing Fabrication			
Chapman Electric (W/VBE)	Sandwich, MA	ALC Installation			
Coghlin Electrical	Worcester, MA	Medium Voltage Electrical			
Coghlin Electrical	Worcester, MA	Podium North Electrical			
Consolidated Brick Supplies	Avon, MA	Masonry Accessories			
Charles George Trucking	Londonderry, NH	Trucking			
Dagle Electrical Construction	Woburn, MA	Electrical			
Delucca Fence Company	Methuen, MA	Fencing			
Delucca Fence Company	Methuen, MA	Fencing			
Edwards Group (M/WBE)	Mattapan, MA	Onsite Trucking/Soils Hauling			
Fabiano Oil Corp	Wrentham, MA	Fuel Supply			
Fabiano Oil Corp	Wrentham, MA	Fuel Supply			
Fabiano Oil Corp	Wrentham, MA	Fuel Supply			
Fisher Contracting Corporation (M/WBE)	Worcester, MA	Living Shoreline Earthwork, Concrete			
General Safety Services Corp.	Canton, MA	Safety Equipment & Material			
Gira Steel (M/WBE)	West Columbia, SC	Steel Fabrication			
Granite City Electrical	Quincy, MA	Electrical Supplies			
Granite City Electrical	Quincy, MA	Electrical Supplies			
Granite City Electrical	Quincy, MA	Electrical Supplies			
Hat Creek Outfit	Rockland, MA	HVAC Supplies			
Hat Creek Outfit	Rockland, MA	Pipe, Fitting Valves Supplier			
Hat Creek Outfit	Rockland, MA	Pipe, Fitting Valves Supplier			
Heritage Construction	Watertown, MA	Supplies			

Construction: WBE Participation (cont.), 79 Contracts Awarded

Sub-Contractor / Supplier	Location	Scope	Award Amount (\$)	% Goal	% of Awarded Contracts
Imex Cargo	East boston	Trucking & Freight			
Interstate Steel Sales, Inc.	Orchard Park, NY	Materials - Plates, Channels			
Jackson Glass	Roslindale, MA	Curtain Wall Installation			
J F Shine Mechanical	West Roxbury, MA	Plumbing Insulation			
JMD Building Products	New York, NY	Pipe supplies			
J. Rego Trucking	Taunton, MA	Trucking			
Keville Enterprises	Boston, MA	Construction Inspections			
L&L Contracting	Braintree, MA	Materials			
Lub-O-Line Industrial Oil	Somerville, MA	Lube & Fuel Supplier			
Maria Fallon Electrical Services (M/WB	Millis, MA	Electrical Labor			
Melo's Rodbusters	South Dartmouth, MA	Reinforcing Steel Supply			
Modulease Corporation	Plainville, MA	Site Office Trailer			
Nobscot Supply Company	Framingham, MA	Supplies			
Pest End Inc	Methuen, MA	Pest Control			
P J Spillane	Everett, MA	Waterproofing			
P J Spillane	Everett, MA	Waterproofing			
P J Spillane	Everett, MA	Waterproofing			
Ramco	West Bridgewater, MA	Stakes, Hay Bales, Fence			
Rebars & Mesh	Haverhill, MA	Rebar Supply			
Rebars & Mesh	Haverhill, MA	Rebar Supply			
Rebars & Mesh	Haverhill, MA	Rebar Supply			
Rebars & Mesh	Haverhill, MA	Rebar at Lower Garage			
SOS Corporation	Milford, MA	Labor - Pre-Cast Masonry			
Southcoast Supplies	Fairhaven, MA	CMU, Mortar, and Grout			
Stadium Fuel	Peabody, MA	Fuel			
Taibi Equipment	Wakefield, MA	Equipment Rental			
Taycam LLC	Plymouth, MA	Equipment Rental			
Thompson Company	E. Weymouth, MA	Doors, Frames, Hardware			
Thompson Company	E. Weymouth, MA	Doors, Frames, Hardware			
Tools Unlimited	Stoughton, MA	Small tools supply			
Tools Unlimited	Stoughton, MA	Tools & Hanging Materials			
Tools Unlimited	Stoughton, MA	Saw Blades, Small Tools, PPE			
Turtle & Hughes	Linden, NJ	Commodities / Gear			
Urban Insulation	Salisbury, MA	Furnish, Install Pipe Insulation			
Villanova Construction	Roslindale, MA	Supplier			
Welch Associates Land Surveyors	West Bridgewater, MA	Layouts, As-built Surveys			
Welch Associates Land Surveyors	West Bridgewater, MA	Layouts, As-built Surveys			
Wang Commissioning	West Roxbury, MA	Building Commissioning			
William G. Moore	Freehold, NJ	Timber Piles Supply			
Wynco Distributors of New England	Wilmington, MA	Carpet Pad Vendor			
TOTAL			\$98,049,902	5.4%	9.8%

Construction: VBE Participation, 25 Contracts Awarded

Sub-Contractor / Supplier	Location	Scope	Award Amount (\$)	% Goal	% of Awarded Contracts
Anvil Steel Engineering (M/VBE)	Taunton, MA	Shear Stud Installation			
Anvil Steel & Engineering (M/VBE)	Taunton, MA	Rebar at main level			
Arrow Security	Springfield, MA	Site Security			
Broco Oil	North Reading, MA	Fuel Supply			
Broco Oil	North Reading, MA	Fuel Supply			
Broco Oil	North Reading, MA	Fuel Supply			
Broco Oil	North Reading, MA	Fuel Supply			
Broco Oil	North Reading, MA	Fuel Supply			
Broco Oil	North Reading, MA	Fuel Supply			
Chapman Electric (W/VBE)	Sandwich, MA	ALC Installation			
Cobiax	Dedham, MA	Stud Rail Supply			
Eastern Exterior Wall	Allentown, PA	Pre-Engineered Walls			
Frisoli Electric	Holbrook, MA	Grounding Materials Supply			
Homeland Mechanical	Quincy, MA	Furnish, Install Trench Drains			
Homeland Mechanical	Quincy, MA	Pipe Fitter Labor			
J Rams	East Wareham, MA	Sign Installation			
KWL Inc.	Franklin, MA	Trucking, Freight			
Osprey Construction Supply	Sharon, MA	Pipe Hanger & Fastener Supply			
Osprey Construction Supply	Sharon, MA	Pipe Hanger & Fastener Supply			
Recon Outfitters	Sturbridge, MA	Water/slurry tanks			
Sourcing Solutions	Tigard, OR	Crane Mat Supplier			
Swag Tools	Waltham, MA	Miscellaneous Supplies			
Tansey Electric	Manchester, NH	Electrical Labor			
Titan Roofing (M/VBE)	Quincy, MA	Roofing			
Thompson & Lichtner, Inc.	Canton, MA	Materials Testing			
TOTAL			\$27,592,851	1.0%	2.8%

Construction: Workforce Participation

- As of May 31st, 611,704 hours of work had been completed on the project site by 1,746 workers.
- 413 minorities, 103 females, and 86 veterans have performed construction work on the project.

	# Workers*	# Diverse Workforce Hours*	Goal	% Diverse Workforce Hours to Date
Minority	413	159,190.3	15.3%	26.0%
Female	103	42,798.5	6.9%	7.0%
Veteran	86	41,457.5	3.0%	6.8%

Construction Workforce: Outreach

- Ongoing outreach and work with community partners and Career Centers, including monthly reminders about upcoming Building Trades Apprenticeship Application Opportunities. Continuing referrals for career seekers to apprenticeship programs and on-site sub-contractors.
- On-site sub-contractors notifications sent to all union walk-on applicants.
- **5/11:** YouthBuild OSHA Standown, Roxbury
- **5/12:** Monthly Everett HS Tour
- **5/13:** North American Indian Center Career & Health Fair
- **5/23:** Hiring Our Heroes Veterans Career Fair
- **5/31:** Ironworkers Female Apprenticeship Opportunity









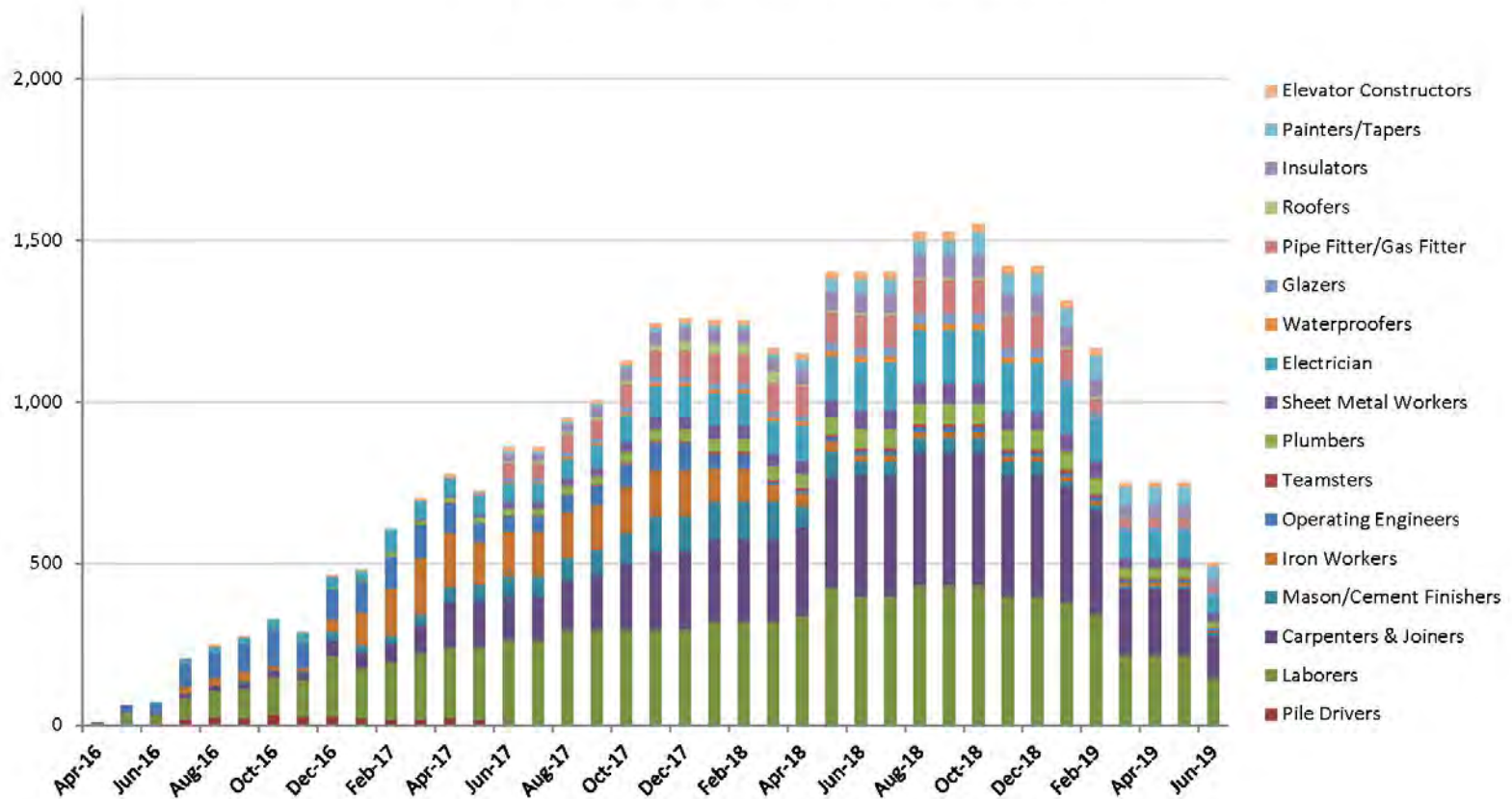




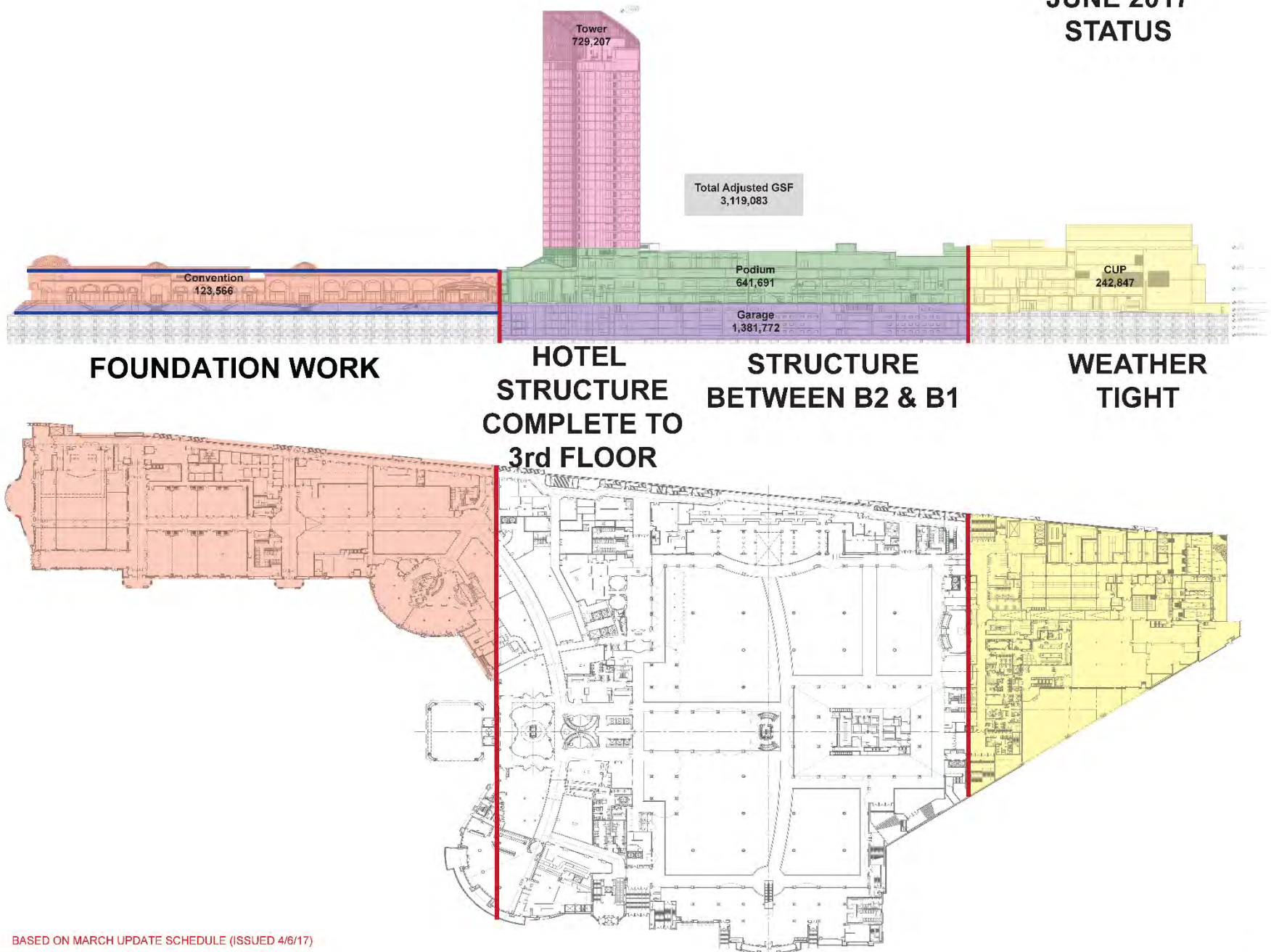




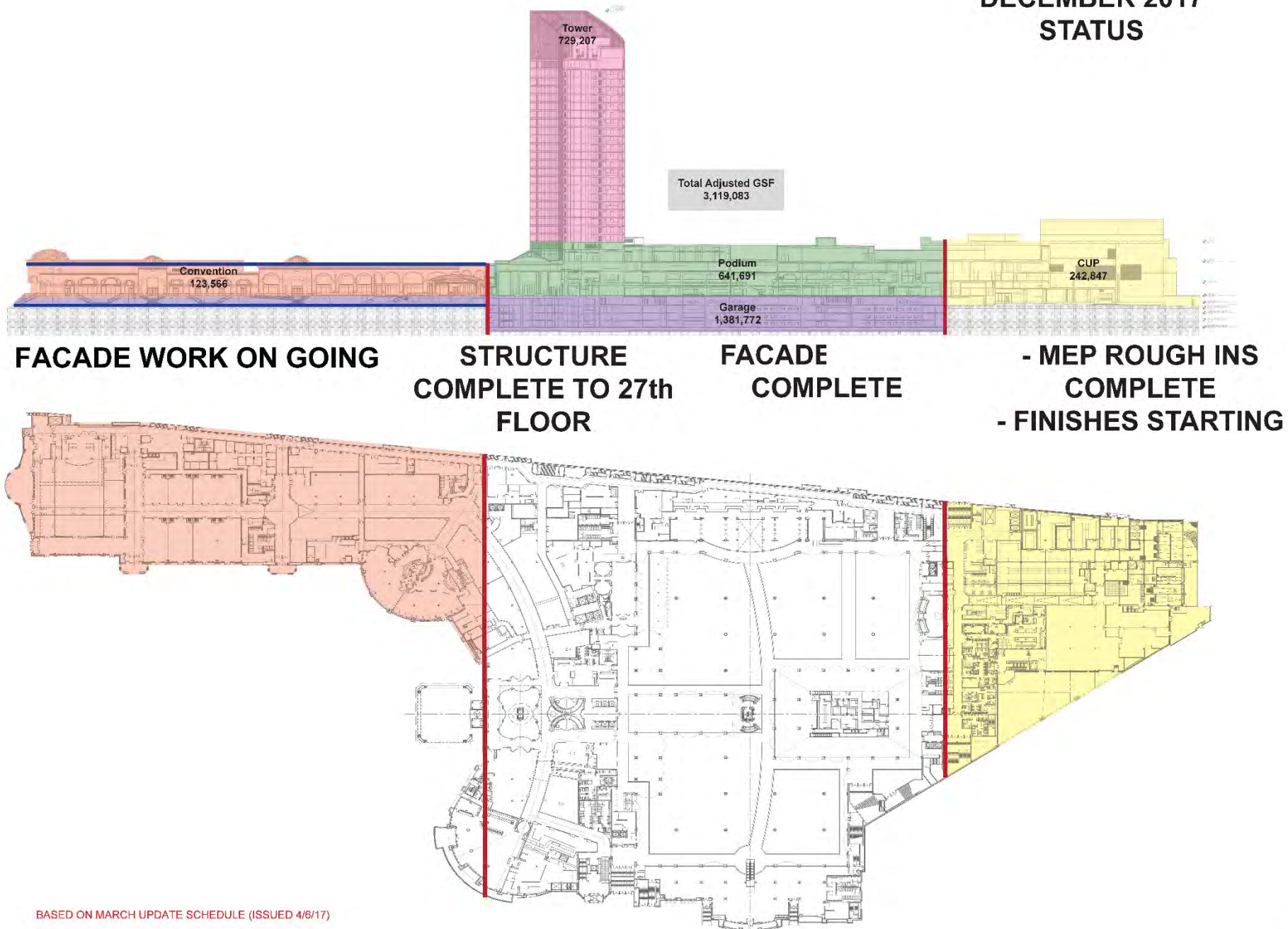
Wynn Boston Harbor Labor Projection



**JUNE 2017
STATUS**

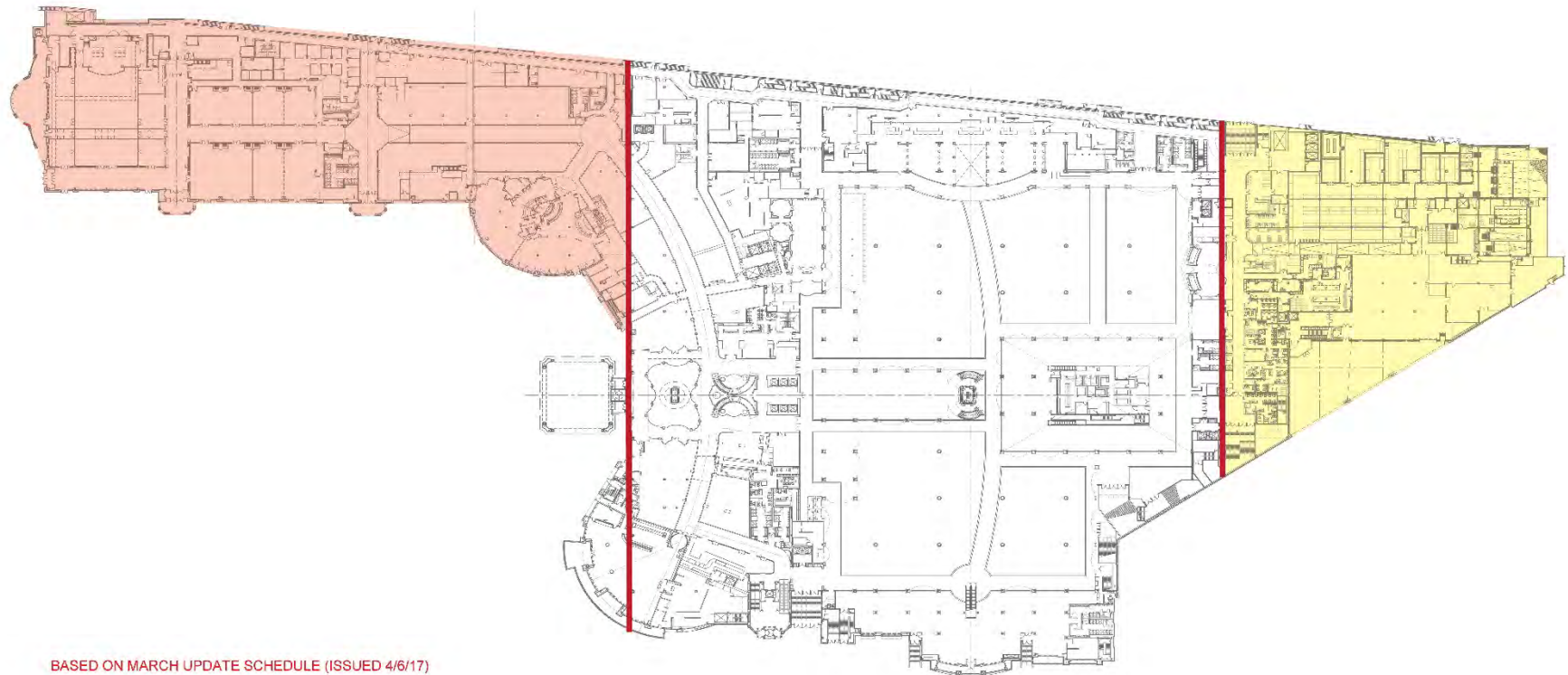
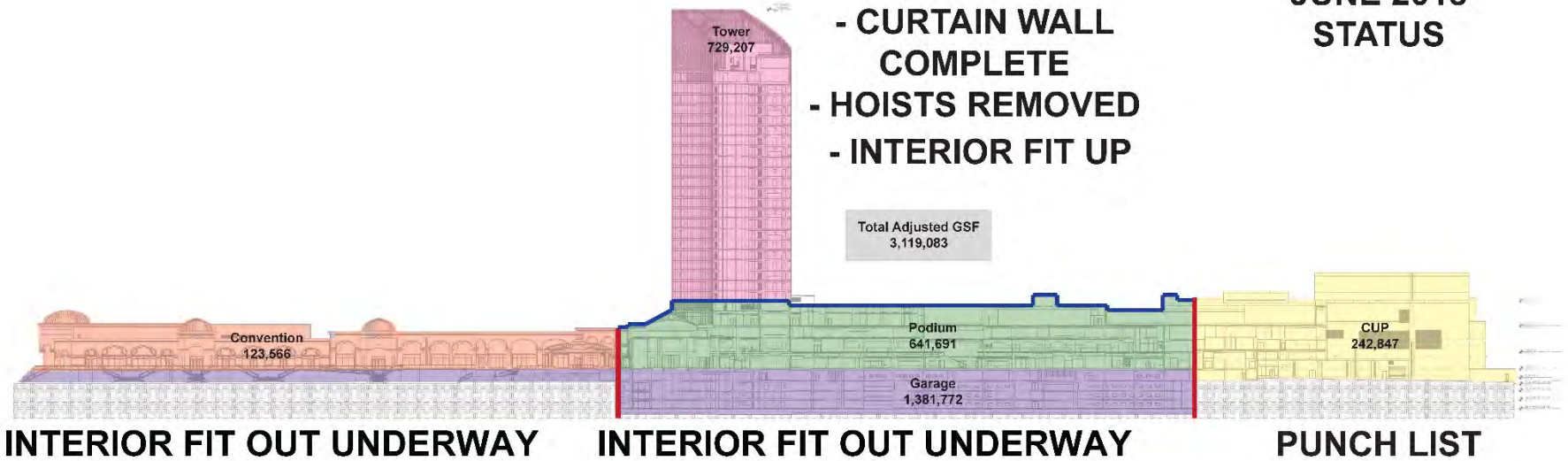


DECEMBER 2017 STATUS



**JUNE 2018
STATUS**

- CURTAIN WALL
COMPLETE
- HOISTS REMOVED
- INTERIOR FIT UP





Workforce Summary Report

WYNN BOSTON HARBOR
Construction Workforce Diversity
Date Range: 9/2015 - 5/31/2017
Date Generated: 05/31/2017

	MAY 2017										
			MINORITY - Goal: 15.3%			FEMALE - Goal: 6.9%			VETERAN - Goal: 3.0%		
LOCAL TRADE UNION	Total Hours	Total # Workers	# Workers	Hours	%	# Workers	Hours	%	# Workers	Hours	%
Asbestos Workers Local 6	0.0	0	0	0.0	0.0%	0	0.0	0.0%	0	0.0	0.0%
Boilermakers Local 29	0.0	0	0	0.0	0.0%	0	0.0	0.0%	0	0.0	0.0%
Bricklayers Local 3 Eastern Mass.	594.0	9	0	0.0	0.0%	0	0.0	0.0%	0	0.0	0.0%
Carpenters Local 107	338.5	2	0	0.0	0.0%	0	0.0	0.0%	0	0.0	0.0%
Carpenters Local 108	623.5	3	3	623.5	100.0%	0	0.0	0.0%	0	0.0	0.0%
Carpenters Local 111	672.0	5	3	475.0	70.7%	0	0.0	0.0%	0	0.0	0.0%
Carpenters Local 1305	452.0	3	1	214.0	47.3%	0	0.0	0.0%	0	0.0	0.0%
Carpenters Local 218	10,106.5	58	15	2,612.0	25.8%	6	1,055.0	10.4%	4	836.5	8.3%
Carpenters Local 26	151.5	2	1	96.0	63.4%	0	0.0	0.0%	0	0.0	0.0%
Carpenters Local 275	487.5	3	0	0.0	0.0%	0	0.0	0.0%	0	0.0	0.0%
Carpenters Local 33	5,275.0	32	8	1,369.0	26.0%	1	206.0	3.9%	3	494.5	9.4%
Carpenters Local 40	679.5	3	0	0.0	0.0%	0	0.0	0.0%	0	0.0	0.0%
Carpenters Local 424	163.0	2	0	0.0	0.0%	0	0.0	0.0%	0	0.0	0.0%
Carpenters Local 475	209.0	2	1	120.0	57.4%	0	0.0	0.0%	0	0.0	0.0%
Carpenters Local 535	28.0	1	0	0.0	0.0%	0	0.0	0.0%	0	0.0	0.0%
Carpenters Local 624	1,254.0	15	4	269.5	21.5%	1	88.0	7.0%	1	219.0	17.5%
Carpenters Local 67	2,092.5	12	5	939.5	44.9%	0	0.0	0.0%	1	170.0	8.1%
Carpenters Local 94	32.0	1	0	0.0	0.0%	0	0.0	0.0%	0	0.0	0.0%
Electricians Local 103 I.B.E.W.	6,225.5	57	12	1,335.5	21.5%	6	541.0	8.7%	3	345.0	5.5%
Electricians Local 104 I.B.E.W (Utilities)	8.0	1	0	0.0	0.0%	0	0.0	0.0%	0	0.0	0.0%
Elevator Constructors Local 4	16.0	2	0	0.0	0.0%	0	0.0	0.0%	0	0.0	0.0%
Floorcoverers Local 2168	0.0	0	0	0.0	0.0%	0	0.0	0.0%	0	0.0	0.0%
Iron Workers Local 7	12,121.5	127	39	3,978.0	32.8%	8	693.0	5.7%	14	1,191.0	9.8%
Laborers Local 133	0.0	0	0	0.0	0.0%	0	0.0	0.0%	0	0.0	0.0%
Laborers Local 138	202.5	3	1	185.5	91.6%	0	0.0	0.0%	0	0.0	0.0%
Laborers Local 14	0.0	0	0	0.0	0.0%	0	0.0	0.0%	0	0.0	0.0%
Laborers Local 1421 (Wreckers)	120.0	3	3	120.0	100.0%	0	0.0	0.0%	0	0.0	0.0%
Laborers Local 146	0.0	0	0	0.0	0.0%	0	0.0	0.0%	0	0.0	0.0%
Laborers Local 151	2,083.5	14	5	936.5	44.9%	1	136.0	6.5%	0	0.0	0.0%
Laborers Local 175	2,341.0	15	8	1,554.0	66.4%	0	0.0	0.0%	1	224.0	9.6%
Laborers Local 22	15,146.5	116	33	4,126.0	27.2%	15	1,774.5	11.7%	2	419.0	2.8%
Laborers Local 223	2,043.0	16	4	509.0	24.9%	0	0.0	0.0%	0	0.0	0.0%
Laborers Local 230	0.0	0	0	0.0	0.0%	0	0.0	0.0%	0	0.0	0.0%
Laborers Local 243	171.0	2	0	0.0	0.0%	0	0.0	0.0%	0	0.0	0.0%
Laborers Local 271	477.0	4	2	338.5	71.0%	0	0.0	0.0%	0	0.0	0.0%
Laborers Local 385	339.5	2	1	223.0	65.7%	0	0.0	0.0%	0	0.0	0.0%
Laborers Local 39	0.0	0	0	0.0	0.0%	0	0.0	0.0%	0	0.0	0.0%
Laborers Local 401	1,220.5	12	1	74.0	6.1%	0	0.0	0.0%	2	467.5	38.3%
Laborers Local 401E	0.0	0	0	0.0	0.0%	0	0.0	0.0%	0	0.0	0.0%
Laborers Local 429	287.0	2	0	0.0	0.0%	0	0.0	0.0%	0	0.0	0.0%
Laborers Local 455	0.0	0	0	0.0	0.0%	0	0.0	0.0%	0	0.0	0.0%
Laborers Local 473	0.0	0	0	0.0	0.0%	0	0.0	0.0%	0	0.0	0.0%
Laborers Local 547	0.0	0	0	0.0	0.0%	0	0.0	0.0%	0	0.0	0.0%
Laborers Local 560	710.5	5	0	0.0	0.0%	0	0.0	0.0%	0	0.0	0.0%
Laborers Local 596	0.0	0	0	0.0	0.0%	0	0.0	0.0%	0	0.0	0.0%
Laborers Local 609	1,621.5	12	3	443.0	27.3%	0	0.0	0.0%	0	0.0	0.0%
Laborers Local 610	599.5	4	0	0.0	0.0%	0	0.0	0.0%	0	0.0	0.0%

PROJECT TO DATE										
		MINORITY - Goal: 15.3%			FEMALE - Goal: 6.9%			VETERAN - Goal: 3.0%		
Total Hours	Total # Workers	# Workers	Hours	%	# Workers	Hours	%	# Workers	Hours	%
0.0	0	0	0.0	0.0%	0	0.0	0.0%	0	0.0	0.0%
64.0	2	0	0.0	0.0%	0	0.0	0.0%	0	0.0	0.0%
1,515.5	18	3	288.0	19.0%	0	0.0	0.0%	0	0.0	0.0%
1,515.5	2	0	0.0	0.0%	0	0.0	0.0%	0	0.0	0.0%
1,100.5	3	3	1,100.5	100.0%	0	0.0	0.0%	0	0.0	0.0%
1,307.5	5	3	1,110.5	84.9%	0	0.0	0.0%	0	0.0	0.0%
1,444.0	7	1	689.0	47.7%	0	0.0	0.0%	0	0.0	0.0%
36,147.0	82	25	10,748.5	29.7%	9	4,105.0	11.4%	6	2,717.5	7.5%
1,028.5	3	1	166.0	16.1%	0	0.0	0.0%	0	0.0	0.0%
2,830.5	4	0	0.0	0.0%	0	0.0	0.0%	0	0.0	0.0%
21,362.5	41	8	4,828.5	22.6%	1	1,070.0	5.0%	3	2,587.5	12.1%
2,340.5	3	0	0.0	0.0%	0	0.0	0.0%	0	0.0	0.0%
440.0	2	0	0.0	0.0%	0	0.0	0.0%	0	0.0	0.0%
1,653.0	2	1	120.0	7.3%	0	0.0	0.0%	0	0.0	0.0%
52.0	2	0	0.0	0.0%	0	0.0	0.0%	0	0.0	0.0%
4,608.0	26	5	1,555.0	33.7%	2	248.0	5.4%	1	267.0	5.8%
7,077.0	12	5	3,127.5	44.2%	0	0.0	0.0%	1	261.0	3.7%
32.0	1	0	0.0	0.0%	0	0.0	0.0%	0	0.0	0.0%
29,683.5	155	31	6,330.0	21.3%	7	1,889.5	6.4%	5	1,191.0	4.0%
1,041.5	18	1	116.0	11.1%	1	112.0	10.8%	0	0.0	0.0%
2,232.3	17	2	597.3	26.8%	1	20.0	0.9%	1	569.5	25.5%
0.0	0	0	0.0	0.0%	0	0.0	0.0%	0	0.0	0.0%
82,384.8	275	80	24,209.0	29.4%	18	4,746.5	5.8%	18	7,453.0	9.0%
1,188.5	3	1	37.0	3.1%	0	0.0	0.0%	0	0.0	0.0%
992.0	7	1	796.0	80.2%	0	0.0	0.0%	0	0.0	0.0%
0.0	0	0	0.0	0.0%	0	0.0	0.0%	0	0.0	0.0%
7,444.5	27	26	7,397.5	99.4%	4	1,412.0	19.0%	1	164.0	2.2%
0.0	0	0	0.0	0.0%	0	0.0	0.0%	0	0.0	0.0%
13,684.0	29	5	5,032.5	36.8%	2	2,308.0	16.9%	0	0.0	0.0%
7,040.0	23	9	4,393.5	62.4%	0	0.0	0.0%	1	628.0	8.9%
116,912.9	285	85	39,171.5	33.5%	34	15,739.5	13.5%	8	3,058.0	2.6%
12,058.0	30	10	4,083.0	33.9%	0	0.0	0.0%	0	0.0	0.0%
0.0	0	0	0.0	0.0%	0	0.0	0.0%	0	0.0	0.0%
2,864.5	5	0	0.0	0.0%	0	0.0	0.0%	0	0.0	0.0%
2,550.0	9	4	1,349.0	52.9%	0	0.0	0.0%	0	0.0	0.0%
2,662.0	11	4	553.0	20.8%	0	0.0	0.0%	0	0.0	0.0%
10.0	1	0	0.0	0.0%	0	0.0	0.0%	0	0.0	0.0%
1,631.5	12	1	74.0	4.5%	0	0.0	0.0%	2	723.5	44.3%
0.0	0	0	0.0	0.0%	0	0.0	0.0%	0	0.0	0.0%
2,205.5	2	0	0.0	0.0%	0	0.0	0.0%	0	0.0	0.0%
0.0	0	0	0.0	0.0%	0	0.0	0.0%	0	0.0	0.0%
162.5	1	0	0.0	0.0%	0	0.0	0.0%	0	0.0	0.0%
0.0	0	0	0.0	0.0%	0	0.0	0.0%	0	0.0	0.0%
3,727.0	12	4	1,995.5	53.5%	0	0.0	0.0%	0	0.0	0.0%
0.0	0	0	0.0	0.0%	0	0.0	0.0%	0	0.0	0.0%
8,082.0	25	6	3,516.5	43.5%	0	0.0	0.0%	2	378.0	4.7%
3,673.5	11	3	91.0	2.5%	0	0.0	0.0%	0	0.0	0.0%

	MAY 2017										
			MINORITY - Goal: 15.3%			FEMALE - Goal: 6.9%			VETERAN - Goal: 3.0%		
LOCAL TRADE UNION	Total Hours	Total # Workers	# Workers	Hours	%	# Workers	Hours	%	# Workers	Hours	%
Laborers Local 611	0.0	0	0	0.0	0.0%	0	0.0	0.0%	0	0.0	0.0%
Laborers Local 665	0.0	0	0	0.0	0.0%	0	0.0	0.0%	0	0.0	0.0%
Laborers Local 675	0.0	0	0	0.0	0.0%	0	0.0	0.0%	0	0.0	0.0%
Laborers Local 721	169.0	2	0	0.0	0.0%	0	0.0	0.0%	0	0.0	0.0%
Laborers Local 876	0.0	0	0	0.0	0.0%	0	0.0	0.0%	0	0.0	0.0%
Laborers Local 88 (Tunnel Workers)	8.0	1	1	8.0	100.0%	0	0.0	0.0%	0	0.0	0.0%
Laborers Local 999	0.0	0	0	0.0	0.0%	0	0.0	0.0%	0	0.0	0.0%
Operating Engineers Local 4	6,119.0	60	12	1,202.0	19.6%	5	634.5	10.4%	6	692.0	11.3%
Painters & Allied Trades D.C. #35	91.0	6	2	16.0	17.6%	0	0.0	0.0%	0	0.0	0.0%
Piledrivers Local 56	1,215.0	16	5	343.0	28.2%	0	0.0	0.0%	1	4.0	0.3%
Pipe Fitters Local 537	727.0	7	1	173.0	23.8%	0	0.0	0.0%	0	0.0	0.0%
Plasterers & Cement Masons Local 534	3,180.0	42	3	295.0	9.3%	0	0.0	0.0%	1	8.5	0.3%
Plasterers Local 534	16.0	1	1	16.0	100.0%	0	0.0	0.0%	0	0.0	0.0%
Plumbers & Gasfitters Local 12	935.0	12	6	506.0	54.1%	1	136.0	14.5%	1	112.0	12.0%
Roofers & Slaters Local 33	0.0	0	0	0.0	0.0%	0	0.0	0.0%	0	0.0	0.0%
Sheet Metal Workers Local 17	418.0	8	2	96.0	23.0%	1	32.0	7.7%	0	0.0	0.0%
Shop and Mill Cabinet Local 51	0.0	0	0	0.0	0.0%	0	0.0	0.0%	0	0.0	0.0%
Sprinkler Fitters Local 550	134.5	4	1	32.0	23.8%	0	0.0	0.0%	0	0.0	0.0%
Teamsters Local 25	0.0	0	0	0.0	0.0%	0	0.0	0.0%	0	0.0	0.0%
Union Number	0.0	0	0	0.0	0.0%	0	0.0	0.0%	0	0.0	0.0%
Woodframe Local 723	0.0	0	0	0.0	0.0%	0	0.0	0.0%	0	0.0	0.0%
Total	81,905.0	709	187	23,228.5	28.4%	45	5,296.0	6.5%	40	5,183.0	6.3%

SUMMARY PERFORMANCE: PROJECT TO DATE

	# Workers	Hours	Goal	Project to Date
Minority	413	159,190.3	15.3%	26.0%
Female	103	42,798.5	6.9%	7.0%
Veteran	86	41,457.5	3.0%	6.8%

PROJECT TO DATE										
		MINORITY - Goal: 15.3%			FEMALE - Goal: 6.9%			VETERAN - Goal: 3.0%		
Total Hours	Total # Workers	# Workers	Hours	%	# Workers	Hours	%	# Workers	Hours	%
0.0	0	0	0.0	0.0%	0	0.0	0.0%	0	0.0	0.0%
0.0	0	0	0.0	0.0%	0	0.0	0.0%	0	0.0	0.0%
0.0	0	0	0.0	0.0%	0	0.0	0.0%	0	0.0	0.0%
0.0	0	0	0.0	0.0%	0	0.0	0.0%	0	0.0	0.0%
2,368.0	5	2	58.0	2.4%	0	0.0	0.0%	0	0.0	0.0%
2,109.0	8	1	1,989.0	94.3%	0	0.0	0.0%	0	0.0	0.0%
16,918.5	38	5	1,864.0	11.0%	1	44.0	0.3%	1	641.5	3.8%
0.0	0	0	0.0	0.0%	0	0.0	0.0%	0	0.0	0.0%
153,915.5	276	42	24,306.5	15.8%	12	8,769.0	5.7%	22	15,467.0	10.0%
344.0	13	3	37.0	10.8%	0	0.0	0.0%	0	0.0	0.0%
33,252.0	91	10	4,257.5	12.8%	8	1,775.0	5.3%	9	4,633.5	13.9%
1,073.0	9	1	173.0	16.1%	0	0.0	0.0%	0	0.0	0.0%
8,597.5	78	7	614.5	7.1%	0	0.0	0.0%	2	118.5	1.4%
155.0	4	1	22.0	14.2%	0	0.0	0.0%	0	0.0	0.0%
4,773.0	27	10	2,249.0	47.1%	2	528.0	11.1%	2	591.0	12.4%
96.0	6	0	0.0	0.0%	0	0.0	0.0%	0	0.0	0.0%
1,048.0	9	2	112.0	10.7%	1	32.0	3.1%	0	0.0	0.0%
0.0	0	0	0.0	0.0%	0	0.0	0.0%	0	0.0	0.0%
282.5	6	1	32.0	11.3%	0	0.0	0.0%	0	0.0	0.0%
16.0	2	0	0.0	0.0%	0	0.0	0.0%	1	8.0	50.0%
0.0	0	0	0.0	0.0%	0	0.0	0.0%	0	0.0	0.0%
8.0	1	0	0.0	0.0%	0	0.0	0.0%	0	0.0	0.0%
611,704.5	1,746	413	159,190.3	26.0%	103	42,798.5	7.0%	86	41,457.5	6.8%

Workforce Summary Report

WYNN BOSTON HARBOR
Construction Workforce Diversity
Date Range: 9/2015 - 5/31/2017
Date Generated: 05/31/2017

	MAY 2017										
			MINORITY - Goal: 15.3%			FEMALE - Goal: 6.9%			VETERAN - Goal: 3.0%		
CONTRACTOR	Total Hours	Total # Workers	# Workers	Hours	%	# Workers	Hours	%	# Workers	Hours	%
AmQuip Crane Rental, LLC	689.5	11	3	186.5	27.0%	1	71.0	10.3%	1	71.0	10.3%
Andella Iron Inc.	0.0	0	0	0.0	0.0%	0	0.0	0.0%	0	0.0	0.0%
Anvil Steel Engineering, Inc.	130.0	3	3	130.0	100.0%	0	0.0	0.0%	1	42.0	32.3%
Back Bay Concrete Corp.	238.0	17	2	37.5	15.8%	0	0.0	0.0%	1	8.5	3.6%
BOSS Steel Inc.	370.0	8	3	133.0	35.9%	1	64.0	17.3%	0	0.0	0.0%
Cashman Dredging & Marine Contracting	0.0	0	0	0.0	0.0%	0	0.0	0.0%	0	0.0	0.0%
Cavalieri Construction Company, Inc.	0.0	0	0	0.0	0.0%	0	0.0	0.0%	0	0.0	0.0%
Century Drywall, Inc.	1,130.0	13	5	425.5	37.7%	1	80.0	7.1%	0	0.0	0.0%
Coastal Marine Construction	0.0	0	0	0.0	0.0%	0	0.0	0.0%	0	0.0	0.0%
Coghlin Electrical Contractors, Inc.	741.5	10	2	232.0	31.3%	1	32.0	4.3%	1	160.0	21.6%
Construction Drilling, Inc.	0.0	0	0	0.0	0.0%	0	0.0	0.0%	0	0.0	0.0%
Costa Brothers Masonry, Inc.	395.5	8	1	8.0	2.0%	0	0.0	0.0%	0	0.0	0.0%
Dagle Electrical Construction Corporation	0.0	0	0	0.0	0.0%	0	0.0	0.0%	0	0.0	0.0%
Daniel Marr and Son Co.	2,414.0	37	6	410.0	17.0%	2	143.0	5.9%	8	507.0	21.0%
DeLucca Fence Company	32.0	2	1	4.0	12.5%	0	0.0	0.0%	0	0.0	0.0%
Dependable Masonry Construction Co.	0.0	0	0	0.0	0.0%	0	0.0	0.0%	0	0.0	0.0%
Don Martin Corporation	0.0	0	0	0.0	0.0%	0	0.0	0.0%	0	0.0	0.0%
D's Welding	0.0	0	0	0.0	0.0%	0	0.0	0.0%	0	0.0	0.0%
E.H. Marchant Co. Inc.	0.0	0	0	0.0	0.0%	0	0.0	0.0%	0	0.0	0.0%
Easton Concrete Cutting & Drilling LLC	0.0	0	0	0.0	0.0%	0	0.0	0.0%	0	0.0	0.0%
Edward G. Sawyer Co., Inc.	3,892.5	26	4	678.0	17.4%	2	297.0	7.6%	1	177.0	4.5%
Fischbach & Moore Electric Group, LLC	0.0	0	0	0.0	0.0%	0	0.0	0.0%	0	0.0	0.0%
Fisher Contracting Corporation	400.0	5	2	160.0	40.0%	2	160.0	40.0%	1	80.0	20.0%
Geologic Earth Exploration, Inc.	0.0	0	0	0.0	0.0%	0	0.0	0.0%	0	0.0	0.0%
Griffin Door dba Overhead Door Specialities	0.0	0	0	0.0	0.0%	0	0.0	0.0%	0	0.0	0.0%
Hayward Baker Inc.	760.0	15	8	386.0	50.8%	0	0.0	0.0%	0	0.0	0.0%
Hub Foundation Co., Inc.	0.0	0	0	0.0	0.0%	0	0.0	0.0%	0	0.0	0.0%
J Rams Inc	0.0	0	0	0.0	0.0%	0	0.0	0.0%	0	0.0	0.0%
J. Derenzo Co.	4,491.0	36	8	1,135.5	25.3%	6	847.0	18.9%	4	541.0	12.0%
J.C. Cannistraro	759.0	9	6	506.0	66.7%	1	136.0	17.9%	1	112.0	14.8%
J.C. Higgins Corp	903.0	10	1	173.0	19.2%	0	0.0	0.0%	0	0.0	0.0%
J.F. White Contracting Company, Inc	2,615.5	21	3	346.0	13.2%	2	355.5	13.6%	0	0.0	0.0%
John W. Egan Co., Inc.	0.0	0	0	0.0	0.0%	0	0.0	0.0%	0	0.0	0.0%
JR Vinagro Corp.	0.0	0	0	0.0	0.0%	0	0.0	0.0%	0	0.0	0.0%
K&H Electrical Systems, Inc.	872.5	11	4	185.5	21.3%	1	73.0	8.4%	0	0.0	0.0%
K&M Fire Protection Services, Inc.	134.5	4	1	32.0	23.8%	0	0.0	0.0%	0	0.0	0.0%
LCN, Inc.	123.0	1	0	0.0	0.0%	1	123.0	100.0%	0	0.0	0.0%
Leading Way Construction Co., Inc.	0.0	0	0	0.0	0.0%	0	0.0	0.0%	0	0.0	0.0%
Liberty Construction Services	6,341.0	85	20	1,453.5	22.9%	8	582.0	9.2%	1	108.0	1.7%
Liberty Equipment and Supply	363.0	3	1	196.0	54.0%	0	0.0	0.0%	0	0.0	0.0%
Lockwood Remediation	0.0	0	0	0.0	0.0%	0	0.0	0.0%	0	0.0	0.0%
Lund Rebar Services, Inc.	7,618.0	66	23	2,806.0	36.8%	4	318.0	4.2%	4	481.0	6.3%
M.L. McDonald Sales Company, LLC	1,692.5	20	3	90.0	5.3%	0	0.0	0.0%	2	467.5	27.6%
Mass Bay Electrical Corp.	32.0	3	0	0.0	0.0%	0	0.0	0.0%	0	0.0	0.0%
McCusker-Gill, Inc.	418.0	8	2	96.0	23.0%	1	32.0	7.7%	0	0.0	0.0%
McGregor Industries, Inc.	680.0	5	0	0.0	0.0%	1	168.0	24.7%	0	0.0	0.0%
McPhee Electric Ltd.	314.0	5	1	104.0	33.1%	1	16.0	5.1%	1	8.0	2.5%
Melo's Rodbusters, Inc.	763.0	6	4	499.0	65.4%	0	0.0	0.0%	1	161.0	21.1%
Midnight Iron Construction Management Inc.	0.0	0	0	0.0	0.0%	0	0.0	0.0%	0	0.0	0.0%

PROJECT TO DATE										
		MINORITY - Goal: 15.3%			FEMALE - Goal: 6.9%			VETERAN - Goal: 3.0%		
Total Hours	Total # Workers	# Workers	Hours	%	# Workers	Hours	%	# Workers	Hours	%
13,921.0	36	5	2,616.5	18.8%	1	517.0	3.7%	2	1,349.0	9.7%
565.0	4	3	511.0	90.4%	0	0.0	0.0%	0	0.0	0.0%
1,578.5	11	6	970.0	61.5%	0	0.0	0.0%	1	528.5	33.5%
1,909.5	34	2	300.5	15.7%	1	25.5	1.3%	2	82.5	4.3%
22,036.8	71	21	5,290.5	24.0%	3	1,406.0	6.4%	3	1,399.5	6.4%
200.0	2	0	0.0	0.0%	0	0.0	0.0%	0	0.0	0.0%
2,102.5	21	5	1,326.0	63.1%	0	0.0	0.0%	1	462.5	22.0%
1,691.0	15	6	540.5	32.0%	1	80.0	4.7%	0	0.0	0.0%
2,223.5	15	0	0.0	0.0%	1	84.0	3.8%	1	116.5	5.2%
1,165.5	10	2	448.0	38.4%	1	32.0	2.7%	1	368.0	31.6%
499.5	4	1	8.0	1.6%	0	0.0	0.0%	0	0.0	0.0%
395.5	8	1	8.0	2.0%	0	0.0	0.0%	0	0.0	0.0%
3,401.0	26	3	462.0	13.6%	0	0.0	0.0%	0	0.0	0.0%
13,734.5	55	7	2,240.0	16.3%	3	755.5	5.5%	9	2,613.0	19.0%
841.5	32	6	135.0	16.0%	1	16.0	1.9%	1	24.0	2.9%
836.5	6	2	203.0	24.3%	0	0.0	0.0%	0	0.0	0.0%
476.5	18	7	191.0	40.1%	0	0.0	0.0%	1	12.0	2.5%
438.0	9	2	181.0	41.3%	0	0.0	0.0%	0	0.0	0.0%
41.0	2	0	0.0	0.0%	0	0.0	0.0%	0	0.0	0.0%
578.0	13	1	27.0	4.7%	0	0.0	0.0%	0	0.0	0.0%
9,979.5	40	8	2,026.5	20.3%	3	948.5	9.5%	2	543.5	5.4%
996.0	7	1	8.0	0.8%	0	0.0	0.0%	0	0.0	0.0%
885.0	6	2	266.0	30.1%	2	288.0	32.5%	1	252.0	28.5%
72.5	2	0	0.0	0.0%	0	0.0	0.0%	0	0.0	0.0%
112.0	2	0	0.0	0.0%	0	0.0	0.0%	0	0.0	0.0%
8,891.0	47	11	1,698.0	19.1%	2	250.0	2.8%	1	365.5	4.1%
17,917.5	44	6	2,839.5	15.8%	2	1,164.0	6.5%	6	4,205.0	23.5%
17.0	2	0	0.0	0.0%	0	0.0	0.0%	1	8.0	47.1%
100,037.4	91	15	21,885.5	21.9%	10	8,725.5	8.7%	8	7,567.5	7.6%
2,150.0	13	7	1,276.0	59.3%	2	528.0	24.6%	1	306.0	14.2%
3,655.0	21	4	1,146.0	31.4%	0	0.0	0.0%	1	285.0	7.8%
18,242.0	34	4	2,543.5	13.9%	2	2,942.5	16.1%	3	1,055.0	5.8%
40.0	1	0	0.0	0.0%	0	0.0	0.0%	0	0.0	0.0%
884.0	11	4	780.0	88.2%	0	0.0	0.0%	0	0.0	0.0%
9,113.0	29	8	2,580.5	28.3%	1	425.5	4.7%	1	120.5	1.3%
282.5	6	1	32.0	11.3%	0	0.0	0.0%	0	0.0	0.0%
333.5	3	2	34.0	10.2%	1	299.5	89.8%	0	0.0	0.0%
96.0	6	0	0.0	0.0%	0	0.0	0.0%	0	0.0	0.0%
79,841.0	178	46	21,412.5	26.8%	17	7,425.5	9.3%	4	2,491.0	3.1%
6,926.0	13	2	1,986.0	28.7%	2	655.0	9.5%	1	1,217.0	17.6%
32.0	1	0	0.0	0.0%	0	0.0	0.0%	0	0.0	0.0%
34,523.5	84	31	12,466.0	36.1%	8	1,756.0	5.1%	4	2,413.0	7.0%
2,252.5	20	3	90.0	4.0%	0	0.0	0.0%	2	723.5	32.1%
2,225.0	36	2	30.0	1.3%	1	112.0	5.0%	0	0.0	0.0%
1,048.0	9	2	112.0	10.7%	1	32.0	3.1%	0	0.0	0.0%
896.0	5	0	0.0	0.0%	1	216.0	24.1%	0	0.0	0.0%
2,593.0	10	2	589.0	22.7%	1	184.0	7.1%	1	159.0	6.1%
2,022.5	6	4	1,135.0	56.1%	0	0.0	0.0%	1	499.0	24.7%
32.0	1	0	0.0	0.0%	0	0.0	0.0%	0	0.0	0.0%

	MAY 2017										
			MINORITY - Goal: 15.3%			FEMALE - Goal: 6.9%			VETERAN - Goal: 3.0%		
CONTRACTOR	Total Hours	Total # Workers	# Workers	Hours	%	# Workers	Hours	%	# Workers	Hours	%
MON Landscaping Inc.	0.0	0	0	0.0	0.0%	0	0.0	0.0%	0	0.0	0.0%
Moretrench	12.0	2	1	8.0	66.7%	0	0.0	0.0%	1	4.0	33.3%
MTK Construction Services, Inc.	0.0	0	0	0.0	0.0%	0	0.0	0.0%	0	0.0	0.0%
NER Construction Mgmnt	512.5	7	0	0.0	0.0%	0	0.0	0.0%	0	0.0	0.0%
NewRoads Environmental	120.0	3	3	120.0	100.0%	0	0.0	0.0%	0	0.0	0.0%
NorthStar Contracting Group, Inc	0.0	0	0	0.0	0.0%	0	0.0	0.0%	0	0.0	0.0%
Otis Elevator Company	16.0	2	0	0.0	0.0%	0	0.0	0.0%	0	0.0	0.0%
P.J. Spillane Company, Inc.	0.0	0	0	0.0	0.0%	0	0.0	0.0%	0	0.0	0.0%
R.J. Cobb LTD	0.0	0	0	0.0	0.0%	0	0.0	0.0%	0	0.0	0.0%
Rapid Flow Inc.	72.0	1	0	0.0	0.0%	0	0.0	0.0%	0	0.0	0.0%
Regis Steel Corporation	0.0	0	0	0.0	0.0%	0	0.0	0.0%	0	0.0	0.0%
Richard W. Reid Electric Company Inc.	0.0	0	0	0.0	0.0%	0	0.0	0.0%	0	0.0	0.0%
S&A Cranes LLC	0.0	0	0	0.0	0.0%	0	0.0	0.0%	0	0.0	0.0%
S&F Concrete Contractors, Inc.	40,988.0	232	63	12,446.5	30.4%	9	1,798.5	4.4%	11	2,255.0	5.5%
Silverback Construction Inc.	0.0	0	0	0.0	0.0%	0	0.0	0.0%	0	0.0	0.0%
Sunrise Erectors, Inc.	450.5	9	1	48.0	10.7%	0	0.0	0.0%	0	0.0	0.0%
T&T Electrical Contractors, Inc.	258.0	2	1	136.0	52.7%	0	0.0	0.0%	0	0.0	0.0%
The Railroad Associates Corporation	0.0	0	0	0.0	0.0%	0	0.0	0.0%	0	0.0	0.0%
The Welch Corporation	0.0	0	0	0.0	0.0%	0	0.0	0.0%	0	0.0	0.0%
TREVIICOS CORPORATION	0.0	0	0	0.0	0.0%	0	0.0	0.0%	0	0.0	0.0%
UTEC Constructors LLC	0.0	0	0	0.0	0.0%	0	0.0	0.0%	0	0.0	0.0%
Vynorius Piledriving Inc.	163.0	3	1	57.0	35.0%	0	0.0	0.0%	0	0.0	0.0%
WES Construction Corp	0.0	0	0	0.0	0.0%	0	0.0	0.0%	0	0.0	0.0%
Wood & Wire Fence Co. Inc	0.0	0	0	0.0	0.0%	0	0.0	0.0%	0	0.0	0.0%
TOTAL	81,905.0	709	187	23,228.5	28.4%	45	5,296.0	6.5%	40	5,183.0	6.3%

SUMMARY PERFORMANCE: PROJECT TO DATE

	# Workers	Hours	Goal	Project to Date
Minority	413	159,190.3	15.3%	26.0%
Female	103	42,798.5	6.9%	7.0%
Veteran	86	41,457.5	3.0%	6.8%

PROJECT TO DATE										
		MINORITY - Goal: 15.3%			FEMALE - Goal: 6.9%			VETERAN - Goal: 3.0%		
Total Hours	Total # Workers	# Workers	Hours	%	# Workers	Hours	%	# Workers	Hours	%
96.0	7	0	0.0	0.0%	0	0.0	0.0%	0	0.0	0.0%
18,672.5	37	11	5,834.0	31.2%	3	302.0	1.6%	2	1,169.5	6.3%
287.0	10	8	254.0	88.5%	0	0.0	0.0%	0	0.0	0.0%
512.5	7	0	0.0	0.0%	0	0.0	0.0%	0	0.0	0.0%
7,609.5	30	29	7,562.5	99.4%	4	1,412.0	18.6%	1	164.0	2.2%
37.0	2	1	12.0	32.4%	0	0.0	0.0%	0	0.0	0.0%
167.5	10	1	20.0	11.9%	1	20.0	11.9%	0	0.0	0.0%
629.0	10	3	154.0	24.5%	0	0.0	0.0%	0	0.0	0.0%
48.0	2	0	0.0	0.0%	0	0.0	0.0%	0	0.0	0.0%
1,237.0	1	0	0.0	0.0%	0	0.0	0.0%	0	0.0	0.0%
6,283.5	24	6	1,415.5	22.5%	3	613.0	9.8%	0	0.0	0.0%
34.0	3	2	16.0	47.1%	0	0.0	0.0%	0	0.0	0.0%
34.0	4	0	0.0	0.0%	0	0.0	0.0%	1	8.0	23.5%
111,712.5	283	74	34,489.0	30.9%	10	5,380.5	4.8%	13	5,698.5	5.1%
416.0	18	1	27.0	6.5%	0	0.0	0.0%	0	0.0	0.0%
519.5	10	1	53.0	10.2%	0	0.0	0.0%	0	0.0	0.0%
258.0	2	1	136.0	52.7%	0	0.0	0.0%	0	0.0	0.0%
68.5	3	0	0.0	0.0%	0	0.0	0.0%	0	0.0	0.0%
11,582.5	21	2	1,308.0	11.3%	3	1,057.0	9.1%	2	1,225.0	10.6%
58,881.0	85	22	15,285.5	26.0%	7	4,090.5	6.9%	3	2,630.0	4.5%
688.0	9	1	116.0	16.9%	0	0.0	0.0%	0	0.0	0.0%
13,058.3	31	3	1,753.3	13.4%	3	657.5	5.0%	4	1,396.5	10.7%
4,134.0	15	1	356.5	8.6%	1	398.0	9.6%	0	0.0	0.0%
8.0	2	1	4.0	50.0%	0	0.0	0.0%	0	0.0	0.0%
611,704.5	1,746	413	159,190.3	26.0%	103	42,798.5	7.0%	86	41,457.5	6.8%

Access and Opportunity Committee

June 13, 2017



Agenda

1. Outreach Update
2. Construction Workforce
3. Design Commitments
4. Construction Commitments



Outreach Update



OUTREACH UPDATE

1. Outreach to MBE, WBE & VBE Companies
2. Community Partners Network
3. Union Partnership & Outreach
4. Other Diversity Outreach Work
5. Upcoming Events

OUTREACH TO MBE, WBE & VBE COMPANIES

Construction:

Ref	Company	Location	Diversity Status
1	Camelot Construction ⁽¹⁾	Hartford, CT	MBE
2	C & C Contractors, LLC.	Springfield, MA	MBE
3	Central Ceilings, Inc.	South Easton, MA	VBE
4	S-Cel-O LLC	Springfield, MA	MBE
5	Tavares	Providence, RI	MBE

Note:

(1) Pending Mass. SDO MBE Status.

Supplier:

6	JMK Building Supply	Colchester, CT	WBE
---	---------------------	----------------	-----

COMMUNITY PARTNERS NETWORK UPDATES

Outreach Update

Community Partners Network Update:

- 26 current partners representing community and social service agencies throughout Western Massachusetts
- 1 new community based organization joined in the month of May 2017
 - People of Color Coalition, Springfield, MA
- 4 Steering Committee meetings held in May



COMMUNITY PARTNERS NETWORK UPDATES

Sub-Committee Updates

Membership:

- Continuing membership drive for new community based organizations to join the CPN; will be hosting a Meet the CPN Information Night in June
- Finalizing the CPN Membership Orientation Package



COMMUNITY PARTNERS NETWORK UPDATES

Action Teams Updates

Advocacy Team:

- Advocacy Team representatives and Steering Committee members met with the Pioneer Valley Building Trades Union Business Managers to discuss current partnership around union construction diversity and how to strengthen the partnership
- Continued meetings with local owners/developers of major construction projects to encourage diversity contracting and workforce requirements and programming
- Finalized Baystate Medical Center Construction Diversity Request and scheduled meeting with Baystate Construction and Hospital Administrators for June to begin review of the document and discussion around Baystate adopting diversity requirements and best practices



COMMUNITY PARTNERS NETWORK UPDATES

Action Teams Updates

Work Readiness/Union Referral Team:

- 3 sub-teams of the committee:

1. Already in the union:

- Working with MGM to place diverse union members on the MGM Springfield project
- Working with unions to identify other work sites that they might be able to find work
- Sharing information on these union members with other general contractors and developers looking for diverse union members



COMMUNITY PARTNERS NETWORK UPDATES

2. Union Eligible:

- Working with new diverse union applicants who have been assessed as eligible
- Working with new diverse union applicants who have been assessed and determined to have high likelihood of success at being accepted into the union and in completing union apprenticeship programs
- Providing new union applicants with access to referral sources to help with any issues impeding successful placement in apprenticeship program or work site

3. Non-Eligible:

- Working with Applicants/Referrals who were assessed and determined not eligible/ready to apply to a union apprenticeship program
- Team works with these individuals on case management and referral to community and social service organizations to help them get union and/or work ready
- Coordinates the CPN Training/Workshops Calendar

OTHER DIVERSITY WORK & OUTREACH/ EVENTS

May 10, 2017: Diversity Task Force (Team of 4 Union Members and 4 CPN Members)

- MGM Springfield Construction Team shared information on current and upcoming construction work
- MGM Springfield Labor Pool of diverse union workers shared and reviewed
- Open discussion on the future of the Diversity Task Force
- Discussion on how to get other union business managers involved in the Task Force and CPN Diversity initiatives
- Discussion on agenda and plan for attending the Pioneer Valley Building Trades Monthly Business Managers Meeting to share reasons why diversity partnership is important and identify benefits to the unions in partnering with the community

OTHER DIVERSITY WORK & OUTREACH/ EVENTS

May 25, 2017: CPN & Pioneer Valley Trades Union Meeting

- CPN Steering Committee new introductions
- CPN Presentation on why diversity partnership is important and how the CPN and unions can work more closely together and support each other



OTHER DIVERSITY WORK & OUTREACH/ EVENTS

- Reinforcement of the CPN & Union Partnership Pledge:
 - In collaboration with the Community Partners Network of Western Mass the {Union Name} is committed to the diversification of the construction workforce in Western Mass. We are committed to ensuring that women, members of minority groups, and veterans are allowed the opportunity to access careers within local trade unions. We will work with the Community Partners Network to accept for apprenticeship training individuals who are properly prepared and qualified to do so.
- **Mtg. Outcomes:**
 - Gained renewed commitment by union business managers to be actively involved in the Diversity Task Force and diversity partnership with CPN
 - Union members discussed need for the CPN to support them in their efforts to ensure new projects are union jobs with diversity requirements written into Project Labor Agreements

OTHER DIVERSITY WORK & OUTREACH/ EVENTS

May 31, 2017: Union & CPN Information Night

- 13 new individuals interested in learning more about joining a union attended
- 2 Unions attended and presented information on why unions are important, how to join a union, and benefits of a union job
- Participants completed CPN Intake Form
- Participants were provided information on key dates for unions who will be/are accepting applications in their apprenticeship programs: Carpenters, Plumbers, Sheet Metal Workers, Laborers, and Ironworkers



UNION PARTNERSHIP & OUTREACH

Continued meetings and discussions with local trade unions to include:

- CPN Steering Committee members met with two (2) union business managers this month:
 - Assistance with targeted diversity recruitment based on the needs of the individual trade union
 - Assistance with upcoming new Union Apprentice Enrollment events
 - Partnerships on upcoming outreach events
 - Addressing challenges of newly accepted union members and working with a community sponsor to assist in retaining new members



UNION PARTNERSHIP & OUTREACH

Continued referrals and tracking of new diverse union applicants in their union application process.

- **Four (4) newly identified union members** looking for work identified through outreach and added to the MGM Springfield Available Labor Pool list and shared with Tishman Construction and MGM Springfield Sub-Contractors looking for union workers.



OTHER DIVERSITY WORK & OUTREACH/ EVENTS

May 5-8, 2017: Building Pathways Program Site Tour



May 23 & 25, 2017: Chicopee Comprehensive High School Student Site Tour



OTHER DIVERSITY WORK & OUTREACH/ EVENTS

Ongoing Diversity Work:

- Workforce and subcontracting compliance reviews with Tishman Construction
- Diversity Kick-Off and Review/Assistance Meetings with new and current subcontractors on the job site
- MGM Springfield Union Worker Office Hours: Tuesdays & Fridays from 9:30-11:30 a.m.
- MGM Springfield Open Call for meetings with diverse businesses

OPEN CALL!
Minority, Women, and Veteran Owned Businesses

MGM Resorts International is committed to providing access to opportunities for certified minority, women, and veteran owned businesses in the construction of MGM Springfield.

If you are a MBE, WBE or VBE contractor interested in working with MGM Springfield our construction team wants to meet with you.

In addition to learning about your company, we will provide you with information on:

- Pre-Qualification Process and Requirements
- Construction plans and timeline
- Certifying your business as a MBE, WBE or VBE w/approved MGC approved certifying agencies

1-on-1 meetings with our team will be scheduled on an ongoing basis **by appointment only**.

To schedule an appointment, please contact:
Chelan Brown
Diversity Specialist
cbrown@mgspringfield.com
413-273-5525

MGM Springfield, Building Excitement

**BUILDING A
STRONG FOUNDATION**

**ARE YOU A UNION TRADESPERSON
INTERESTED IN WORKING ON THE
MGM SPRINGFIELD PROJECT?**

Effective January 31, MGM Springfield will host office hours every Tuesday and Friday from 9:30 AM until 11:00 AM for union tradespeople interested in work on the Springfield project. These 20 minute 1-on-1 informational meetings are by appointment only. MGM Springfield construction staff will explain the process for working on the job site and will take the opportunity to learn about your trade history and experience. Minority, women, veteran, and local western Massachusetts' union tradespeople are strongly encouraged to attend.

When: Tuesdays and Fridays
20-minute slots available from 9:30 a.m. to 11:20 a.m.
BY APPOINTMENT ONLY
To schedule an appointment, email cbrown@mgspringfield.com

Where: MGM Springfield Construction Office
101 State Street, Suite 701
Springfield, MA 01144


Building Excitement



DIVERSITY SUCCESS STORIES

MGM Springfield Union Construction Worker June 2017 Highlight:

Father Daughter Team; Father's Day Month



Note:

(1) Pictured left to right: Gary Merkel (Laborer Operator) & daughter Briana Merkel (Laborer), TJ Mertzic (General Carpenter Foreman) & daughter Kailee Gigras (Laborer).

Construction Workforce



WORKFORCE DIVERSITY STATISTICS - UNION

AS OF MAY 31, 2017

Group	Project Goals	Project To Date %
Women	6.90%	8.72%
Minority	15.30%	27.48%
Veteran	8.00%	9.21%

Notes:

(1) Statistics include all workforce reports that were received by MGM as of May 31, 2017.

WORKFORCE DIVERSITY STATISTICS - TOTAL

AS OF MAY 31, 2017

Group	Project Goals	Project To Date %
Women	6.90%	10.04%
Minority	15.30%	23.80%
Veteran	8.00%	10.18%

Notes:

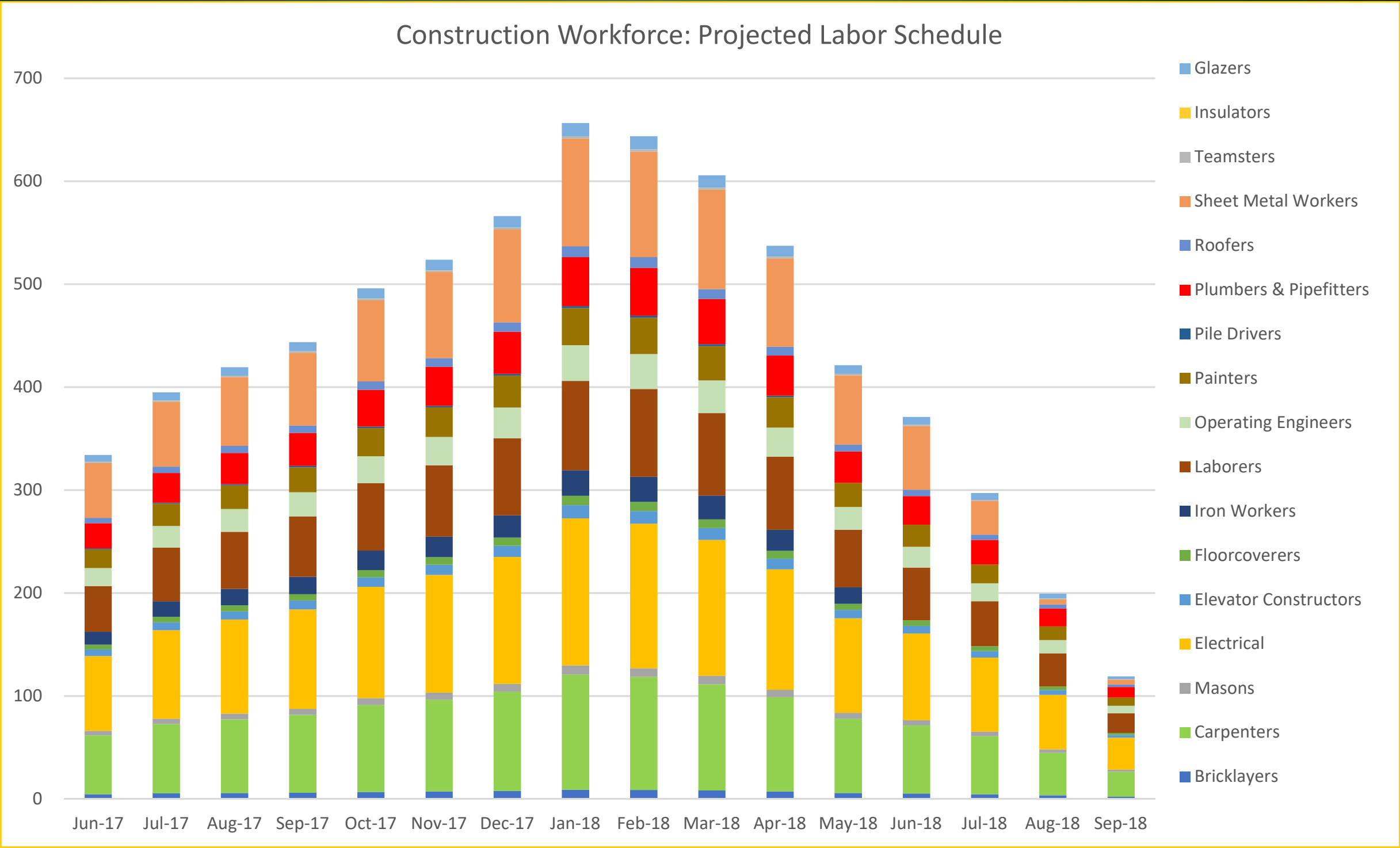
- (1) Statistics include all workforce reports that were received by MGM as of May 31, 2017.
- (2) The Diversity plan approved by the MGC allows reporting to include hours allocated to multiple diversity categories. 6.55% of total workforce hours are included in two of the diversity categories and 0.33% of total workforce hours are included in three diversity categories.
- (3) While this is not a reporting requirement of the approved diversity plan, the total hours worked through 1st Quarter 2017 is as follows:
 - Approximately 38% are from Springfield/ Surrounding Communities
 - Approximately 59% are from Western Massachusetts
 - Approximately 82% are from Massachusetts

WORKFORCE 3 MONTH LOOK AHEAD

1. **Work in Progress** - Water/Sewer/Gas/Electric Infrastructure
2. **Work in Progress** - Generator Switch Gear Area
3. **Work in Progress** - Interior Fitout of 95 State
4. **Work in Progress** - Scaffolding
5. **Work in Progress** - Spray Fireproofing
6. **Work in Progress** - CEF Masonry
7. **Work in Progress** - Garage Interior MEP, Sprinklers, Storm
8. **Work in Progress** - MEP Distribution for Podium
9. **Work in Progress** - Interior Masonry
10. **Work in Progress** - Garage Elevators
11. **Work in Progress** - Podium roofing
12. **Work in Progress** - Building Enclosure
13. **Work in Progress** - Exterior Framing
14. **Work in Progress** - Major Equipment for Central Plant
15. **Work in Progress** - Interior Framing
16. June 2017 - Hotel MEP
17. July 2017 - Electrical/ Low Voltage

CONSTRUCTION WORKFORCE

PROJECTED LABOR SCHEDULE



Design & Construction Commitments



DESIGN & CONSTRUCTION COMMITMENTS

AS OF MAY 31, 2017

Group	Project Goals	Commitments	Variance	Company Count	Value
WBE	10.0%	20.1%	10.1%	63	\$80.60M
MBE	5.0%	6.8%	1.8%	38	\$27.12M
VBE	2.0%	7.4%	5.4%	23	\$29.60M

Notes:

(1) Total Commitments through May 31, 2017 are \$400.1M.

(2) Includes companies that are certified with the following agencies:

- MBE - Massachusetts Supplier Diversity Office or Greater New England Minority Supplier Development Council.
- WBE - Massachusetts Supplier Diversity Office or Women's Business Enterprise National Council.
- VBE - United States Department of Veteran Affairs or Massachusetts Gaming Commission.

WBE = Woman-owned Business Enterprise; MBE = Minority-owned Business Enterprise; VBE = Veteran-owned Business Enterprise.

Design & Consulting Commitments



DESIGN & CONSULTING COMMITMENTS

AS OF MAY 31, 2017

Group	Project Goals	Commitments	Company Count	Value
WBE	10.0%	15.8%	17	\$6.62M
MBE	5.0%	12.9%	16	\$5.40M
VBE	2.0%	7.1%	3	\$2.99M

Notes:

(1) Total Commitments through May 31, 2017 are \$41.91M.

(2) Includes companies that are certified with the following agencies:

- MBE - Massachusetts Supplier Diversity Office or Greater New England Minority Supplier Development Council.
- WBE - Massachusetts Supplier Diversity Office or Women's Business Enterprise National Council.
- VBE - United States Department of Veteran Affairs or Massachusetts Gaming Commission.

WBE = Woman-owned Business Enterprise; MBE = Minority-owned Business Enterprise; VBE = Veteran-owned Business Enterprise.

DESIGN & CONSULTING COMMITMENTS

AS OF MAY 31, 2017

Ref	Company	Scope	Location	Diversity Status
1	AAC Investments, LLC	Interior Design	Los Angeles, CA	WBE
2	AFO Project Consulting, LLC	Construction Consulting	Las Vegas, NV	VBE
3	Akal Engineering, Inc.	MEP Consulting Engineering Services	Boylston, MA	MBE
4	Andelman & Lelek Engineering, Inc.	Energy Modeling	Norwood, MA	WBE
5	Blackford, LLC	Construction Management	Las Vegas, NV	VBE
6	Black Hawk Group	Consulting Engineer Services	Philadelphia, PA	MBE
7	C&C Consulting Engineers, LLC	Structural Peer Review	Allston, MA	MBE
8	Calvin Consulting Services, LLC	Construction Consulting	Las Vegas, NV	WBE
9	Communications for Design LLC	Design and Project Management Support Services	Northfield, MN	WBE
10	Convergent Technologies	Acoustics/ Audio Visual/ IT/ Low Voltage	Lockport, NY	WBE
11	Copley Wolff Design Group, Inc.	Full Landscape Architectural Services	Boston, MA	WBE
12	Desert Construction Consulting, Ltd	Estimating and Contractor Bidding Services	Henderson, NV	MBE
13	Desman, Inc.	Parking Garage Bridging Documents (LOA)	Boston, MA	MBE
14	Dietz & Company Architects, Inc.	Full Service Architecture and Interior Design	Springfield, MA	WBE
15	Engineers Design Group, Inc.	Structural Engineering Consulting Services	Malden, MA	MBE
16	Erin Chrusciel Photography, LLC	Photography	East Longmeadow, MA	WBE
17	Fernandez & Associates	Fire Protection Design and Code Consulting Services	Byfield, MA	MBE
18	Hamilton Anderson Associates, Inc.	Architectural Services	Detroit, MI	MBE

Notes:

(1) Includes companies that are certified with the following agencies:

- MBE - Massachusetts Supplier Diversity Office or Greater New England Minority Supplier Development Council.
- WBE - Massachusetts Supplier Diversity Office or Women's Business Enterprise National Council.
- VBE - United States Department of Veteran Affairs or Massachusetts Gaming Commission.

(2) Green highlighted companies have been paid as of April 30, 2017.

WBE = Woman-owned Business Enterprise; MBE = Minority-owned Business Enterprise; VBE = Veteran-owned Business Enterprise.

DESIGN & CONSULTING COMMITMENTS

AS OF MAY 31, 2017

Ref	Company	Scope	Location	Diversity Status
19	Independent Design, LLC	Building Design/ Historic Restoration	Quincy, MA	WBE
20	JoAnn Jones	Administrative Services	Henderson, NV	WBE
21	Marshall Moya Design, LLC	Architectural Services	Washington, DC	MBE
22	Maryann Thompson Architects	Architectural Design Services	Henderson, NV	WBE
23	MCLA, Inc.	Lighting	Washington, DC	WBE
24	Nitsch Engineering, Inc.	Engineering Services	Boston, MA	WBE
25	Pristine Engineers, Inc.	MEP Peer Review Services	Raynham, MA	MBE
26	Renderready, LLC	Rendering and Graphic Design	Albuquerque, NM	MBE
27	RSE Associates, Inc.	Engineering Design	Watertown, MA	MBE
28	Soden Sustainability Consulting, LLC	LEED	Winchester, MA	WBE
29	Spec's Design Group, LLC	Interior Design	Springfield, MA	WBE
30	Stevens & Associates	Façade Stabilization Design	Brattleboro, VT	VBE
31	Timothy Haahs & Associates, Inc.	Architect and Engineer of Record/ Parking Consultant	Blue Bell, PA	MBE
32	Two Twelve	Graphic Designer	New York, NY	WBE
33	US Inspection & Consulting, LLC	Construction Inspections	Lake Havasu City, AZ	MBE
34	VAV International, Inc.	Mechanical Consulting	Woburn, MA	MBE
35	WA Architects, Inc.	Architectural Services	Cleveland, OH	MBE
36	YA Construction Services, LLC	MEP Peer Review	St. Louis, MO	WBE

Notes:

(1) Includes companies that are certified with the following agencies:

- MBE - Massachusetts Supplier Diversity Office or Greater New England Minority Supplier Development Council.
- WBE - Massachusetts Supplier Diversity Office or Women's Business Enterprise National Council.
- VBE - United States Department of Veteran Affairs or Massachusetts Gaming Commission.

(2) Green highlighted companies have been paid as of March 31, 2017.

WBE = Woman-owned Business Enterprise; MBE = Minority-owned Business Enterprise; VBE = Veteran-owned Business Enterprise.

Construction Commitments



CONSTRUCTION COMMITMENTS

AS OF MAY 31, 2017

Group	Project Goals	Commitments	Company Count	Value
WBE	10.0%	20.7%	46	\$73.98M
MBE	5.0%	6.1%	22	\$21.72M
VBE	2.0%	7.4%	20	\$26.61M

Notes:

(1) Total Commitments through May 31, 2017 are \$358.2M.

(2) Includes companies that are certified with the following agencies:

- MBE - Massachusetts Supplier Diversity Office or Greater New England Minority Supplier Development Council.
- WBE - Massachusetts Supplier Diversity Office or Women's Business Enterprise National Council.
- VBE - United States Department of Veteran Affairs or Massachusetts Gaming Commission.

WBE = Woman-owned Business Enterprise; MBE = Minority-owned Business Enterprise; VBE = Veteran-owned Business Enterprise.

DIVERSE CONSTRUCTION COMPANIES

AS OF MAY 31, 2017

Ref	Company	Scope	Location	Diversity Status
1	Aces Enterprises, LLC	Steel Plate Supplier	Dunlap, IL	VBE
2	AeroSage, LLC	Materials Fabricator	Tampa, FL	VBE
3	Alares, LLC	Commissioning and Construction Services	Quincy, MA	VBE
4	All American Signs	Signage	Plymouth, MA	VBE
5	Alonzee Consulting	Construction Consulting	Las Vegas, NV	WBE
6	American Environmental, Inc.	Abatement	Holyoke, MA	MBE
7	American Stair Corporation	Stair Supplier	Romeoville, IL	VBE
8	Architectural Products, Inc.	Glass and Glazing	Burlington, CT	WBE
9	Argent Associates, Inc.	Material Vendor	Burlington, CT	WBE
10	Arrow Security Corporation	Security Guard Services	Springfield, MA	VBE
11	Ayala Excavating and Trucking, LLC	Trucking	Springfield, MA	MBE
12	Baron Industries, Inc	Coiling Doors	Woburn, MA	VBE
13	Beacon Light & Supply, Co.	Electrical Supplier	Burlington, CT	WBE
14	BECO Electrical Contractors, Inc.	Electrical	Monson, MA	VBE
15	Berkshire Concrete Cutting, LLC	Saw Cutting	Torrington, CT	WBE
16	Brican, Inc.	General Contracting Services	Springfield, MA	VBE
17	C&C Contractors, LLC	Trucking Services	Springfield, MA	MBE
18	C&D Electronics, Inc.	Cabling, Wiring, Electronics Supplier	Holyoke, MA	WBE/MBE

Notes:

(1) Green highlighted companies have worked on site and been paid as of April 30, 2017.

WBE = Woman-owned Business Enterprise; MBE = Minority-owned Business Enterprise; VBE = Veteran-owned Business Enterprise.

DIVERSE CONSTRUCTION COMPANIES

AS OF MAY 31, 2017

Ref	Company	Scope	Location	Diversity Status
19	C4 Cables	Datacom, Cabling, Fiber Supplier	Taunton, MA	WBE
20	Capasso Restoration, Inc.	Masonry Contractor	North Haven, CT	WBE
21	Carol's Lighting & Supply Company	Electrical Supplies	Canton, MA	MBE
22	Certified Connection, Inc.	Electrical Supplier	Worcester, MA	MBE
23	Central Ceilings, Inc.	Drywall Contractor	South Easton, MA	VBE
24	Chabot & Burnett Construction Co., Inc.	Masonry Contractor	Agawam, MA	WBE
25	Charle George Companies, Inc.	Solid Waste Disposal, Recycling, Trucking	Londonberry, NH	WBE
26	CK Flooring Solutions, Inc.	Carpet Installer	Chicopee, MA	WBE
27	CMJ, LLC	Property Management/Maintenance	Springfield, MA	MBE
28	Connecticut Drywall Finishing, Inc.	Drywall	West Springfield, MA	WBE
29	Connecticut Temperature Controls, LLC	Controls	Newington, CT	VBE
30	Coghlin Electrical Contractors, Inc.	Electrical Services	Worcester, MA	WBE
31	C.R. Levesque Trucking Corp.	Hauling & Equipment Transportation	Monson, MA	WBE
32	Critical Power Testing and Maintenance, Inc.	Commissioning	Amesbury, MA	VBE
33	Dagle Electrical Construction Corp.	Electrical	Melrose, MA	WBE
34	Davenport Advisors, LLC	Property Management/ Maintenance	Boston, MA	MBE
35	Dependable Masonry Construction Company, Inc.	Masonry and Brickpaving	North Reading, MA	MBE

Notes:

(1) Green highlighted companies have worked on site and been paid as of April 30, 2017.

WBE = Woman-owned Business Enterprise; MBE = Minority-owned Business Enterprise; VBE = Veteran-owned Business Enterprise.

DIVERSE CONSTRUCTION COMPANIES

AS OF MAY 31, 2017

Ref	Company	Scope	Location	Diversity Status
36	Eagle Elevator Company, Inc.	Elevator Repairs, Service, Maintenance	Boston, MA	VBE
37	Eastern General Contractors, Inc.	General Contractor - Rigging	Springfield, MA	MBE
38	EDM Construction, Inc.	Carpentry & Structural Steel Erection	Merrimac, MA	WBE
39	E L Waterman, Inc.	Pipe Supplier	Foxboro, MA	WBE
40	Evermore Light & Power, Inc.	Electrical	Somerville, MA	WBE
41	Fabiano Oil Corp.	Fuel & Oil Supplier	Wrentham, MA	WBE
42	Federal Concrete, Inc.	Concrete Services	Hopedale, MA	WBE
43	Fisher Contracting Corporation	General Contracting Services	Worcester, MA	WBE
44	Fletcher Sewer & Drain, Inc.	Inspection - FEIR	Ludlow, MA	WBE
45	Folan Waterproofing and Construction Company, Inc.	Masonry Contractors & Waterproofing	South Easton, MA	WBE
46	Frisoli Electric, Inc.	Electrical	Holbrook, MA	VBE
47	Gomes Construction Co. Inc.	Utility Connections	Ludlow, MA	WBE
48	Granite City Electric Supply Company, Inc.	Electrical Supplier	Quincy, MA	WBE
49	Green Insulation, Inc.	Insulation	Adams, MA	WBE
50	H B Welding, Inc.	Steel, Welding, Iron Work	Johnston, RI	WBE
51	Homeland Mechanical, LLC	Pipe Supplier	Quincy, MA	VBE
52	Industrial Flame Cutting, Inc.	Steel Plate Supplier	Beacon Falls, CT	VBE

Notes:

(1) Green highlighted companies have worked on site and been paid as of April 30, 2017.

WBE = Woman-owned Business Enterprise; MBE = Minority-owned Business Enterprise; VBE = Veteran-owned Business Enterprise.

DIVERSE CONSTRUCTION COMPANIES

AS OF MAY 31, 2017

Ref	Company	Scope	Location	Diversity Status
53	JMK Building Supply, Inc	Drywall	Colchester, CT	WBE
54	JRL Construction, Inc.	General Contractor - Demolition	Springfield, MA	VBE
55	Kittredge Equipment Company, Inc.	Kitchen Equipment	Agawam, MA	WBE
56	L.K. Sheet Metal, Inc.	Sheet Metal	East Hartford, CT	WBE
57	Larry's Trucking Co.	Trucking	Springfield, MA	MBE
58	Lindon Group	Piping Materials	East Providence, RI	WBE
59	Markings Inc.	Pavement Marking Services	Pembroke, MA	WBE
60	Medeiros Hydroseeding & Landscaping Construction, Inc.	Trucking and Soil Materials	Monson, MA	MBE
61	Moor Metals, Inc.	Sales and Distribution of Metals	Holliston, MA	MBE
62	Ms. Pipe, LLC	Procurement of Valves, Pipes and Fittings	South Windsor, CT	WBE
63	New England Foundation Company, Inc.	Helical Piles	Boston, MA	WBE
64	Northeastern Steel Corporation	Steel Distributor	Revere, MA	MBE
65	Performance Testing & Balancing LLC	Testing & Balancing	South Hampton, MA	VBE
66	Piping Systems, Inc.	HVAC	Assonet, MA	WBE
67	Protocol Management Services, Inc.	Access Flooring	North Attleboro, MA	WBE
68	R K Insulation Contractors, Inc.	Insulation Services	Hartford, CT	MBE
69	Rebars & Mesh, Inc.	Concrete	Haverhill, MA	WBE
70	Regis Steel Corporation	Steel Erection/ Reinforcing	Fall River, MA	MBE

Notes:

(1) Green highlighted companies have worked on site and been paid as of April 30, 2017.

WBE = Woman-owned Business Enterprise; MBE = Minority-owned Business Enterprise; VBE = Veteran-owned Business Enterprise.

DIVERSE CONSTRUCTION COMPANIES

AS OF MAY 31, 2017

Ref	Company	Scope	Location	Diversity Status
71	S&F Concrete Contractors, Inc.	Concrete	Hudson, MA	MBE
72	S-Cel-O, LLC	Commercial and Residential Painting	Springfield, MA	MBE
73	Security Construction Services, Inc.	Fencing	Hudson, MA	WBE
74	SOS Corporation	Construction Cleaning, Selective Interior Demolition	Milford, MA	WBE
75	Steere Engineering, Inc.	Engineering Services	Warwick, RI	WBE
76	Strategic Environmental Services, Inc.	Environmental Consultants	Sutton, MA	WBE
77	Superior Caulking & Waterproofing	Caulking & Waterproofing	Palmer, MA	VBE
78	Supplies Exchange Systems	Materials Supplier	Dorchester, MA	MBE
79	Tavares, LLC	Fireproofing	Providence, RI	MBE
80	T & M Equipment Corporation	Excavating Contractor	Springfield, MA	VBE
81	Titan Roofing Company	Roofing	Springfield, MA	MBE
82	Total Mechanical Service Corp.	Mechanical Contractor	Plymouth, MA	MBE
83	Triton Leasing and Rental, Inc.	Demolition & Abatement	Feeding Hills, MA	WBE
84	Turtle & Hughes, Inc.	Electrical Supplier	Linden, NJ	WBE
85	Ultimate Abatement Company, Inc.	Abatement	Plainfield, MA	WBE
86	Welch Associates Land Surveyors, Inc.	Land Surveying	West Bridgewater, MA	WBE
87	Willow Tree Outdoor, LLC	Landscape	Springfield, MA	WBE
88	Younger Brothers Construction, LLC	Materials Supplier	Watertown, MA	MBE

Notes:

(1) Green highlighted companies have worked on site and been paid as of April 30, 2017.

WBE = Woman-owned Business Enterprise; MBE = Minority-owned Business Enterprise; VBE = Veteran-owned Business Enterprise.

MGM Springfield
Workforce Diversity Report (By Company)
As of: May 31, 2017

Reference	Company	This Month's Workforce Diversity Statistics								Project To Date Workforce Diversity Statistics							
		Employee Count	This Month's Total Hours	Women		Minority		Veteran		Employee Count	Project To Date Total Hours	Women		Minority		Veteran	
				Hours	%	Hours	%	Hours	%			Hours	%	Hours	%	Hours	%
1	Acranom Masonry Enterprises, Inc.	-	0.00	0.00	0.00%	0.00	0.00%	0.00	0.00%	13	1,580.50	0.00	0.00%	824.50	52.17%	0.00	0.00%
2	AeroClean	-	0.00	0.00	0.00%	0.00	0.00%	0.00	0.00%	15	2,236.00	0.00	0.00%	1,103.50	49.35%	0.00	0.00%
3	Allied Fire Protection, Inc.	-	0.00	0.00	0.00%	0.00	0.00%	0.00	0.00%	9	1,354.00	0.00	0.00%	256.00	18.91%	0.00	0.00%
4	American Environmental, Inc.	8	164.00	12.00	7.32%	164.00	100.00%	0.00	0.00%	179	32,155.75	2,082.00	6.47%	28,975.25	90.11%	288.50	0.90%
5	AmQuip Crane Rental LLC	-	0.00	0.00	0.00%	0.00	0.00%	0.00	0.00%	9	1,981.50	0.00	0.00%	966.50	48.78%	0.00	0.00%
6	Ardex, L.P.	5	174.50	0.00	0.00%	0.00	0.00%	0.00	0.00%	5	174.50	0.00	0.00%	0.00	0.00%	0.00	0.00%
7	Ayotte & King For Tile, Inc	-	0.00	0.00	0.00%	0.00	0.00%	0.00	0.00%	24	450.50	0.00	0.00%	4.00	0.89%	0.00	0.00%
8	Bay Crane Northeast	-	0.00	0.00	0.00%	0.00	0.00%	0.00	0.00%	1	10.00	0.00	0.00%	0.00	0.00%	0.00	0.00%
9	Bay State Elevator Co.	-	0.00	0.00	0.00%	0.00	0.00%	0.00	0.00%	8	315.00	0.00	0.00%	0.00	0.00%	0.00	0.00%
10	BECO Electrical Contractors, Inc.	-	0.00	0.00	0.00%	0.00	0.00%	0.00	0.00%	11	3,433.50	0.00	0.00%	1,116.50	32.52%	2,088.00	60.81%
11	Berkshire Concrete Cutting	-	0.00	0.00	0.00%	0.00	0.00%	0.00	0.00%	3	24.50	0.00	0.00%	0.00	0.00%	7.50	30.61%
12	Berlin Steel Construction Company	22	1,629.00	80.00	4.91%	258.00	15.84%	182.00	11.17%	81	38,552.00	3,087.00	8.01%	5,740.50	14.89%	3,184.50	8.26%
13	BG Mechanical Contractors, Inc.	15	1,204.00	0.00	0.00%	152.00	12.62%	240.00	19.93%	21	2,644.00	0.00	0.00%	192.00	7.26%	708.00	26.78%
14	Blakeslee Prestress, Inc.	30	2,269.00	211.50	9.32%	414.00	18.25%	216.00	9.52%	41	24,917.50	2,331.00	9.35%	3,372.00	13.53%	2,128.50	8.54%
15	Blue Construction, Inc.	7	717.50	0.00	0.00%	80.00	11.15%	126.00	17.56%	7	717.50	0.00	0.00%	80.00	11.15%	126.00	17.56%
16	Capasso Restoration, Inc.	6	307.00	0.00	0.00%	226.00	73.62%	81.00	26.38%	6	307.00	0.00	0.00%	226.00	73.62%	81.00	26.38%
17	Central Ceilings, Inc.	29	2,118.50	216.00	10.20%	752.00	35.50%	516.50	24.38%	29	2,158.50	216.00	10.01%	752.00	34.84%	516.50	23.93%
18	Chabot & Burnett Construction Co., Inc.	35	2,087.00	216.00	10.35%	870.00	41.69%	205.00	9.82%	73	13,918.50	1,014.00	7.29%	4,063.50	29.19%	1,092.50	7.85%
19	Champlain Masonry, Inc.	-	0.00	0.00	0.00%	0.00	0.00%	0.00	0.00%	36	5,090.75	100.00	1.96%	1,965.00	38.60%	688.00	13.51%
20	Chandler Architectural Products	-	0.00	0.00	0.00%	0.00	0.00%	0.00	0.00%	13	455.50	0.00	0.00%	53.00	11.64%	64.00	14.05%
21	CIP Concrete, Inc.	8	394.00	0.00	0.00%	40.00	10.15%	0.00	0.00%	14	4,233.00	0.00	0.00%	687.00	16.23%	0.00	0.00%
22	CK Flooring Solutions, Inc.	14	1,691.00	305.00	18.04%	441.00	26.08%	163.50	9.67%	24	3,589.00	737.00	20.53%	953.00	26.55%	403.50	11.24%
23	Coghlin Electrical Contractors, Inc.	26	2,172.00	320.00	14.73%	320.00	14.73%	320.00	14.73%	35	13,275.00	1,460.00	11.00%	1,544.00	11.63%	1,776.00	13.38%
24	Collins Electrical	45	3,735.00	224.00	6.00%	631.00	16.89%	119.00	3.19%	77	22,910.50	2,988.00	13.04%	3,125.00	13.64%	2,656.50	11.60%
25	Commonwealth Guardrail, Inc.	-	0.00	0.00	0.00%	0.00	0.00%	0.00	0.00%	17	69.00	4.00	0.58%	69.00	10.00%	0.00	0.00%
26	Connecticut Drywall Finishing, Inc.	-	0.00	0.00	0.00%	0.00	0.00%	0.00	0.00%	20	1,347.50	0.00	0.00%	158.50	11.76%	0.00	0.00%
27	Construction Labor Unlimited, Inc.	2	26.00	0.00	0.00%	2.00	7.69%	0.00	0.00%	5	135.00	0.00	0.00%	87.00	64.44%	0.00	0.00%
28	Conte Company, LLC	-	0.00	0.00	0.00%	0.00	0.00%	0.00	0.00%	3	24.00	0.00	0.00%	0.00	0.00%	8.00	33.33%
29	EDM Construction, Inc.	6	729.00	0.00	0.00%	163.00	22.36%	111.00	15.23%	16	2,301.00	156.00	6.78%	531.50	23.10%	486.50	21.14%
30	EF Corcoran Plumbing & Heating, Inc.	-	0.00	0.00	0.00%	0.00	0.00%	0.00	0.00%	1	16.00	16.00	100.00%	0.00	0.00%	0.00	0.00%
31	Evermore Light and Power, Inc.	-	0.00	0.00	0.00%	0.00	0.00%	0.00	0.00%	4	613.50	0.00	0.00%	0.00	0.00%	0.00	0.00%
32	Federal Concrete, Inc.	13	764.00	80.00	10.47%	32.00	4.19%	44.00	5.76%	71	20,605.00	1,624.50	7.88%	3,444.00	16.71%	1,653.50	8.02%
33	Folan Waterproofing & Construction	-	0.00	0.00	0.00%	0.00	0.00%	0.00	0.00%	9	1,271.00	0.00	0.00%	534.50	42.05%	0.00	0.00%
34	Fontaine Bros, Inc.	16	964.50	118.50	12.29%	118.50	12.29%	120.00	12.44%	59	9,295.50	1,013.00	10.90%	2,485.00	26.73%	459.00	4.94%
35	Food Equipment Installation, Inc.	-	0.00	0.00	0.00%	0.00	0.00%	0.00	0.00%	4	116.00	0.00	0.00%	0.00	0.00%	0.00	0.00%
36	Frisoli Electric Inc.	-	0.00	0.00	0.00%	0.00	0.00%	0.00	0.00%	1	299.00	0.00	0.00%	0.00	0.00%	0.00	0.00%
37	Fusion Electric, Inc.	-	0.00	0.00	0.00%	0.00	0.00%	0.00	0.00%	2	112.00	0.00	0.00%	104.00	92.86%	0.00	0.00%
38	Gagliarducci Construction, Inc.	-	0.00	0.00	0.00%	0.00	0.00%	0.00	0.00%	47	4,262.50	635.00	14.90%	709.50	16.65%	906.50	21.27%
39	Gomes Construction Company, Inc.	-	0.00	0.00	0.00%	0.00	0.00%	0.00	0.00%	4	575.50	0.00	0.00%	0.00	0.00%	0.00	0.00%
40	Green Insulation, Inc.	-	0.00	0.00	0.00%	0.00	0.00%	0.00	0.00%	4	236.00	0.00	0.00%	16.00	6.78%	0.00	0.00%
41	H. Carr & Sons, Inc.	42	4,235.50	122.00	2.88%	865.50	20.43%	421.00	9.94%	46	9,187.50	122.00	1.33%	2,763.50	30.08%	701.50	7.64%
42	Harry Grodsky & Co.	30	1,662.00	80.00	4.81%	160.00	9.63%	40.00	2.41%	68	16,775.00	999.50	5.96%	1,780.50	10.61%	40.00	0.24%
43	Hayward Baker Inc.	-	0.00	0.00	0.00%	0.00	0.00%	0.00	0.00%	32	4,465.50	306.50	6.86%	1,170.50	26.21%	775.00	17.36%
44	HB Welding	3	40.00	0.00	0.00%	0.00	0.00%	0.00	0.00%	17	6,833.00	148.50	2.17%	470.00	6.88%	1,082.00	15.83%
45	Heritage Restoration, Inc.	5	286.00	0.00	0.00%	144.00	50.35%	0.00	0.00%	14	3,459.00	82.00	2.37%	1,458.00	42.15%	0.00	0.00%
46	Hickman & Sgroi Electric Inc.	-	0.00	0.00	0.00%	0.00	0.00%	0.00	0.00%	2	192.00	0.00	0.00%	0.00	0.00%	0.00	0.00%
47	Cyn Environmental Services	-	0.00	0.00	0.00%	0.00	0.00%	0.00	0.00%	1	24.00	0.00	0.00%	24.00	100.00%	0.00	0.00%
48	JDC Demolition	-	0.00	0.00	0.00%	0.00	0.00%	0.00	0.00%	23	3,504.00	400.00	11.42%	734.00	20.95%	160.00	4.57%
49	Jones Engineering LLC	-	0.00	0.00	0.00%	0.00	0.00%	0.00	0.00%	2	168.00	0.00	0.00%	0.00	0.00%	0.00	0.00%
50	JRL Construction, Inc.	10	491.50	160.00	32.55%	234.00	47.61%	34.00	6.92%	88	28,349.06	4,973.71	17.54%	10,450.00	36.86%	5,272.00	18.60%
51	Kleeberg Mechanical Services, LLC	6	290.00	0.00	0.00%	0.00	0.00%	0.00	0.00%	14	1,075.50	0.00	0.00%	0.00	0.00%	0.00	0.00%
52	L.K. Sheet Metal, Inc.	19	1,975.00	111.00	5.62%	466.00	23.59%	232.00	11.75%	27	7,762.00	612.50	7.89%	1,078.00	13.89%	456.00	5.87%
53	Langan Insulation LLC	-	0.00	0.00	0.00%	0.00	0.00%	0.00	0.00%	2	568.00	0.00	0.00%	0.00	0.00%	0.00	0.00%
54	M.L. Schmitt, Inc.	5	362.50	100.00	27.59%	109.50	30.21%	96.00	26.48%	13	3,431.25	436.00	12.71%	604.25	17.61%	688.50	20.07%
55	Marr Scaffold	-	0.00	0.00	0.00%	0.00	0.00%	0.00	0.00%	18	551.00	0.00	0.00%	253.00	45.92%	16.50	2.99%
56	Marguerite Concrete	34	432.00	0.00	0.00%	49.00	11.34%	50.50	11.69%	51	1,669.00	0.00	0.00%	135.00	8.09%	113.50	6.80%
57	Massey's Plate Glass & Aluminum, Inc.	3	240.00	0.00	0.00%	0.00	0.00%	0.00	0.00%	3	720.00	0.00	0.00%	0.00	0.00%	0.00	0.00%
58	Maxim Crane Works LP	2	170.00	0.00	0.00%	85.00	50.00%	0.00	0.00%	4	919.00	0.00	0.00%	459.50	50.00%	0.00	0.00%

Reference		Company		This Month's Workforce Diversity Statistics						Project To Date Workforce Diversity Statistics									
				Employee Count	This Month's Total Hours	Women		Minority		Veteran		Employee Count	Project To Date Total Hours	Women		Minority		Veteran	
						Hours	%	Hours	%	Hours	%			Hours	%	Hours	%	Hours	%
59	Medeiros Hydroseeding & Landscape Construction, Inc.	-	0.00	0.00	0.00%	0.00	0.00%	0.00	0.00%	2	17.00	0.00	0.00%	11.00	64.71%	0.00	0.00%		
60	Moran Sheet Metal, Inc.	-	0.00	0.00	0.00%	0.00	0.00%	0.00	0.00%	9	347.75	0.00	0.00%	72.25	20.78%	0.00	0.00%		
61	NER Construction Management	7	448.00	0.00	0.00%	48.00	10.71%	0.00	0.00%	16	1,673.00	0.00	0.00%	365.00	21.82%	0.00	0.00%		
62	New England Concrete Cutting, Inc.	-	0.00	0.00	0.00%	0.00	0.00%	0.00	0.00%	3	414.00	0.00	0.00%	0.00	0.00%	0.00	0.00%		
63	New England Foundation Co., Inc.	-	0.00	0.00	0.00%	0.00	0.00%	0.00	0.00%	20	2,727.00	0.00	0.00%	587.50	21.54%	226.00	8.29%		
64	Northeast Lighting Protection, LLC	2	32.76	0.00	0.00%	16.38	50.00%	0.00	0.00%	4	219.35	0.00	0.00%	78.14	35.62%	0.00	0.00%		
65	Northeast Steel Erectors	-	0.00	0.00	0.00%	0.00	0.00%	0.00	0.00%	7	1,335.00	34.00	2.55%	183.00	13.71%	393.00	29.44%		
66	Northeastern Steel Corporation	-	0.00	0.00	0.00%	0.00	0.00%	0.00	0.00%	6	64.00	9.00	14.06%	50.00	78.13%	0.00	0.00%		
67	Northern General	8	200.00	0.00	0.00%	0.00	0.00%	14.00	7.00%	73	25,696.00	1,514.50	5.89%	4,437.50	17.27%	1,117.00	4.35%		
68	P. Gioioso & Sons Inc.	-	0.00	0.00	0.00%	0.00	0.00%	0.00	0.00%	9	834.50	114.50	13.72%	0.00	0.00%	0.00	0.00%		
69	Palmer Paving Corporation	-	0.00	0.00	0.00%	0.00	0.00%	0.00	0.00%	48	708.00	34.50	4.87%	14.00	1.98%	0.00	0.00%		
70	Performance Testing & Balancing, LLC	-	0.00	0.00	0.00%	0.00	0.00%	0.00	0.00%	3	64.00	0.00	0.00%	0.00	0.00%	38.00	59.38%		
71	Professional Drywall Construction, Inc.	15	1,024.00	56.00	5.47%	128.00	12.50%	332.00	32.42%	80	5,758.50	297.50	5.17%	1,031.50	17.91%	833.00	14.47%		
72	Regis Steel Corp	16	378.00	121.00	32.01%	54.00	14.29%	0.00	0.00%	62	8,969.50	1,396.50	15.57%	2,162.00	24.10%	289.00	3.22%		
73	RoadSafe Traffic Systems	-	0.00	0.00	0.00%	0.00	0.00%	0.00	0.00%	6	49.00	0.00	0.00%	0.00	0.00%	0.00	0.00%		
74	S & F Concrete Contractors, Inc.	57	3,003.50	314.50	10.47%	1,030.00	34.29%	349.00	11.62%	286	53,806.50	3,739.50	6.95%	15,854.50	29.47%	5,321.00	9.89%		
75	Safespan	-	0.00	0.00	0.00%	0.00	0.00%	0.00	0.00%	11	780.50	0.00	0.00%	56.00	7.17%	0.00	0.00%		
76	Safway Services	16	857.50	0.00	0.00%	544.00	63.44%	72.00	8.40%	44	8,151.58	370.00	4.54%	5,090.00	62.44%	728.00	8.93%		
77	Save-On-Wall Co., Inc.	-	0.00	0.00	0.00%	0.00	0.00%	0.00	0.00%	9	290.50	45.00	15.49%	45.00	15.49%	8.00	2.75%		
78	Schindler Elevator Corp	3	128.00	48.00	37.50%	48.00	37.50%	48.00	37.50%	5	941.50	76.00	8.07%	76.00	8.07%	76.00	8.07%		
79	Security Construction Services, Inc. d/b/a: Security Fence Co.	-	0.00	0.00	0.00%	0.00	0.00%	0.00	0.00%	14	3,866.00	300.00	7.76%	1,233.25	31.90%	40.00	1.03%		
80	Soep Painting Corp	-	0.00	0.00	0.00%	0.00	0.00%	0.00	0.00%	10	1,475.50	0.00	0.00%	6.00	0.41%	0.00	0.00%		
81	Stamford Wrecking	-	0.00	0.00	0.00%	0.00	0.00%	0.00	0.00%	9	1,669.00	76.00	4.55%	122.00	7.31%	74.00	4.43%		
82	Superior Caulking & Waterproofing Co., Inc.	2	85.50	0.00	0.00%	8.00	9.36%	0.00	0.00%	9	358.50	0.00	0.00%	163.50	45.61%	0.00	0.00%		
83	T & M Equipment Corporation	7	552.00	150.50	27.26%	110.50	20.02%	40.00	7.25%	64	27,835.55	2,931.00	10.53%	5,288.55	19.00%	1,328.50	4.77%		
84	Tavares, LLC	7	859.00	176.00	20.49%	192.00	22.35%	0.00	0.00%	9	1,217.00	254.00	20.87%	229.00	18.82%	0.00	0.00%		
85	Tech Valley Contracting, LLC	-	0.00	0.00	0.00%	0.00	0.00%	0.00	0.00%	8	2,018.00	206.00	10.21%	0.00	0.00%	0.00	0.00%		
86	Tishman	8	1,280.00	320.00	25.00%	200.00	15.63%	80.00	6.25%	15	19,701.00	3,381.00	17.16%	3,960.00	20.10%	5,760.00	29.24%		
87	Titan Roofing Company	4	35.00	0.00	0.00%	0.00	0.00%	13.50	38.57%	61	2,268.00	0.00	0.00%	225.00	9.92%	176.00	7.76%		
88	T.J. Conway Company	29	3,466.00	116.00	3.35%	464.00	13.39%	584.00	16.85%	62	18,146.50	1,094.00	6.03%	2,742.00	15.11%	1,913.00	10.54%		
89	Triton Leasing and Rental, Inc.	-	0.00	0.00	0.00%	0.00	0.00%	0.00	0.00%	35	3,187.50	0.00	0.00%	1,547.50	48.55%	239.00	7.50%		
90	Ultimate Abatement Company, Inc.	-	0.00	0.00	0.00%	0.00	0.00%	0.00	0.00%	47	10,430.50	3,632.50	34.83%	10,119.50	97.02%	0.00	0.00%		
91	Universal Electric Co.	-	0.00	0.00	0.00%	0.00	0.00%	0.00	0.00%	18	5,635.00	556.50	9.88%	1,284.50	22.80%	394.00	6.99%		
92	William Roberts Electric Co., Inc.	4	480.00	8.00	1.67%	0.00	0.00%	0.00	0.00%	10	1,470.50	8.00	0.54%	93.00	6.32%	0.00	0.00%		
93	Willow Tree Outdoor, LLC	-	0.00	0.00	0.00%	0.00	0.00%	0.00	0.00%	5	261.50	0.00	0.00%	105.50	40.34%	0.00	0.00%		
94	Wolfe House Movers, LLC	-	0.00	0.00	0.00%	0.00	0.00%	0.00	0.00%	10	1,194.50	0.00	0.00%	306.00	25.62%	228.00	19.09%		
95	Wolverine Fire Protection Co	6	738.00	142.00	19.24%	262.00	35.50%	160.00	21.68%	14	3,716.00	206.00	5.54%	1,321.00	35.55%	545.00	14.67%		
96	Worcester Elevator Co., Inc.	-	0.00	0.00	0.00%	0.00	0.00%	0.00	0.00%	2	12.00	0.00	0.00%	0.00	0.00%	6.00	50.00%		
Total - Unions		637	44,897.76	3,808.00	8.48%	9,881.38	22.01%	5,010.00	11.16%	2,531	525,346.54	45,820.21	8.72%	144,378.19	27.48%	48,360.00	9.21%		
97	On-Site Design / Management	82	8,586.18	1,448.15	16.87%	1,669.93	19.45%	736.25	8.57%	334	172,226.68	24,184.25	14.04%	21,617.83	12.55%	22,651.80	13.15%		
Total		719	53,483.94	5,256.15	9.83%	11,551.31	21.60%	5,746.25	10.74%	2,865	697,573.22	70,004.46	10.04%	165,996.02	23.80%	71,011.80	10.18%		

Totals - Overall			
Group	Project Goals	Project To Date	Delta
Women	6.90%	10.04%	3.14%
Minority	15.30%	23.80%	8.50%
Veteran	8.00%	10.18%	2.18%

Notes:
(1) Statistics include all workforce reports that were received by MGM as of May 31, 2017.
(2) The total number of unique union workers that have worked on site is approximately 2,341. The 2,531 union workers identified above includes workers that have worked for multiple companies.

MGM Springfield
Workforce Diversity Report (By Union)
As of: May 31, 2017

Reference	Union	This Month's Workforce Diversity Statistics								Project To Date Workforce Diversity Statistics							
		Employee Count	This Month's Total Hours	Women		Minority		Veteran		Employee Count	Project To Date Total Hours	Women		Minority		Veteran	
				Hours	%	Hours	%	Hours	%			Hours	%	Hours	%	Hours	%
1	AFSCME Local #230	0	0.00	0.00	0.00%	0.00	0.00%	0.00	0.00%	1	48.00	0.00	0.00%	48.00	100.00%	0.00	0.00%
2	Asbestos Workers #6	0	0.00	0.00	0.00%	0.00	0.00%	0.00	0.00%	30	3,100.50	0.00	0.00%	1,499.50	48.36%	239.00	7.71%
3	Boston Plasters' & Cement Masons' - Asphalt Layers' Union #534	13	314.50	0.00	0.00%	104.50	33.23%	0.00	0.00%	81	3,725.00	0.00	0.00%	615.50	16.52%	38.50	1.03%
4	Bricklayers Local #1	0	0.00	0.00	0.00%	0.00	0.00%	0.00	0.00%	7	572.00	0.00	0.00%	11.00	1.92%	0.00	0.00%
5	Bricklayers Local #3	44	2,606.00	112.00	4.30%	858.00	32.92%	201.00	7.71%	145	24,828.00	650.00	2.62%	5,370.50	21.63%	1,292.50	5.21%
6	Carpenters - Local #108	114	8,740.00	704.50	8.06%	2,266.50	25.93%	1,586.50	18.15%	353	70,170.68	6,752.50	9.62%	20,293.00	28.92%	10,715.00	15.27%
7	Carpenters Local #107	4	304.00	0.00	0.00%	104.00	34.21%	0.00	0.00%	9	3,320.00	0.00	0.00%	600.00	18.07%	0.00	0.00%
8	Carpenters Local #109	1	80.00	80.00	100.00%	80.00	100.00%	0.00	0.00%	1	117.00	117.00	100.00%	117.00	100.00%	0.00	0.00%
9	Carpenters Local #210	0	0.00	0.00	0.00%	0.00	0.00%	0.00	0.00%	2	16.00	0.00	0.00%	0.00	0.00%	8.00	50.00%
10	Carpenters Local #33	1	160.00	0.00	0.00%	0.00	0.00%	0.00	0.00%	8	464.00	45.00	9.70%	0.00	0.00%	0.00	0.00%
11	Carpenters Local #424	0	0.00	0.00	0.00%	0.00	0.00%	0.00	0.00%	1	72.00	0.00	0.00%	72.00	100.00%	65.00	90.28%
12	Carpenters Local #475	0	0.00	0.00	0.00%	0.00	0.00%	0.00	0.00%	1	39.00	0.00	0.00%	0.00	0.00%	0.00	0.00%
13	Carpenters Local #535	0	0.00	0.00	0.00%	0.00	0.00%	0.00	0.00%	1	328.00	0.00	0.00%	0.00	0.00%	0.00	0.00%
14	CT Bricklayers #1	0	0.00	0.00	0.00%	0.00	0.00%	0.00	0.00%	2	41.50	0.00	0.00%	24.00	57.83%	0.00	0.00%
15	Floorcoverers Local #2168	14	1,691.00	305.00	18.04%	441.00	26.08%	163.50	9.67%	30	3,561.50	721.00	20.24%	957.00	26.87%	403.50	11.33%
16	International Association of Iron Workers Local #7	23	1,473.00	80.00	5.43%	160.00	10.86%	182.00	12.36%	99	39,331.00	2,386.50	6.07%	5,086.00	12.93%	3,932.00	10.00%
17	International Association of Iron Workers Local #15	0	0.00	0.00	0.00%	0.00	0.00%	0.00	0.00%	4	2,211.50	40.00	1.81%	137.00	6.19%	0.00	0.00%
17	International Brotherhood of Electrical Workers - IBEW Local #455	0	0.00	0.00	0.00%	0.00	0.00%	0.00	0.00%	3	112.25	50.75	45.21%	112.25	100.00%	0.00	0.00%
18	International Brotherhood of Electrical Workers - IBEW Local #7	80	6,749.50	652.00	9.66%	1,060.50	15.71%	535.00	7.93%	175	51,413.25	5,448.50	10.60%	7,903.25	15.37%	7,603.00	14.79%
19	International Brotherhood of Electrical Workers - IBEW Local #35	2	32.76	0.00	0.00%	16.38	50.00%	0.00	0.00%	4	219.35	0.00	0.00%	78.14	35.62%	0.00	0.00%
20	International Brotherhood of Electrical Workers - IBEW 2nd District	0	0.00	0.00	0.00%	0.00	0.00%	0.00	0.00%	1	23.00	0.00	0.00%	0.00	0.00%	0.00	0.00%
21	International Union of Elevator Constructors Local #4	0	0.00	0.00	0.00%	0.00	0.00%	0.00	0.00%	1	8.00	0.00	0.00%	0.00	0.00%	0.00	0.00%
22	International Union of Elevator Constructors Local #41	3	128.00	48.00	37.50%	48.00	37.50%	48.00	37.50%	15	1,268.50	76.00	5.99%	76.00	5.99%	82.00	6.46%
23	International Union of Operating Engineers – IUOE Local #4	3	61.00	0.00	0.00%	0.00	0.00%	0.00	0.00%	58	6,498.00	0.00	0.00%	241.50	3.72%	807.00	12.42%
24	International Union of Operating Engineers – IUOE Local #5	0	0.00	0.00	0.00%	0.00	0.00%	0.00	0.00%	1	9.00	0.00	0.00%	0.00	0.00%	0.00	0.00%
25	International Union of Operating Engineers – IUOE Local #98	15	866.50	40.00	4.62%	183.00	21.12%	40.00	4.62%	166	37,729.05	1,681.00	4.46%	5,604.05	14.85%	2,359.00	6.25%
26	International Union of Operating Engineers – IUOE Local #478	0	0.00	0.00	0.00%	0.00	0.00%	0.00	0.00%	2	168.00	0.00	0.00%	0.00	0.00%	0.00	0.00%
27	International Union of Painters and Allied Trades - IUPAT District #11	0	0.00	0.00	0.00%	0.00	0.00%	0.00	0.00%	6	125.50	0.00	0.00%	0.00	0.00%	0.00	0.00%
28	International Union of Painters and Allied Trades - IUPAT Local #1333	3	240.00	0.00	0.00%	0.00	0.00%	0.00	0.00%	12	1,026.50	0.00	0.00%	29.00	2.83%	64.00	6.23%
29	Iron Workers District Council of New England	45	2,621.50	332.50	12.68%	543.00	20.71%	327.00	12.47%	127	30,054.50	3,987.50	13.27%	6,857.50	22.82%	2,894.00	9.63%
30	Laborers' District Council	2	75.00	0.00	0.00%	75.00	100.00%	0.00	0.00%	22	2,550.00	0.00	0.00%	1,112.00	43.61%	15.00	0.59%
31	Laborer's International Union of North America - LIUNA Building Wreckers Local #1421	2	52.00	0.00	0.00%	52.00	100.00%	0.00	0.00%	178	28,890.75	3,989.25	13.81%	27,378.75	94.77%	0.00	0.00%
32	Laborers Local #138	2	25.00	0.00	0.00%	0.00	0.00%	0.00	0.00%	2	114.00	0.00	0.00%	0.00	0.00%	0.00	0.00%
33	Laborers Local #151	2	25.00	0.00	0.00%	0.00	0.00%	0.00	0.00%	3	175.00	0.00	0.00%	0.00	0.00%	0.00	0.00%
34	Laborers Local #22	4	216.00	0.00	0.00%	0.00	0.00%	44.00	20.37%	19	6,301.50	0.00	0.00%	478.00	7.59%	1,024.50	16.26%
35	Laborers Local #223	0	0.00	0.00	0.00%	0.00	0.00%	0.00	0.00%	3	148.00	0.00	0.00%	54.00	36.49%	0.00	0.00%
36	Laborers Local #230	1	2.00	0.00	0.00%	2.00	100.00%	0.00	0.00%	9	868.25	0.00	0.00%	843.75	97.18%	7.50	0.86%
37	Laborers Local #243	0	0.00	0.00	0.00%	0.00	0.00%	0.00	0.00%	3	3,502.00	0.00	0.00%	0.00	0.00%	0.00	0.00%
38	Laborers Local #39	2	104.50	0.00	0.00%	0.00	0.00%	19.50	18.66%	5	1,123.50	0.00	0.00%	0.00	0.00%	852.50	75.88%
39	Laborers Local #455	0	0.00	0.00	0.00%	0.00	0.00%	0.00	0.00%	15	4,988.00	1,463.50	29.34%	4,988.00	100.00%	0.00	0.00%
40	Laborers Local #473	0	0.00	0.00	0.00%	0.00	0.00%	0.00	0.00%	10	1,182.00	0.00	0.00%	2.00	0.17%	0.00	0.00%
41	Laborers Local #547	2	288.00	0.00	0.00%	0.00	0.00%	0.00	0.00%	6	1,142.50	0.00	0.00%	0.00	0.00%	0.00	0.00%
42	Laborers Local #560	0	0.00	0.00	0.00%	0.00	0.00%	0.00	0.00%	1	8.00	0.00	0.00%	0.00	0.00%	0.00	0.00%
43	Laborers Local #596	38	2,426.50	189.00	7.79%	865.50	35.67%	99.00	4.08%	154	32,645.75	2,637.00	8.08%	10,515.50	32.21%	645.00	1.98%
44	Laborers Local #609	5	42.00	0.00	0.00%	8.00	19.05%	0.00	0.00%	11	378.50	0.00	0.00%	40.00	10.57%	0.00	0.00%
45	Laborers Local #610	0	0.00	0.00	0.00%	0.00	0.00%	0.00	0.00%	1	4.00	0.00	0.00%	0.00	0.00%	0.00	0.00%
46	Laborers Local #611	0	0.00	0.00	0.00%	0.00	0.00%	0.00	0.00%	1	270.50	0.00	0.00%	270.50	100.00%	0.00	0.00%
47	Laborers Local #665	0	0.00	0.00	0.00%	0.00	0.00%	0.00	0.00%	9	1,659.50	32.00	1.93%	1,659.50	100.00%	0.00	0.00%
48	Laborers Local #675	0	0.00	0.00	0.00%	0.00	0.00%	0.00	0.00%	2	133.50	0.00	0.00%	133.50	100.00%	0.00	0.00%
49	Laborers Local #88 [Tunnel Workers]	0	0.00	0.00	0.00%	0.00	0.00%	0.00	0.00%	4	338.50	0.00	0.00%	8.00	2.36%	41.00	12.11%
50	Laborers Local #999	71	5,215.00	816.00	15.65%	1,312.00	25.16%	464.00	8.90%	412	94,107.96	12,692.21	13.49%	31,755.75	33.74%	11,265.50	11.97%
51	Laborers Local #1000	0	0.00	0.00	0.00%	0.00	0.00%	0.00	0.00%	3	24.00	8.00	33.33%	8.00	33.33%	0.00	0.00%
52	Massachusetts Laborers' District Council	3	184.00	0.00	0.00%	0.00	0.00%	0.00	0.00%	8	700.00	0.00	0.00%	85.00	12.14%	0.00	0.00%
53	NY Bricklayers #2	0	0.00	0.00	0.00%	0.00	0.00%	0.00	0.00%	1	4.00	0.00	0.00%	0.00	0.00%	0.00	0.00%
54	Operating Engineers Local #4	2	89.00	0.00	0.00%	4.00	4.49%	0.00	0.00%	14	1,185.00	0.00	0.00%	4.00	0.34%	0.00	0.00%
55	Operating Engineers Local #478	0	0.00	0.00	0.00%	0.00	0.00%	0.00	0.00%	4	329.50	0.00	0.00%	139.50	42.34%	0.00	0.00%
56	Painters and Allied Trades District Council #35	0	0.00	0.00	0.00%	0.00	0.00%	0.00	0.00%	25	2,729.50	0.00	0.00%	164.50	6.03%	0.00	0.00%
57	Pile Drivers Local #56	0	0.00	0.00	0.00%	0.00	0.00%	0.00	0.00%	18	2,114.00	0.00	0.00%	468.50	22.16%	180.50	8.54%
58	Plasterers and Cement Masons Local #534	24	683.00	0.00	0.00%	161.00	23.57%	31.00	4.54%	39	1,982.00	0.00	0.00%	816.50	41.20%	72.00	3.63%
59	Plumbers & Pipefitters #104	80	6,622.00	196.00	2.96%	776.00	11.72%	864.00	13.05%	166	38,657.00	2,109.50	5.46%	4,714.50	12.20%	2,661.00	6.88%
60	Roofers #248	4	35.00	0.00	0.00%	0.00	0.00%	13.50	38.57%	52	2,053.50	0.00	0.00%	230.00	11.20%	54.00	2.63%
61	Sheet Metal Workers #17	0	0.00	0.00	0.00%	0.00	0.00%	0.00	0.00%	4	116.00	0.00	0.00%	0.00	0.00%	0.00	0.00%
62	Sheet Metal Workers #40	0	0.00	0.00	0.00%	0.00	0.00%	0.00	0.00%	2	436.00	0.00	0.00%	0.00	0.00%	0.00	0.00%
63	Sheet Metal Workers #63	19	1,975.00	111.00	5.62%	466.00	23.59%	232.00	11.75%	45	7,835.25	612.50	7.82%	1,150.25	14.68%	494.00	6.30%

MGM Springfield
Workforce Diversity Report (By Union)
As of: May 31, 2017

Reference		Union		This Month's Workforce Diversity Statistics								Project To Date Workforce Diversity Statistics							
				Employee Count	This Month's Total Hours	Women		Minority		Veteran		Employee Count	Project To Date Total Hours	Women		Minority		Veteran	
						Hours	%	Hours	%	Hours	%			Hours	%	Hours	%	Hours	%
64	Sprinkler Fitters #669	6	738.00	142.00	19.24%	262.00	35.50%	160.00	21.68%	23	5,070.00	206.00	4.06%	1,577.00	31.10%	545.00	10.75%		
65	Teamsters' #404	2	16.00	0.00	0.00%	16.00	100.00%	0.00	0.00%	9	961.50	114.50	11.91%	32.00	3.33%	0.00	0.00%		
Subtotal - Other Unions		638	44,897.76	3,808.00	8.48%	9,881.38	22.01%	5,010.00	11.16%	2,631	525,346.54	45,820.21	8.72%	144,378.19	27.48%	48,360.00	9.21%		
66	On-Site Design / Management	82	8,586.18	1,448.15	16.87%	1,669.93	19.45%	736.25	8.57%	334	172,226.68	24,184.25	14.04%	21,617.83	12.55%	22,651.80	13.15%		
Total		720	53,483.94	5,256.15	9.83%	11,551.31	21.60%	5,746.25	10.74%	2,965	697,573.22	70,004.46	10.04%	165,996.02	23.80%	71,011.80	10.18%		

Totals - Overall			
Group	Project Goals	Project To Date	Delta
Women	6.90%	10.04%	3.14%
Minority	15.30%	23.80%	8.50%
Veteran	8.00%	10.18%	2.18%

Notes:
(1) Statistics include all workforce reports that were received by MGM as of May 31, 2017.
(2) The total number of unique union workers that have worked on site is approximately 2,341. The 2,631 union workers identified above includes workers that have worked for multiple companies and/or multiple unions.