



Subcommittee on Public Safety Meeting

PLEASE NOTE: Given the unprecedented circumstances resulting from the global Coronavirus pandemic, Governor Charles Baker issued an order to provide limited relief from certain provisions of the Open Meeting Law to protect the health and safety of individuals interested in attending public meetings. In keeping with the guidance provided, the Commission will conduct a public meeting utilizing remote collaboration technology. If there is any technical problem with our remote connection, an alternative conference line will be noticed immediately on our website: MassGaming.com.

Pursuant to the Massachusetts Open Meeting Law, G.L. c. 30A, §§ 18-25, notice is hereby given of a meeting of the Massachusetts Gaming Commission. The meeting will take place:

May 17, 2021 @ 11:00 a.m.
Massachusetts Gaming Commission
Via conference call 646 741-5293
Participant Code: 112 827 1429

Public Meeting:

1. Welcome/Opening Comments – Eileen O’Brien, Commissioner MGC and Chair of Subcommittee
2. Approval of Minutes: February 6, 2019- **Vote**
3. Presentations by Christopher Bruce, Consultant in Crime Analysis and Data-Driven Policing.
 - a. “Assessing the Influence of Gambling on Public Safety in Massachusetts Cities and Towns”, Analysis of the influence of Encore Boston Harbor on its surrounding community Encore Boston Harbor
 - b. “Assessing the Influence of Gambling on Public Safety in Massachusetts Cities and Towns”, Analysis of changes in police data following 18 months of activity at MGM Springfield plus 3 months of COVID-related closures MGM Springfield
4. Discussion of Community Mitigation Fund 2021 Public Safety Applications
5. Next Steps

I certify that on this date, this Notice was posted as “Subcommittee on Public Safety Meeting” at www.massgaming.com and emailed to: regs@sec.state.ma.us and melissa.andrade@state.ma.us.

May 13, 2021

Date:

By: Eileen M. O’Brien, Commissioner

Date Posted to Website: May 13, 2021



Massachusetts Gaming Commission

Assessing the Impact of Gambling on Public Safety in Massachusetts

UPDATES ON MGM SPRINGFIELD AND
ENCORE BOSTON HARBOR

Christopher W. Bruce

Crime analysis consultant



Agenda

Review of MGM 18-month findings through February 2020

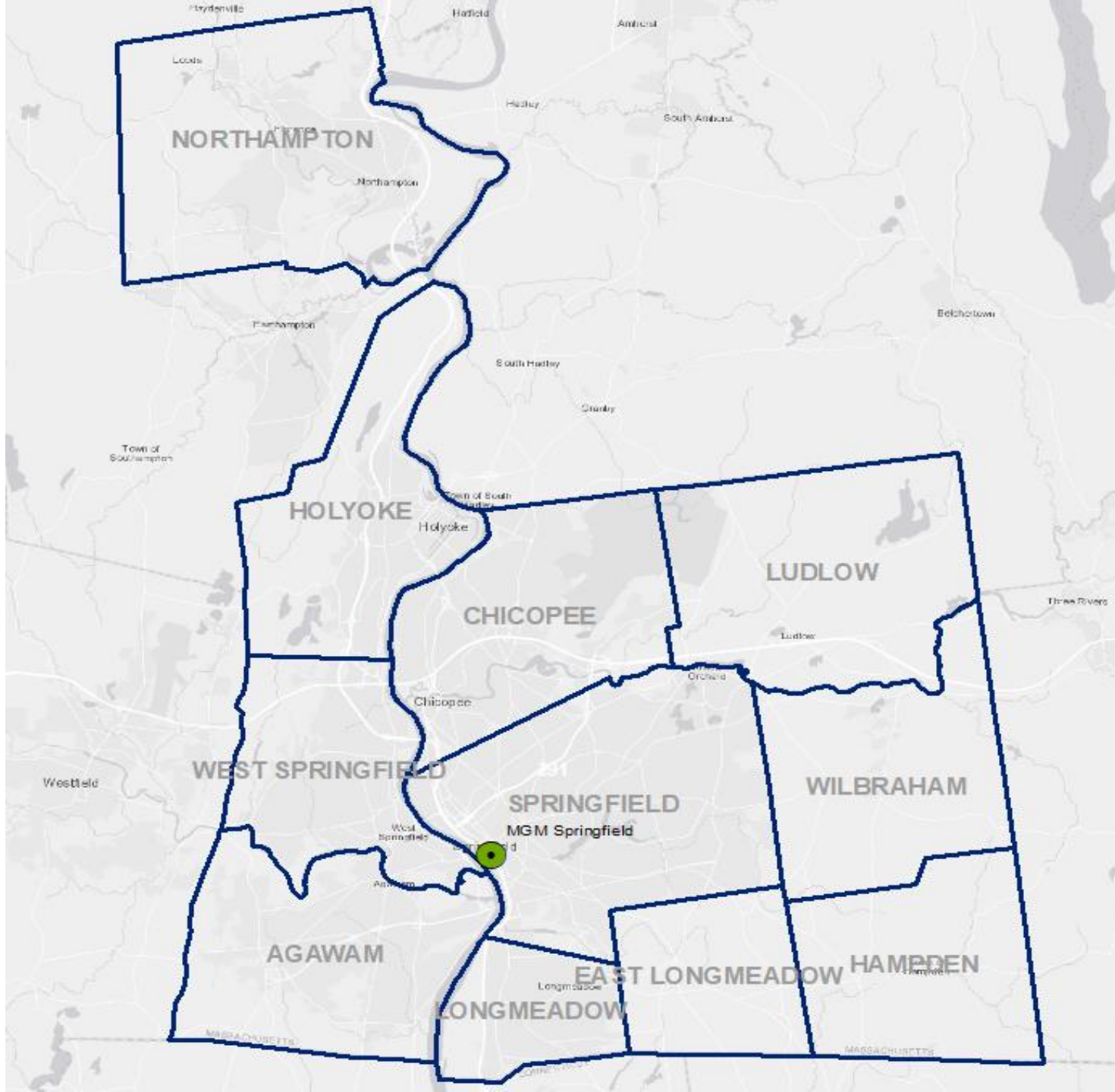
Review of Encore 8-month findings through February 2020

COVID closure period for both casinos (March – July 2020)

COVID reopening for Encore (July – December 2020)s

Future of the project





General Trends

Shoplifting high, driven by stores in Chicopee and Holyoke [874 vs. pred. 746-814]

Drunk driving *mostly* seems to suggest greater enforcement with some extra contributions from MGM [312 vs. pred. 133-254].

Liquor laws increased, mostly open containers, consistent with extra stops/enforcement [111 vs. pred. 73-97]

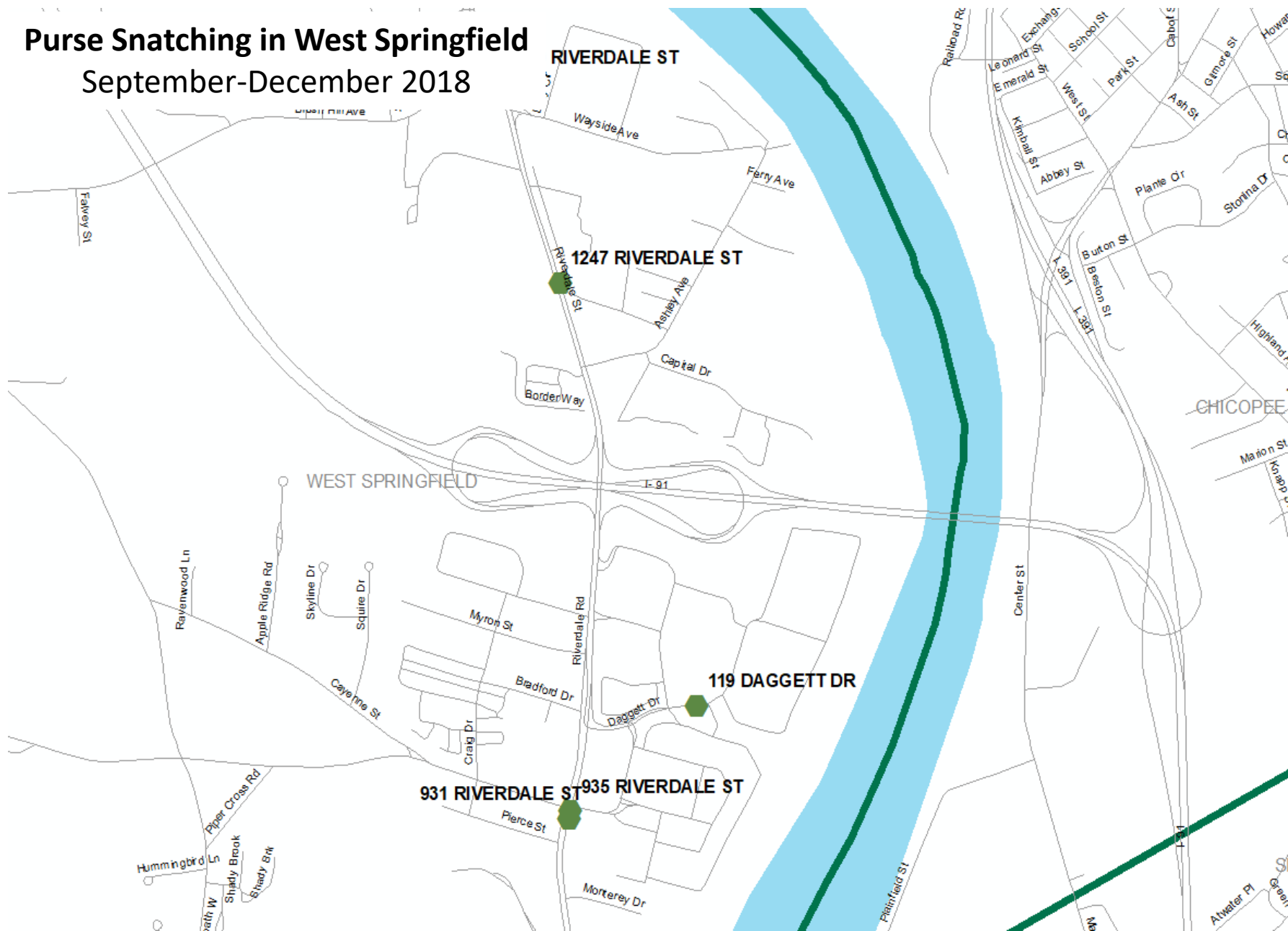
Fraud and **identity theft** are high, but seem to be statewide issues

Trends that disappeared

- Any increases in traffic collisions (“winter without a winter”)
- Increases in domestic violence
- West Springfield suspicious activity/disturbances near bridges
- Springfield/Longmeadow/East Longmeadow residential thefts

Purse Snatching in West Springfield

September-December 2018

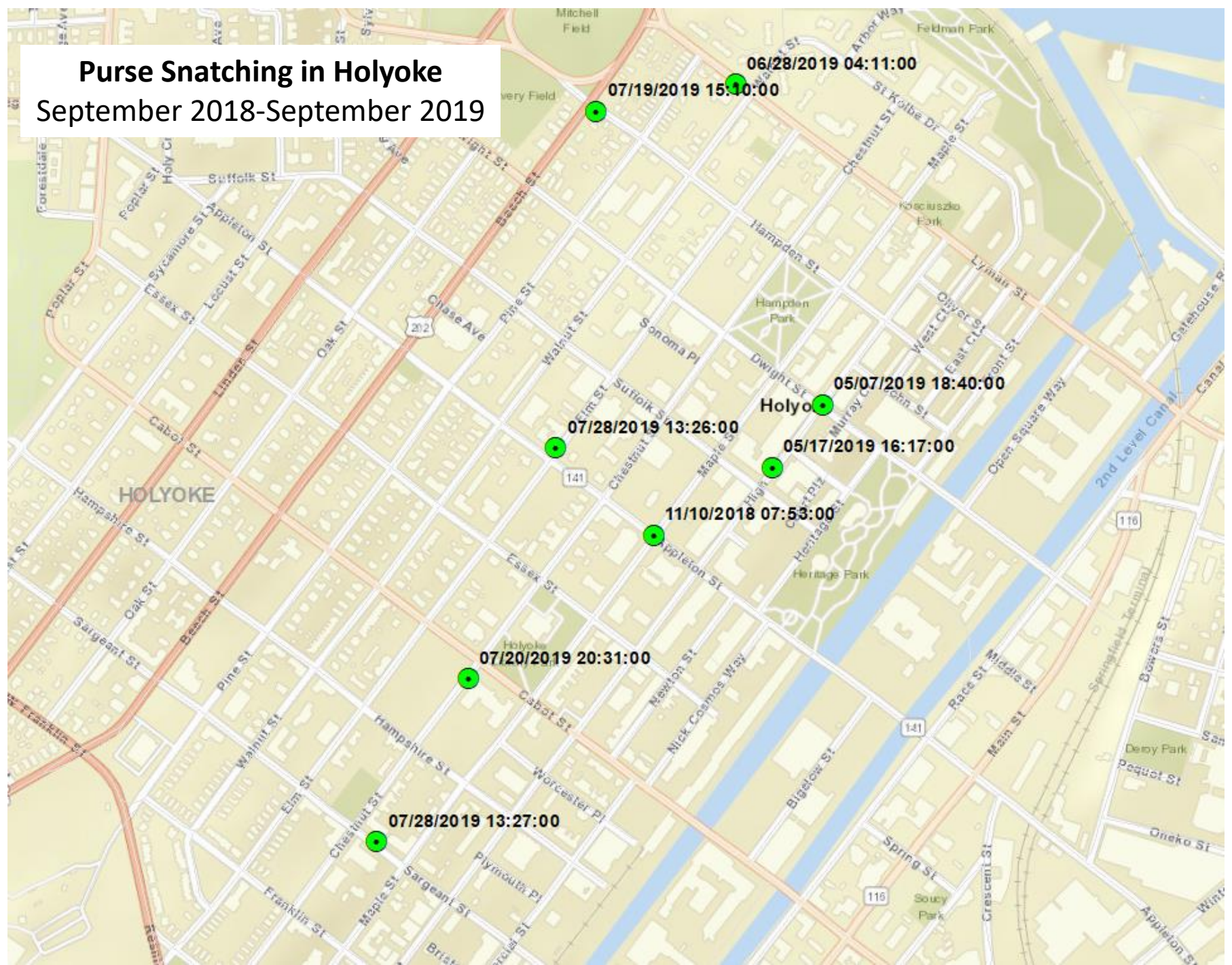


Purse Snatching in Springfield

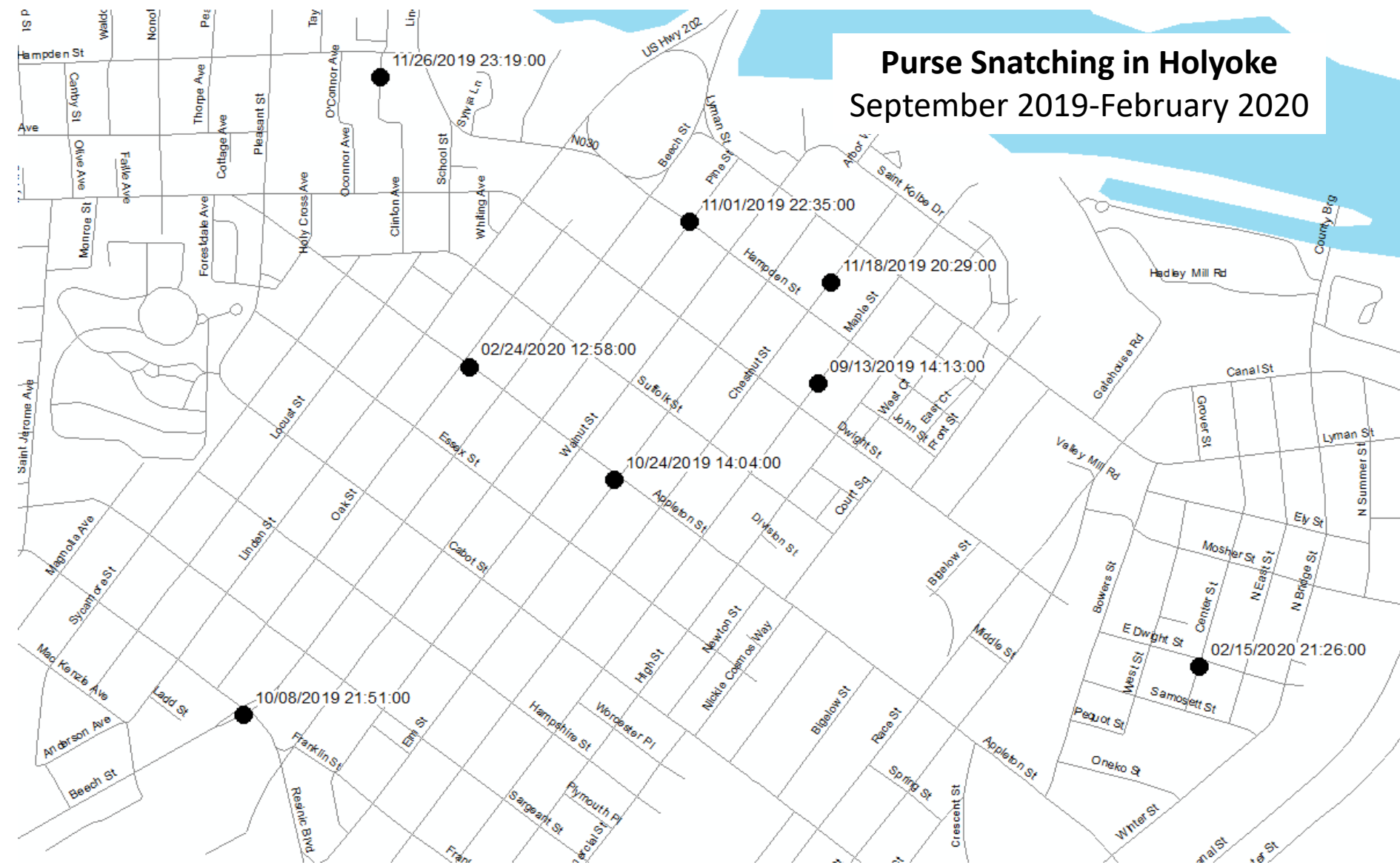
September 2018-September 2019

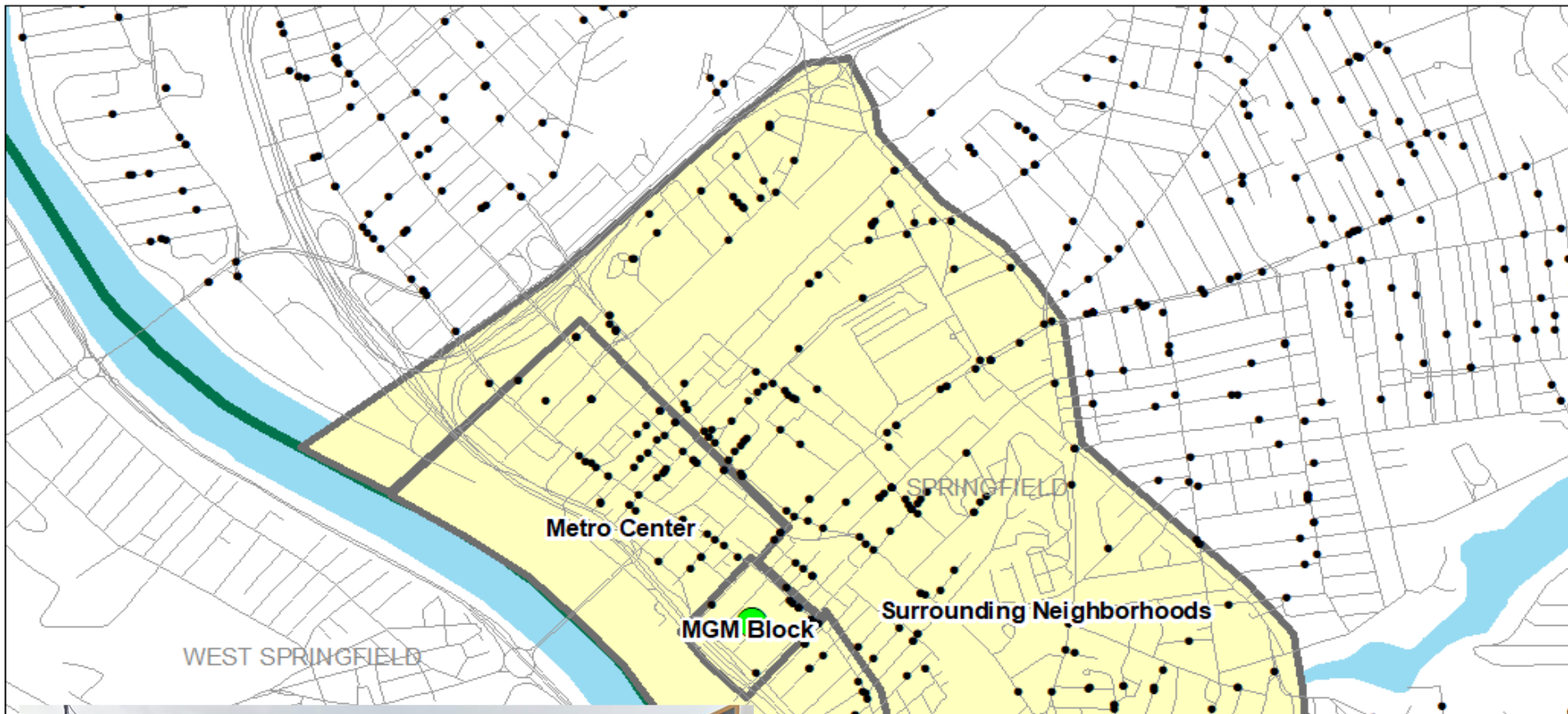


Purse Snatching in Holyoke September 2018-September 2019

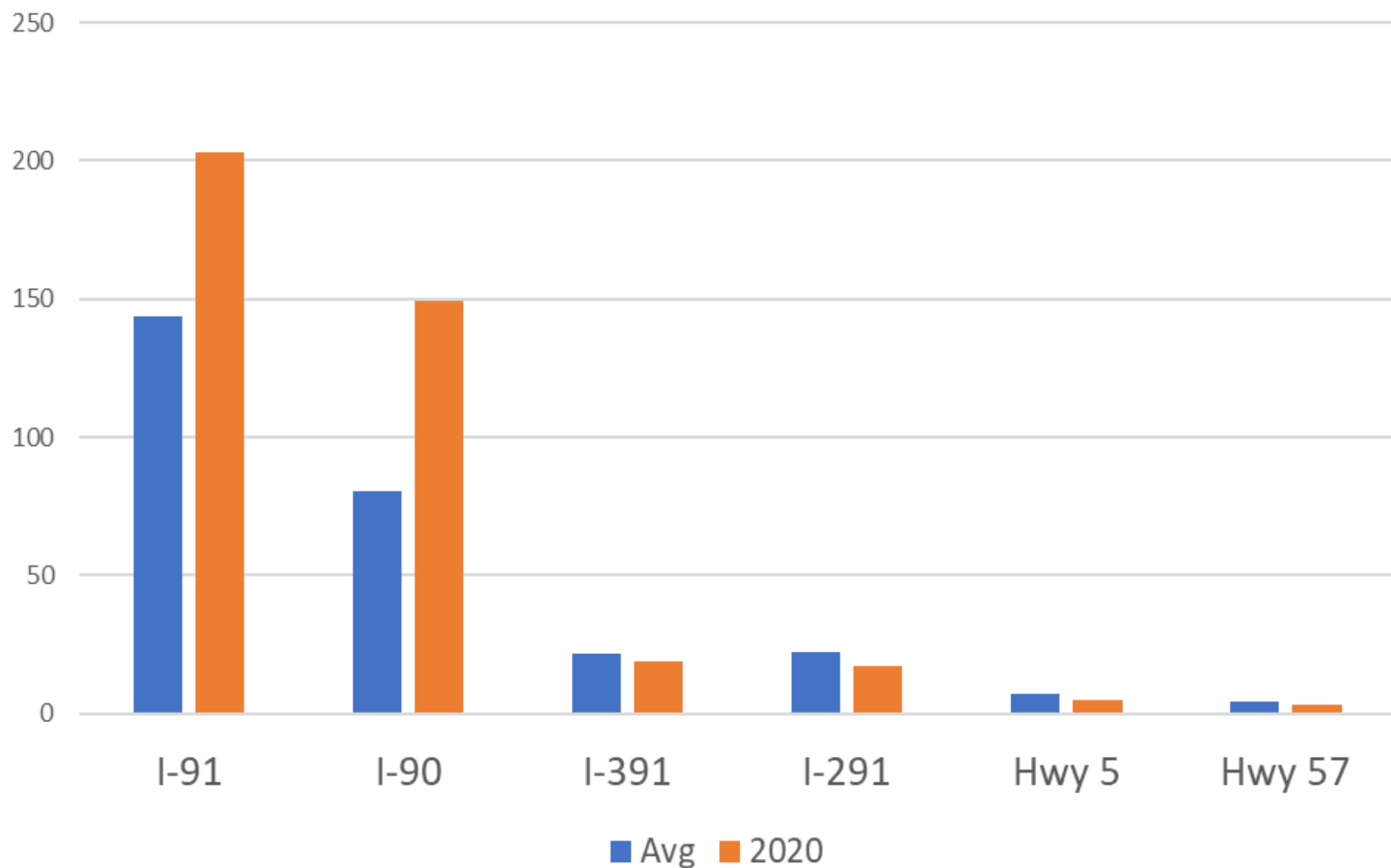


Purse Snatching in Holyoke September 2019-February 2020





Traffic Complaints on Area Highways







Drunk driving evidence

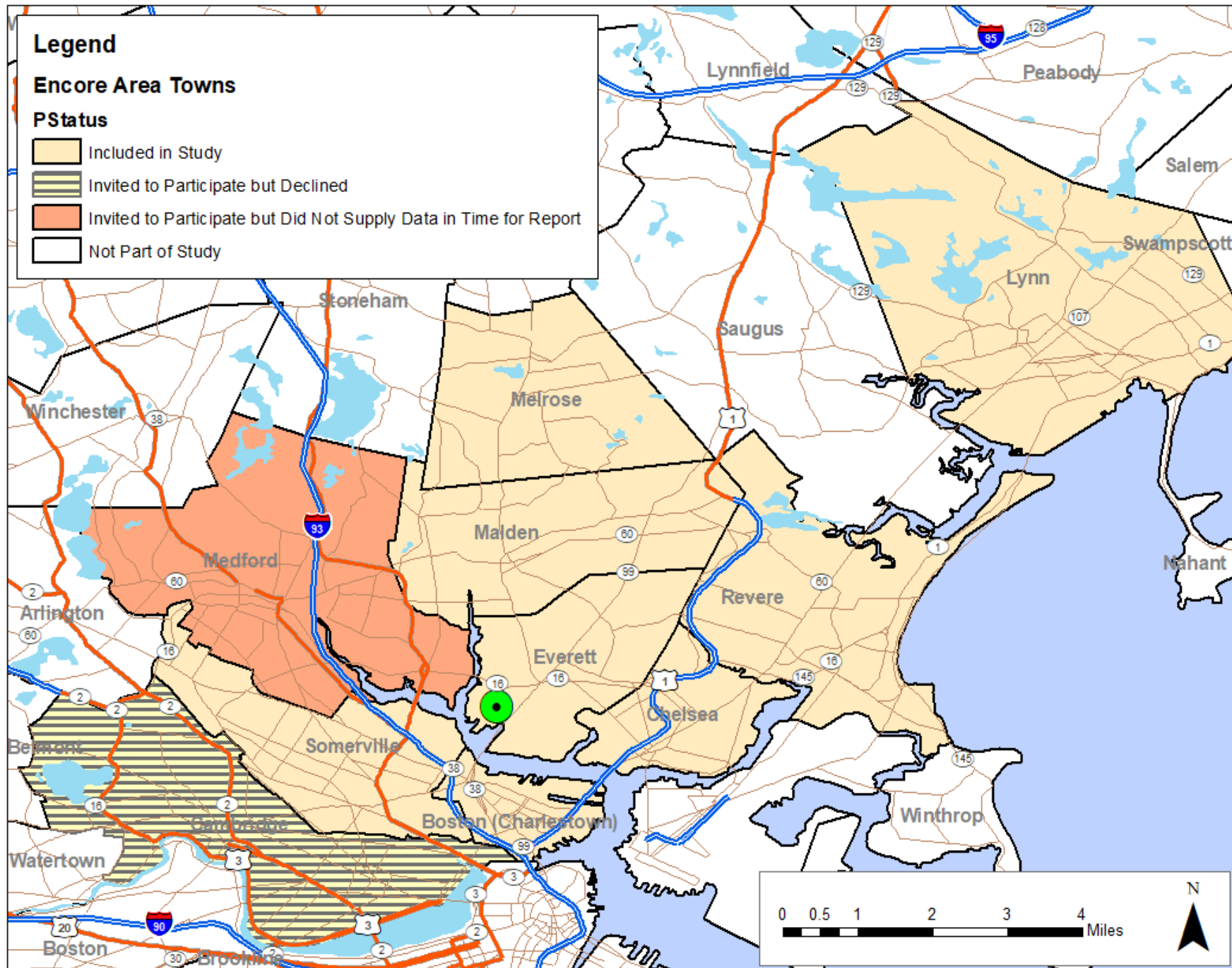
- Many communities reported increases in arrests, particularly in early months of 2020
- Crashes with drunk driving offense are *slightly* high
- MGM appears 7 times amid “last drink” adjudications

Legend

Encore Area Towns

PStatus

-  Included in Study
-  Invited to Participate but Declined
-  Invited to Participate but Did Not Supply Data in Time for Report
-  Not Part of Study



General Trends

July 2019 – February 2020

Thefts from vehicles higher in Boston and Everett.

- Not so much “high” as not as low as trend predicted
- Both patterns continued into COVID period

Statutory rape: high in Chelsea, Somerville, Lynn.

Prostitution: high for region based almost solely on Lynn figures.

Liquor laws high in Lynn (crimes) and Everett (calls)

Melrose saw increase in assault, drugs, fraud at **Melrose-Wakefield Hospital**.

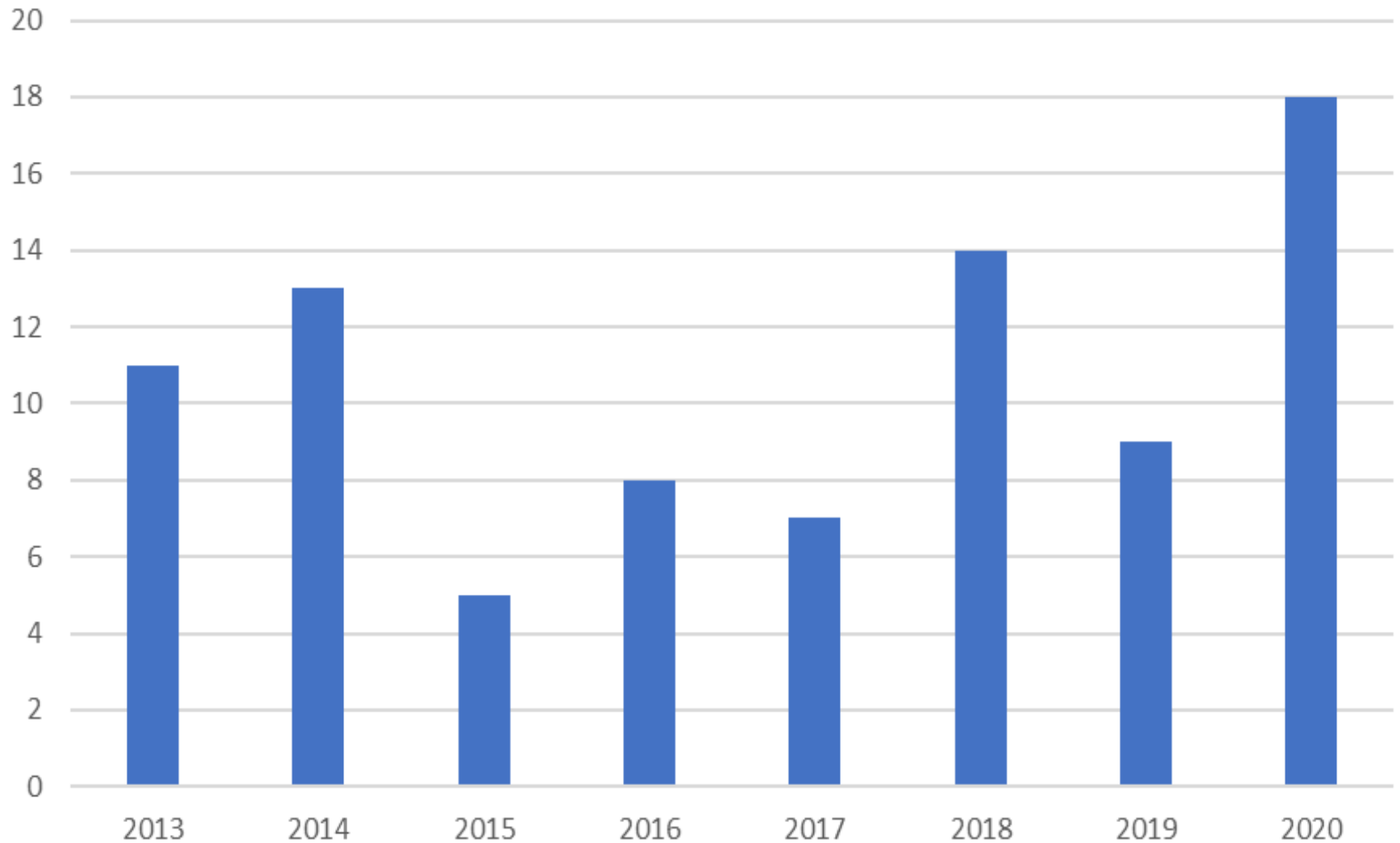
Some evidence of general increase in calls in areas north and east of casino

Other crimes, calls, collisions all normal.

Thefts from vehicles in Charlestown, July 2019-February 2020



Incidents at Melrose-Wakefield Hospital, July-February





A map of the Boston Harbor area, including parts of Dorchester, South Boston, and Boston. Three regions are highlighted with thick blue outlines. The top region is a small area near Everett and Bone Up Brewing Co. The middle region is a large area along the harbor, including Target, Costco, and The Home Depot. The bottom region is a large area along the harbor, including McDonald's, Mike's Roast Beef, and TGI Fridays. Three orange callout boxes point to these regions, each containing a list of crime types.

Absolutely
Nothing

Miscellaneous theft
Auto theft
Gen. property crime
Traffic complaints
Traffic collisions

Street assaults
Drunk driving
Suspicious activity
General call increase

Drunk driving evidence

Everett's arrests for drunk driving were up by more than 100% during first 8 months

- Went down 50% during closing

17 incidents in drunk driving arrests *reported as crashes* (+467%)

- Went down 75% during closing

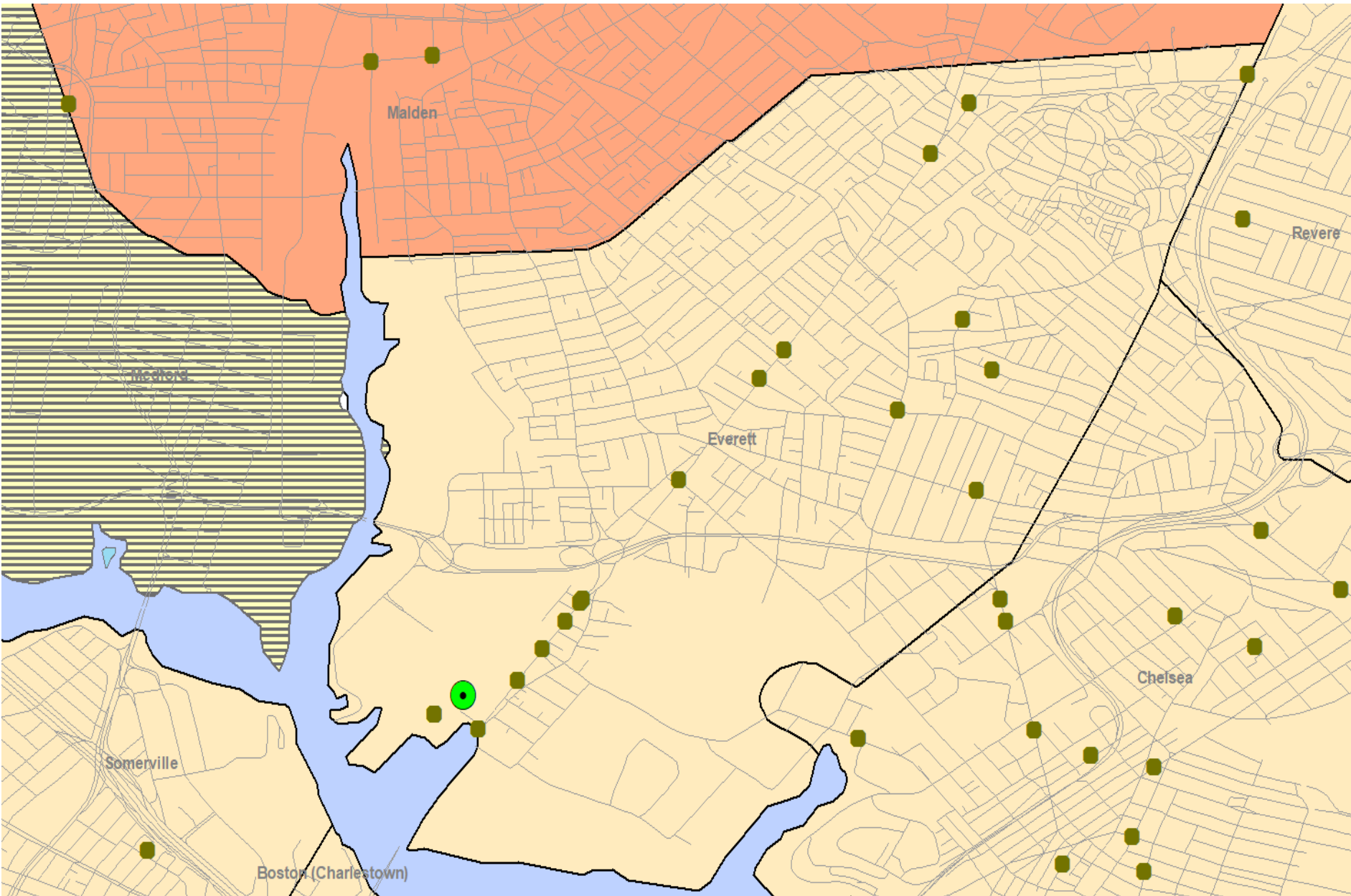
Concentration of incidents on Broadway Street

- But Everett PD reports no “last drinks” at Encore

EBH listed as “last drink” location by 7 drunk drivers adjudicated in 2019-2020

All other communities normal in statistics.

Crashes caused by drunk driving, July 2019-February 2020



COVID Closures: March-June

Category	MGM Area	EBH Area
Violent Crime	-28%	-16%
Property Crime	-9%	0%
Crashes	-51%	-43%

Percentages are compared to predicted location on trendline.

Encore Area Limited Reopening (July-December)

Violent crime still very low

Thefts from vehicles still high (Boston and Revere)

Miscellaneous theft, fraud, credit card fraud, identity theft all high

Collisions still down (-27%)

No comparative data yet from other agencies

Next steps

Try for more data

- Malden
- Medford
- Boston calls for service and crashes

Better method of reporting incidents at the casino

Create model to figure out how to analyze COVID-era dataset once statewide NIBRS data is available in the summer

Multi-area drunk driving analysis

Thank You!

Christopher W. Bruce

Crime analyst consultant to the
Massachusetts Gaming Commission

978-853-3502

cwbruce@gmail.com