



Public Safety Subcommittee Meeting
October 11, 2017 @ 10:00 a.m.
101 Federal Street, 12th Floor, Boston, MA 02110

Public Meeting #5:

1. Welcome/Opening Comments – Gayle Cameron, Commissioner MGC
2. Approval of Minutes: January 25, 2017- **Vote**
3. Presentation by Attorney General Patrick Hanley on “*Illegal Gambling in Massachusetts*”.
4. Presentation by Christopher Bruce, Consultant in Crime Analysis and Data-Driven Policing on “*Plainridge Park: Update on Effects on Crime and Police Activity*”.
5. Presentation by Lieutenant Brian Connors and Sergeant Tim Babbin on “*An Overview of Criminal Activity at Plainridge Park Casino*”.
6. Next Steps

I certify that on this date, this Notice was posted as “Public Safety Subcommittee Meeting” at www.massgaming.com and emailed to: regs@sec.state.ma.us and melissa.andrade@state.ma.us.

10-6-17

Date:



By: Gayle Cameron, Commissioner

Date Posted to Website: October 6, 2017



Massachusetts Gaming Commission



PUBLIC SAFETY SUBCOMMITTEE Minutes

Draft

Date/Time: October 11, 2017 – 10:00 a.m.

Place: Massachusetts Gaming Commission, 101 Federal Street, Boston, MA

Members Present:

Gayle Cameron, Chair
Jennifer Queally
Patrick Hanley
Gina Masotta

Chief Steve Wojnar
Michael Morrissey
Peggie Krippendorf
Brian Canavan

Members Absent:

Dana Pullman
Dermot Quinn

Attendees:

Mark Vander Linden
Mary Thurlow
Maryanne Dooley

Christopher Bruce
Loretta Lillios
Karen Wells
Jennifer Fitzgerald

Enrique Zuniga
John Ziemba
Tim Babbin

Call to Order

The Chair welcomed the members and called the meeting to order at 10:05. The Chair discussed a recent meeting held in Springfield and how positive a meeting it was with the Task Force and State Police.

The first item on an agenda is approval of minutes. Assistant Attorney General Hanley moved to approve the minutes and District Attorney Morrissey seconded the approval of the minutes for the January 25, 2017 meeting. The members unanimously voted to approve.

Next the Chair welcomed Pat Hanley and Gina Masotta from the Office of the Attorney General to present on the topic of ***“Illegal Gambling in Massachusetts”***. The presentation covered the primary criminal components of the Expanded Gaming Act and what types of criminal activities such as operating a casino game without a license, money laundering and enterprise crime are the focus of the law enforcement. It highlighted various illegal slot cases and the ongoing efforts to crack down on illegal gambling.

The Chair then introduced Christopher Bruce who is an internationally-recognized expert in police data systems and police data analysis. Mr. Bruce gave a presentation of his analysis of Plainridge Park’s first year on ***“Plainridge Park: Update on Effects on Crime and Police Activity”***. Mr. Bruce described the methodology used to analyze data and what data may trigger further analysis. He noted crimes in which a casino may have a relationship such as theft, robbery and fraud. Mr. Bruce further described potential troubling trends in which fraud, traffic issues, lost property and suspicious activities are involved and potentially are related to the presence of a casino.

Mr. Bruce introduced the type of work he does and how he interprets data and develops themes based on the data. He does not anticipate a lot of new crime and is excited that Foxboro is now a

part of the study. He noted that initially all of the record managements systems are different and are now being infused into a common data base.

Calls for service were included in this study. Mr. Bruce compared data from prior to opening, and data directly from Plainridge in order to determine trends. He noted that some crimes are not easily connected to the casino and some crimes have no signs of a casino relationship.

Mr. Bruce found that focus on traffic incidents was debatable among police as some say it was just the result population growth in the area. Areas of crime that increased the most have to be untangled from the data and coding input by the police. It was noted that some corrections may skew numbers.

Credit card fraud was the next topic of conversation. Mr. Morrissey noted that it was not the theft of credit cards but the increase in stolen cards used in area. He noted that a credit card fraud report often is filed in the hometown of the victim, although a credit card may have been stolen elsewhere. Cards may be used locally for food, liquor and cigarettes. Mr. Morrissey noted that the credit cards are not being used at the casino but may be used elsewhere for lower detection and lower arrests. Chair Cameron noted that in discussions with the police chiefs, the chiefs do not see this issue as related to the casino and that these appear to have no direct correlation.

Mr. Wojnar noted that issues in MGM and Wynn will be different, as each have a different environment, a city vs. the more isolated area around Plainridge Park.

Mr. Morrissey noted there are no pawn shops in Plainville.

It was noted that fraud and identity theft had increased overall. Chair Cameron noted that some Chiefs believe increases in domestic violence are related to drug usage and are sometime related to consequence of drug arrests. Ms. Quelly noted that heroin users are not known for fighting in comparison to those in alcohol related arrests.

Mr. Bruce mentioned that it takes a while for numbers from the state to reach him. Mr. Bruce looks forward to two-year report and to starting the baseline report on MGM Springfield.

Next on the agenda is Sergeant Tim Babbin presenting on "***An Overview of Criminal Activity at Plainridge Park Casino***". Sergeant Babbin noted that Plainridge Park policing is 24/7 with 11 State Police and 2 Plainville police working jointly. He described the unique challenges presented by casinos in general, such as, maintaining a safe environment; electronic voucher theft; money laundering through use of the slot machines; intoxicated patrons; and the use of counterfeit currency. He noted that on the floor of the casino there are only plain clothes police.

Chair Cameron noted that now all 12 communities in Western Massachusetts have agreed to participate in the study.

Attorney Lillios asked how does Christopher Bruce get information regarding coding? The information does not include a narrative as that includes personal data. One can't necessarily go by code. Any control put in place, narratives help a lot; comparison data from other communities; sometimes same themes which would mean not related to casino; reports urged to include description of casino where language used.

Mr. Morrissey noted that it is critical that bad habits regarding coding and related administrative work need to be remedied to ensure accurate statistics.

Lieutenant Babbin noted that casinos are like small towns as there may be narcotics, intoxication, counterfeit currency; etc. He noted that the police are prepared for just about any incident that could occur including dealing with overdose victims with Narcan.

Chair Cameron asked about crime apprehension. Officer Babbin noted that it was around 90%; there are no uniformed officers on the casino floor, only on the track side of the facility.

There being no further business,

Chair Cameron closed the meeting at 11:30 a.m.

List of Documents and Other Items Used

1. Notice of meeting and agenda
2. Membership of the Public Safety Subcommittee
3. Minutes from the January 25, 2017 meeting
4. Presentation on “*Illegal Gambling in Massachusetts*” by Pat Hanley & Gina Masotta, Office of the Attorney General
5. Presentation on “*Assessing the Impact of Gambling on Public Safety in Massachusetts - An Analysis of Plainridge Park’s first 18 months*” by Christopher Bruce, Crime Analysis Consultant

DRAFT

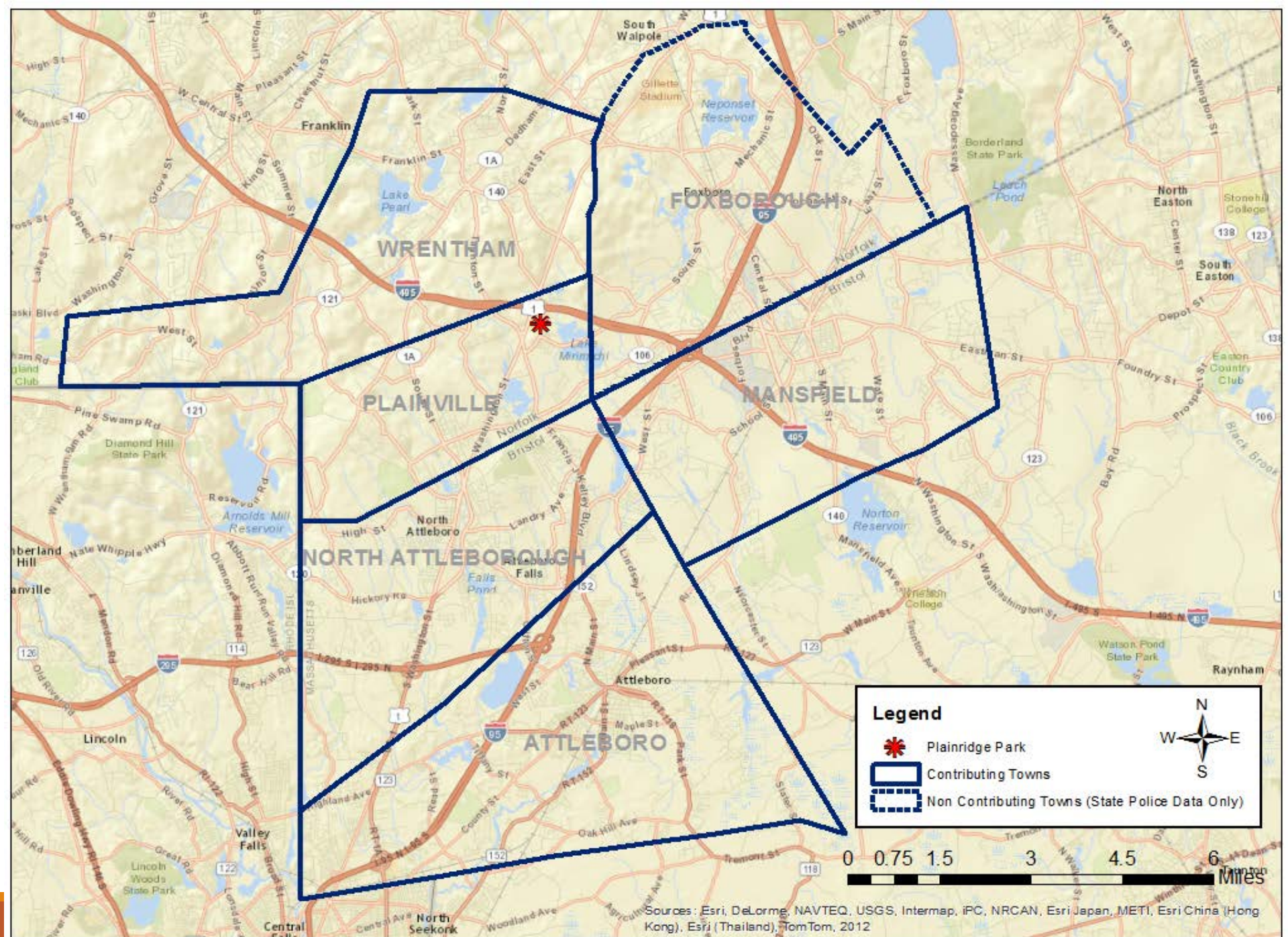
Assessing the Impact of Gambling on Public Safety in Massachusetts

ANALYSIS OF PLAINRIDGE PARK'S FIRST 18 MONTHS

Christopher W. Bruce

Crime analysis consultant





Legend

-  Plainridge Park
-  Contributing Towns
-  Non Contributing Towns (State Police Data Only)



Sources: Esri, DeLorme, NAVTEQ, USGS, Intermap, IPC, NRCAN, Esri Japan, METI, Esri China (Hong Kong), Esri (Thailand), TomTom, 2012

Methodology

Data collected from records systems of Plainville, Attleboro, Foxborough, Mansfield, North Attleborough, Wrentham

Merged and translated into common database.

Period of July 2015 - December 2016 compared against past periods since 2010. Unusual changes noted.

Any category significantly higher than normal fully analyzed with collected data, plus narratives from samples of reports

incnum	agency	dtreceived	IncidentType	OrigIncidentType	Street
15-15178	Mansfield	07/12/2015 18:38:00	Crime Enforcement		SCHOOL ST
2015000005935	Wrentham	07/12/2015 18:37:43	Traffic Collision		Washington Street
2015000018989	North Attleboro	07/12/2015 18:32:58	Domestic Dispute	Domestic	SOUTH WASHINGTON S
15072062	Attleboro	07/12/2015 18:31:54	Building Check	SEC CHK	OAKHILL AVE
2015000005934	Wrentham	07/12/2015 18:30:42	Disorderly		Premium Outlet Boulev
2015-0H3-003706	MSP	07/12/2015 18:30:00	Fire	Fire	RT 495 North, South of E
2015000003935	Plainville	07/12/2015 18:27:02	Lost Property	Lost and Found	Bacon Square
2015000005933	Wrentham	07/12/2015 18:26:57	Medical		Washington Street
2015000018988	North Attleboro	07/12/2015 18:26:12	Building Check	Building Check	HOMEWARD LN
15-15177	Mansfield	07/12/2015 18:26:00	Crime Enforcement		SOUTH MAIN ST
2015000005932	Wrentham	07/12/2015 18:25:54	General Service		Premium Outlet Boulev
2015000018987	North Attleboro	07/12/2015 18:25:29	Investigation	Investigation	SOUTH WASHINGTON S
15-15176	Mansfield	07/12/2015 18:17:00	Traffic Enforcement		MAPLE ST
2015-0H3-003705	MSP	07/12/2015 18:16:00	Road Conditions	Debris in Road	RT 295 South, South of E
15072061	Attleboro	07/12/2015 18:14:43	Suspicious Activity	SUSP PERS	PLEASANT ST
2015000018986	North Attleboro	07/12/2015 18:11:41	Traffic Collision	Accident NO/PI	CUMBERLAND AV

Signs of a casino relationship

Sign	Hypothetical example	Hypothetical opposite
Type of crime logically tied to activity at casino	Increase in robberies in surrounding area	Increase of thefts of property at schools
More offenders and victims from outside the local area	Increase in domestic dispute and violence calls at area hotels	Increase in domestic dispute and violence calls at area homes
Same category increasing in multiple agencies	3 of 5 communities see increase in thefts from cars	1 community reports increase in burglary while 4 report decreases
Complementary increases in related offenses	Theft, robbery, and fraud all increase in area	Only identity theft increases in area
Casino specifically mentioned by offenders/victims	Drunk drivers mention they were last drinking at casino	Serial burglar admits to stealing for heroin
Increase is spatially related to location of casino	Traffic collisions increase on Route 1 in Plainville, N. Attleborough	Traffic collisions increase on residential streets in Attleboro

Major findings

Violent crime up in area, property and total crimes down

Increases “likely” related to PPC:

- Credit card fraud throughout region
- Traffic collisions on feeder routes in several communities
- Disorderly conduct in Plainville (small numbers)
- “Lost property” calls in Plainville
- “Suspicious activity” calls in Plainville
- Traffic/parking complaints in Plainville and North Attleboro

Major categories/all communities: Avg/New (Z)

Category	Jul-Dec 15	Jul-Dec 16	18-month
Robbery	20/9 (-1.34)	20/13 (-0.84)	49/35 (-1.00)
Burglary	283/273 (-0.28)	283/140 (-4.05)	796/565 (-2.42)
Thefts from vehicles	182/130 (-1.49)	182/153 (-0.83)	487/374 (-1.42)
Auto theft	61/36 (-3.40)	61/40 (-2.85)	164/128 (-1.71)
Credit card fraud	52/108 (+6.75)	52/62 (+1.21)	168/238 (+4.66)
All violent crime	460/477 (+0.84)	460/493 (+1.63)	1325/1412 (+1.64)
All property crime	2090/2123 (+0.28)	2090/1618 (-4.03)	6030/5499 (-3.22)
Traffic collisions	2322/2591 (+1.92)	2322/2591 (+4.62)	6913/7499 (+2.64)

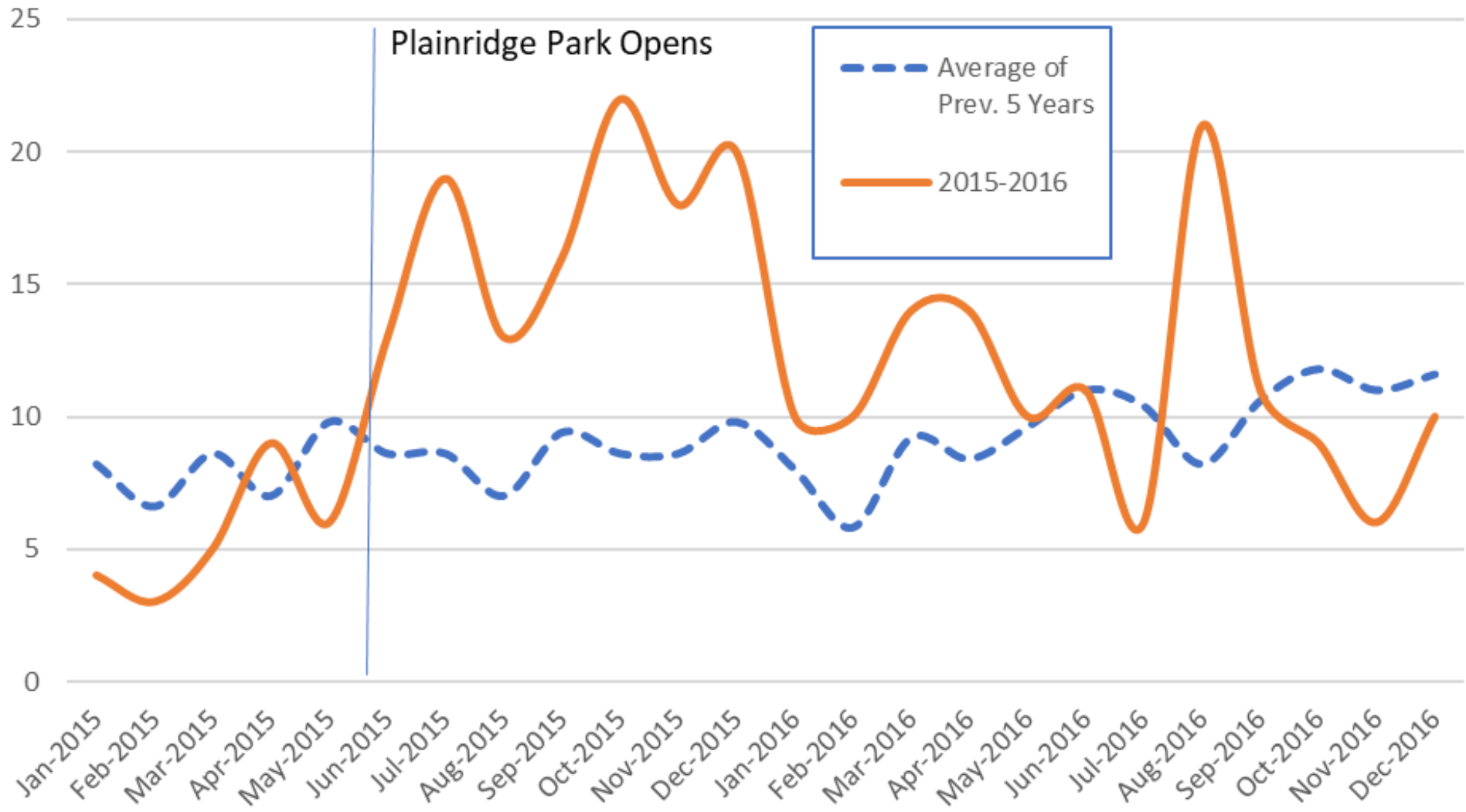
Most increased (18 months)

Area	Activity	Norm	New	Z	Opinion
Attleboro	Drunkenness	0.6	15	+18.0	Not related
North Attleborough	Fraud/Con Games	1.2	20	+9.7	Uncertain
North Attleborough	Family offenses	1.4	28	+9.5	Uncertain
Plainville	Vandalism	59.0	76	+6.5	Not related
All	Fraud/Con Games	214.0	268	+5.8	Uncertain
Wrentham	Lost Property	54.6	115	+5.5	Uncertain
Mansfield	Sexual Assault	12.8	15	+5.5	Not related
Wrentham	Stolen Property	2.8	12	+5.0	Unlikely
Foxborough	Lost Property	63.2	112	+4.8	Uncertain
Plainville	Disorderly	3.0	6	4.74	Certain
All	Credit card fraud	167.6	238	+4.66	Likely

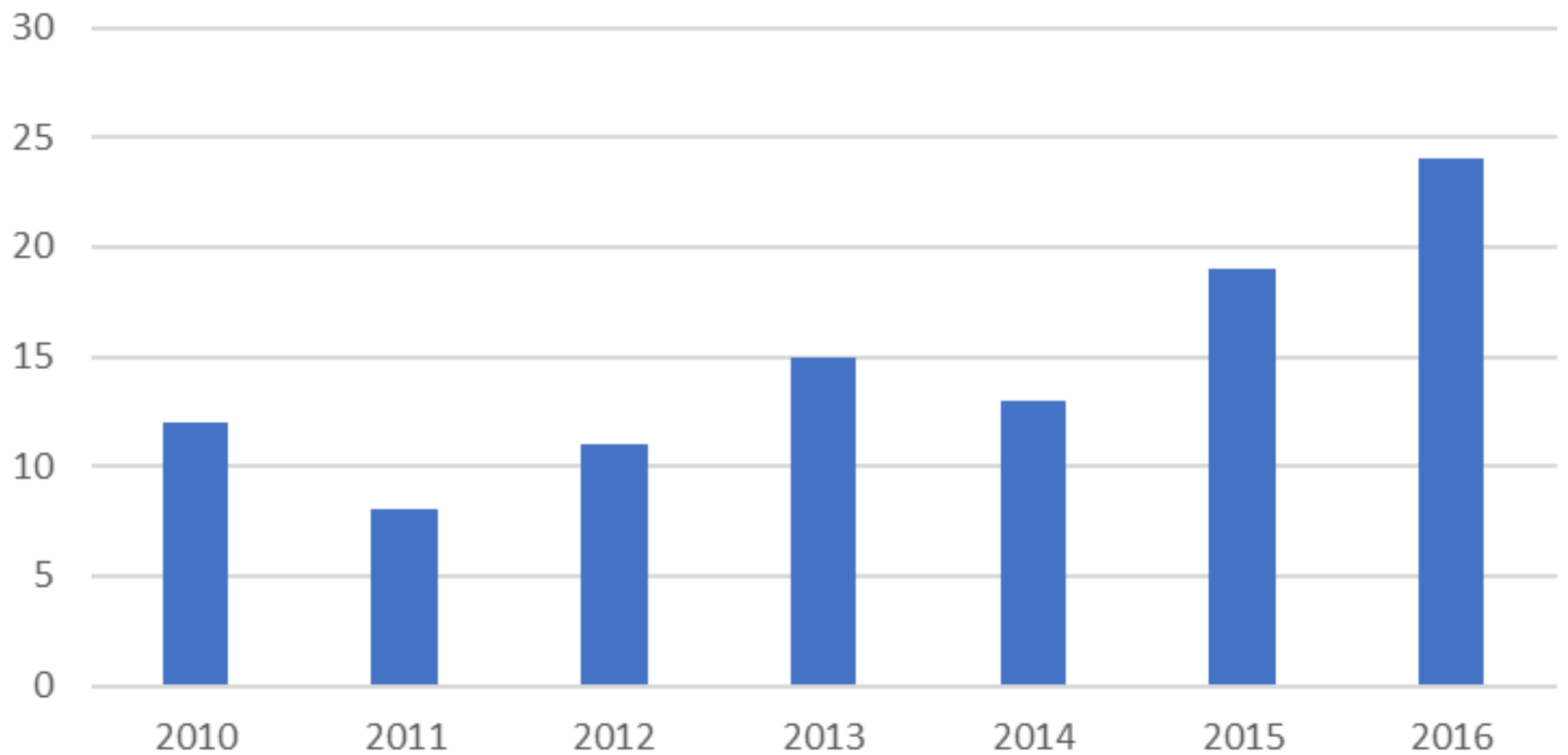
Most decreased (18 months)

Area	Activity	Norm	New	Z
Foxborough	Thefts from vehicle	4.4	1	-6.9
Foxborough	Burglary	112.8	79	-6.7
Mansfield	Family offenses	22.2	7	-6.6
Mansfield	Employee theft	2.6	0	-5.3
Plainville	Burglary	46.8	24	-4.8
Wrentham	Drunkenness	16.0	8	-4.8
Mansfield	Drunkenness	767.0	493	-4.2
Foxborough	Simple Assault	169.6	123	-3.9
All	Other theft	1600.0	1282	-3.5
North Attleborough	Medical Aid	507.0	337	-3.4
Mansfield	Threats	79.4	50	-3.3

Credit Card Fraud in the 6 Communities



Percentage of Illegal Credit Card Usage in 6 Communities for Food, Liquor, or Cigarettes (est. from Sample)



Troubling trends (non-PPC)

Increases in fraud

- Telephone scams in particular
- Overpayment in online purchases
- A lot of mis-coding in this category

Increases in identity theft

- High in 2015 but got better in 2016
- Mirrors state increase

Increases in domestic simple assault and “family offenses”

Wrentham: Premium Outlets

Comparison communities

Area	Communities	Population (2010)	Square Miles	2014 IBR Total
Study	Plainville, Attleboro, Foxborough, Mansfield, North Attleborough, Wrentham	131,401	122.9	3,924
Comp 1	Berlin, Hudson, Marlborough, Northborough, Shrewsbury, Southborough, Westborough	139,230	124.9	3,519
Comp 2	Canton, Dedham, Norwood, Randolph, Westwood	121,622	62.4	3,953
Comp 3	Bedford, Concord, Lexington, Lincoln, Waltham, Weston	140,638	102.2	2,910

Changes, July 2015-December 2016

Measure	Study Area	Comp 1	Comp 2	Comp 3	All Comparison	All MA
Aggravated assault	-8%	+1%	+2%	-12%	-3%	0%
Simple assault	+18%	-15%	+1%	-19%	-11%	-7%
Robbery	-20%	-17%	-21%	-51%	-30%	-17%
Burglary	-28%	-31%	-37%	-35%	-34%	-33%
Auto Theft	-26%	-13%	+6%	-22%	-6%	-7%
Counterfeiting/Forgery	+4%	-19%	+7%	+31%	+4%	-11%
Credit Card Fraud	+51%	+41%	-16%	+2%	+2%	+11%
Fraud/Con Games	+22%	+6%	+35%	+34%	+25%	+7%
Identity Theft	+79%	+73%	+74%	+113%	+79%	+18%
All Fraud/Forgery	+39%	+25%	+25%	+45%	+27%	+7%
Theft from a Vehicle	-21%	-11%	-19%	-24%	-18%	-24%
Drug Offenses	-5%	-30%	-23%	-19%	-24%	-9%

Upcoming reports and events

October 2017: quantitative comparative analysis

December 2017: two-year report

Spring 2018: Baseline report for Springfield area

Thank You!

Christopher W. Bruce

Trainer and consultant in crime analysis and
data-driven policing

978-853-3502

cwbruce@gmail.com