

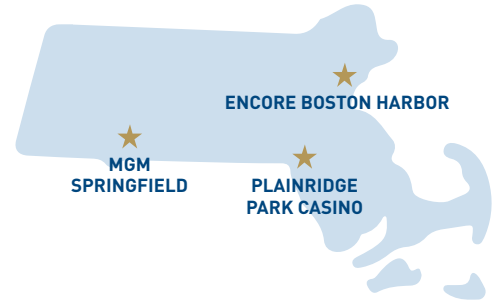


# CASINO INDUSTRY IMPACT REPORT 2017

WORKFORCE, BUSINESS, AND DIVERSITY IMPACTS

## OVERVIEW

In 2017, Plainridge Park Casino had been operating over a year, having opened June 2015. MGM Springfield and Encore Boston Harbor had both broken ground and were under construction. Both the operations and construction phases of the three casinos contributed significantly to the workforce opportunities and economic impacts for Massachusetts residents and business owners, as well as minority, veteran, and woman employees and business owners.



## INDUSTRY JOBS IMPACT

**JOB CREATION** The impact the casinos had on the workforce during 2017.



2017 Construction\*  
**6,329 JOBS**

+



2017 Operations\*  
**716 JOBS**

=

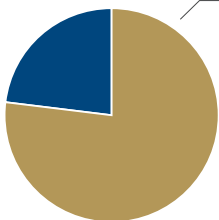
**OVER 7,000**

people found work within the industry

\* 2017 Construction: During 2017, both MGM Springfield and Encore Boston Harbor were under construction. \* 2017 Operations: Inclusive of all 3 licensees, although MGM and EBH had not yet opened.

## MA RESIDENT WAGES\*

**OVER \$18.7 MILLION**



That's over **77%** of the  
**\$24,380,083**  
total wages paid

## MA EMPLOYMENT

The total number of permanent employees (not including construction) who were living in MA upon hire.



**473**  
MA residents  
employed out of  
**716**  
Total jobs

\* MA Resident Wages reported for casino operations salaries/benefits only. Not inclusive of wages paid out to construction workforce.

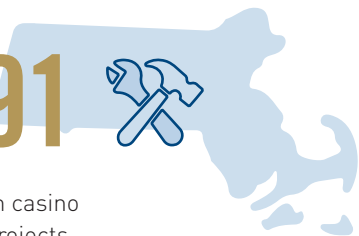
## INDUSTRY JOBS IMPACT CONT.

### CONSTRUCTION EMPLOYMENT

**4,891**



MA residents on casino construction projects



**OVER 2.6 MILLION**  
TOTAL PROJECT HOURS LOGGED IN 2017

That's over **51,000** hours per week!

**WORKFORCE DIVERSITY** With one casino operational and two under construction, 80% of permanent casino employees and 34% of the construction project workforce were composed of minorities, veterans and women.

#### Operations



**576**

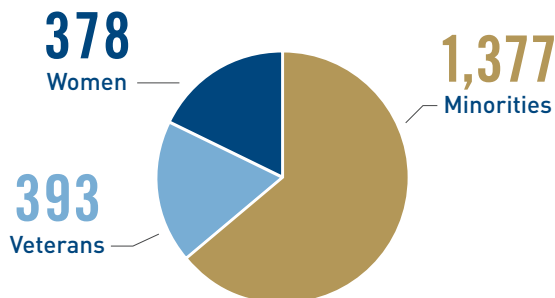
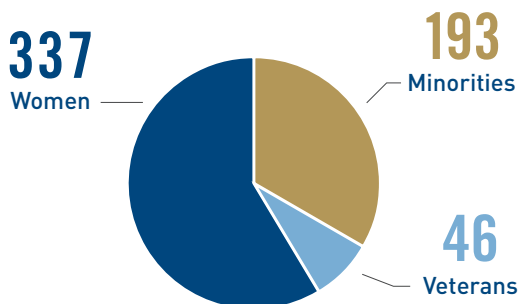
Minorities, Veterans and Women working in casinos

#### Construction



**2,148**

Minorities, Veterans and Women on construction projects



## INDUSTRY ECONOMIC IMPACT ON BUSINESS

**MA VENDOR/SUPPLIER SPEND** The impact on local businesses serving the casino industry.

**OVER \$617.7 MILLION**  
SPENT WITH MA BUSINESSES IN 2017



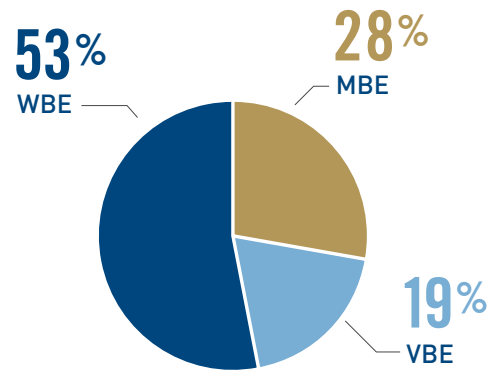
## INDUSTRY IMPACT ON DIVERSE-OWNED BUSINESS

**DIVERSE VENDOR SPEND** Casino spending with minority-owned (MBE), veteran-owned (VBE), and woman-owned (WBE) businesses.



# OVER \$174.8 MILLION SPENT WITH DIVERSE [MBE/VBE/WBE] VENDORS/SUPPLIERS IN 2017

Breakout of spend with  
**CERTIFIED DIVERSE  
BUSINESSES**



## PROGRAMMING IMPACTS

### SUPPORT FOR WORKFORCE AND DIVERSITY INITIATIVES

MGC provides grants, sponsorships and other funding to organizations in support of diversity and workforce development.



# \$347,109 TOTAL FUNDING BY MGC IN 2017

Organizations  
Supported

**12**

Grants

**\$207,000**

Campaign for  
Women in Construction

**\$125,000+**

Diversity Programs and  
Event Sponsorships

**\$14,000+**