

Assessing the Impact of Gambling on Public Safety in Massachusetts

ANALYSIS OF MGM SPRINGFIELD'S
FIRST YEAR

Christopher W. Bruce

Crime analysis consultant



Summary

MGM Springfield opened in August 2018. This report covers September 2018 through August 2019.

During the year, it was in the top two crime and call-for-service locations in the region, having the on-site impact roughly of a shopping mall.

Clear impacts on traffic issues and volume-based calls for service in the immediate area.

Possible ties to some property crime patterns.

Ominous trends in drunk driving.

Methodology

Data collected from records systems of Springfield, Agawam, Chicopee, East Longmeadow, Hampden, Holyoke, Longmeadow, Ludlow, Northampton, West Springfield, and Wilbraham

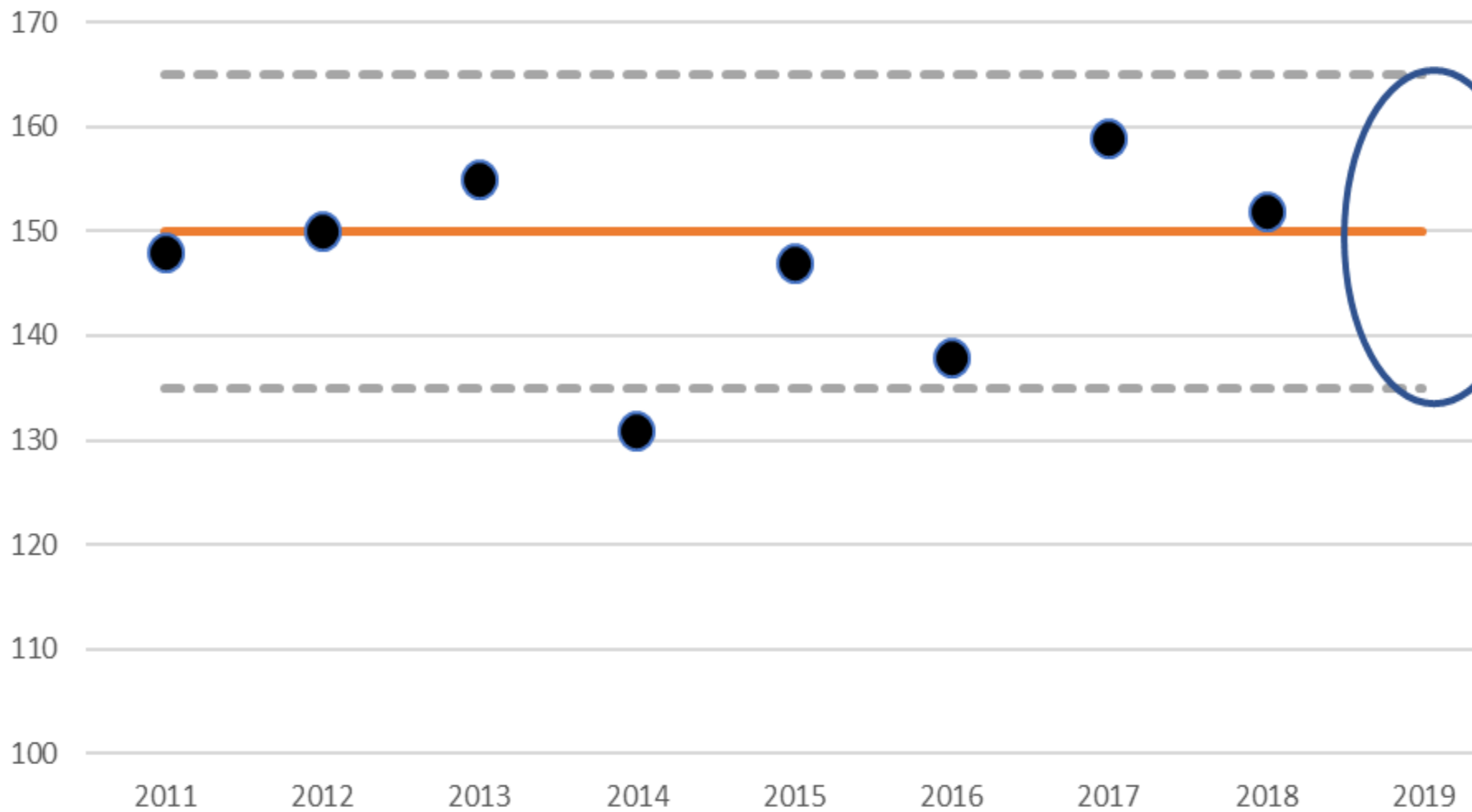
Merged and translated into common database.

Period of September-December compared against past periods since 2012. Unusual changes noted.

Different statistical methods used depending on whether crime already showed a trend.

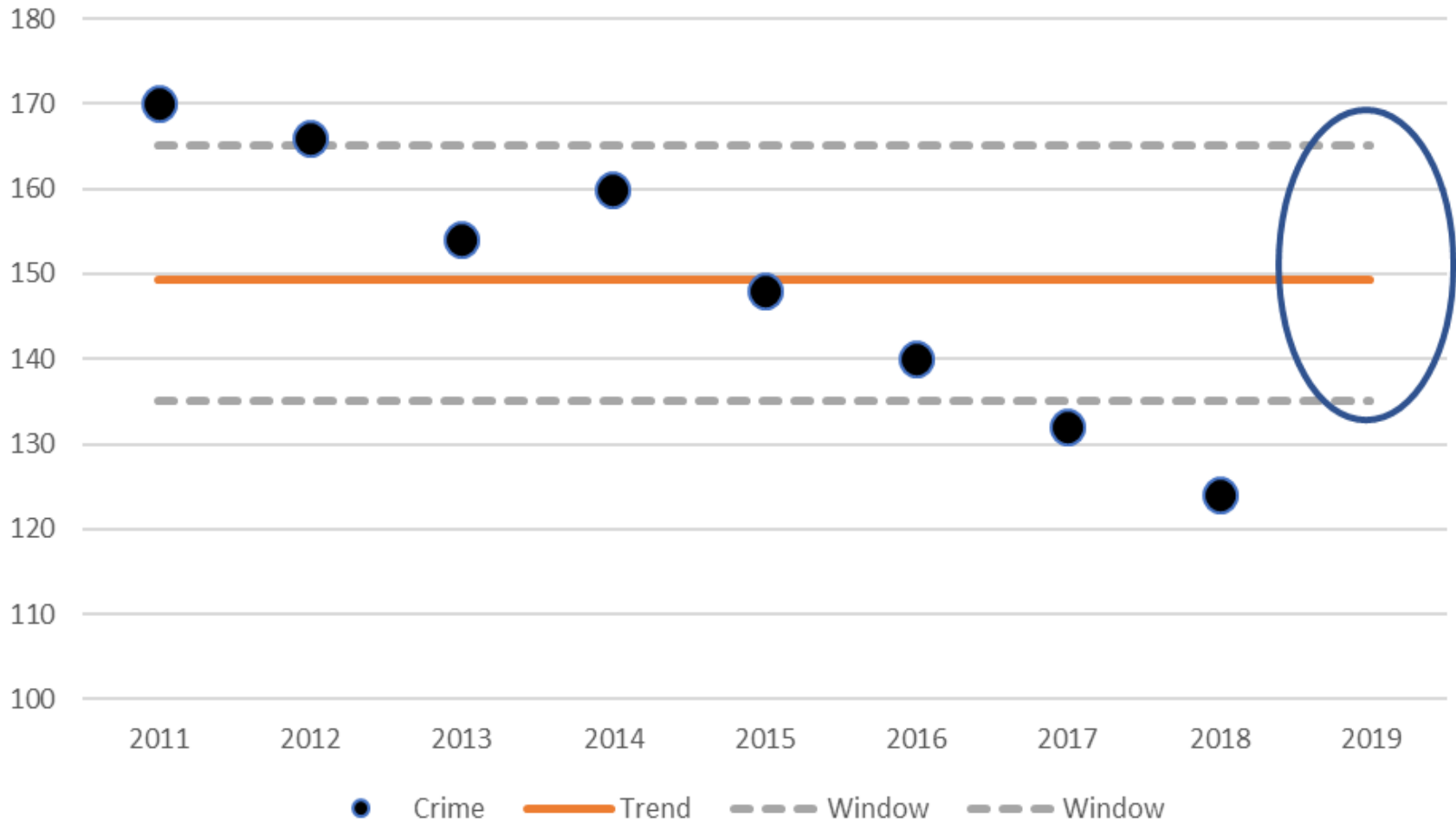
Any category significantly higher than normal fully analyzed with collected data, plus some questions back to participating agencies

Forecasting a Crime by Average and Standard Deviation

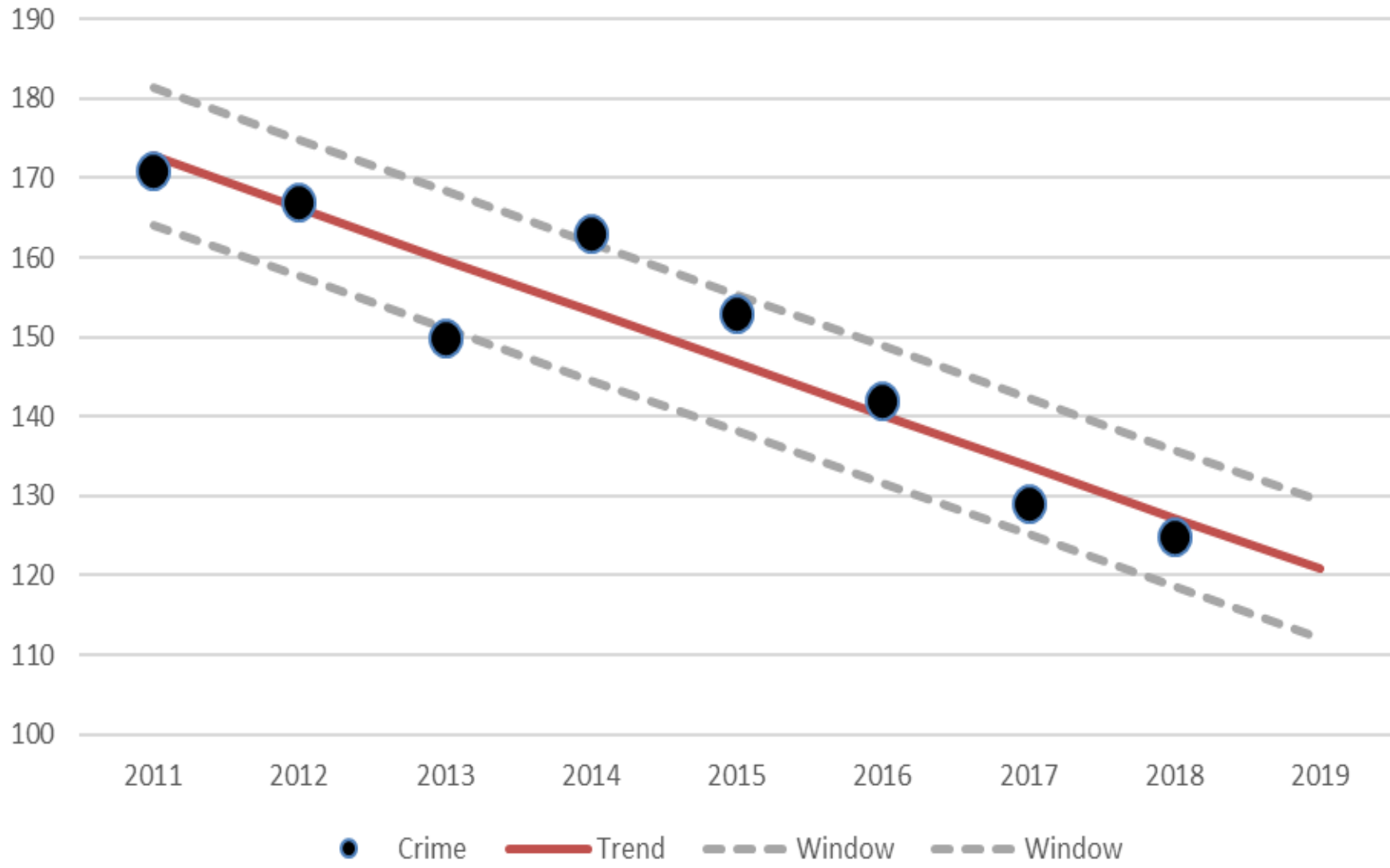


● Crime — Trend - - - Window - - - Window

Forecasting a Crime by Average and Standard Deviation



Forecasting a Crime with a Trend



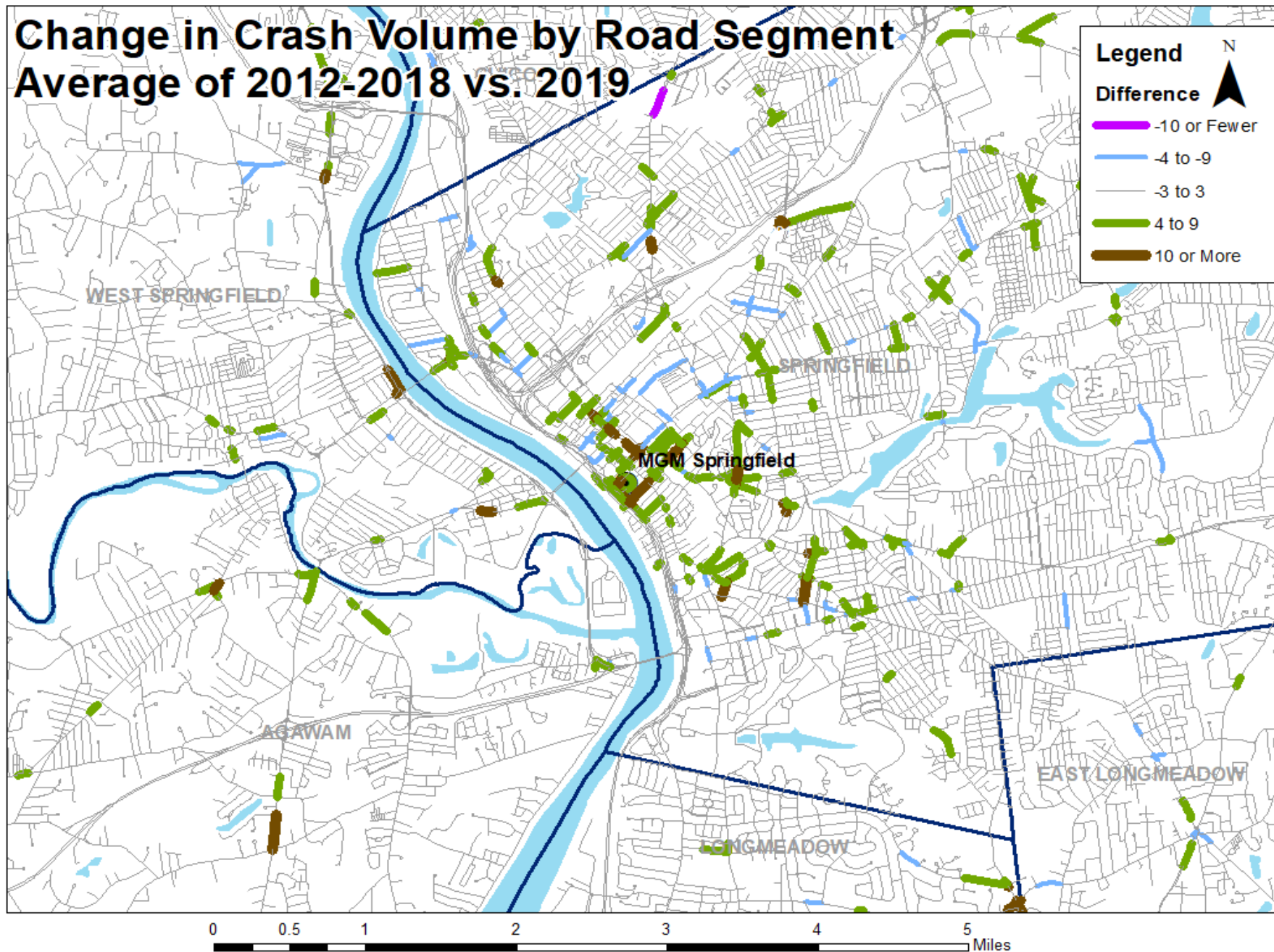
Crimes reported to Gotham, 1 September–31 August

Category	Pre-MGM Avg	Slope	Window Type	Pred. Window	Actual 2019	Result
Murder	5	0	C	3–7	5	Expected
Sexual Assault	65	-7	T	18–67	77	High
Kidnapping	18	0	C	16–20	23	High
Robbery	201	-21	T	75–215	163	Expected
Aggravated Assault	317	-15	T	205–334	331	Expected
Simple Assault	1065	-27	T	884–1093	1042	Expected
Threats	606	-8	C	569–643	536	Low
Arson	13	-2	C	2–24	5	Expected
Burglary	551	-112	T	161–367	310	Expected

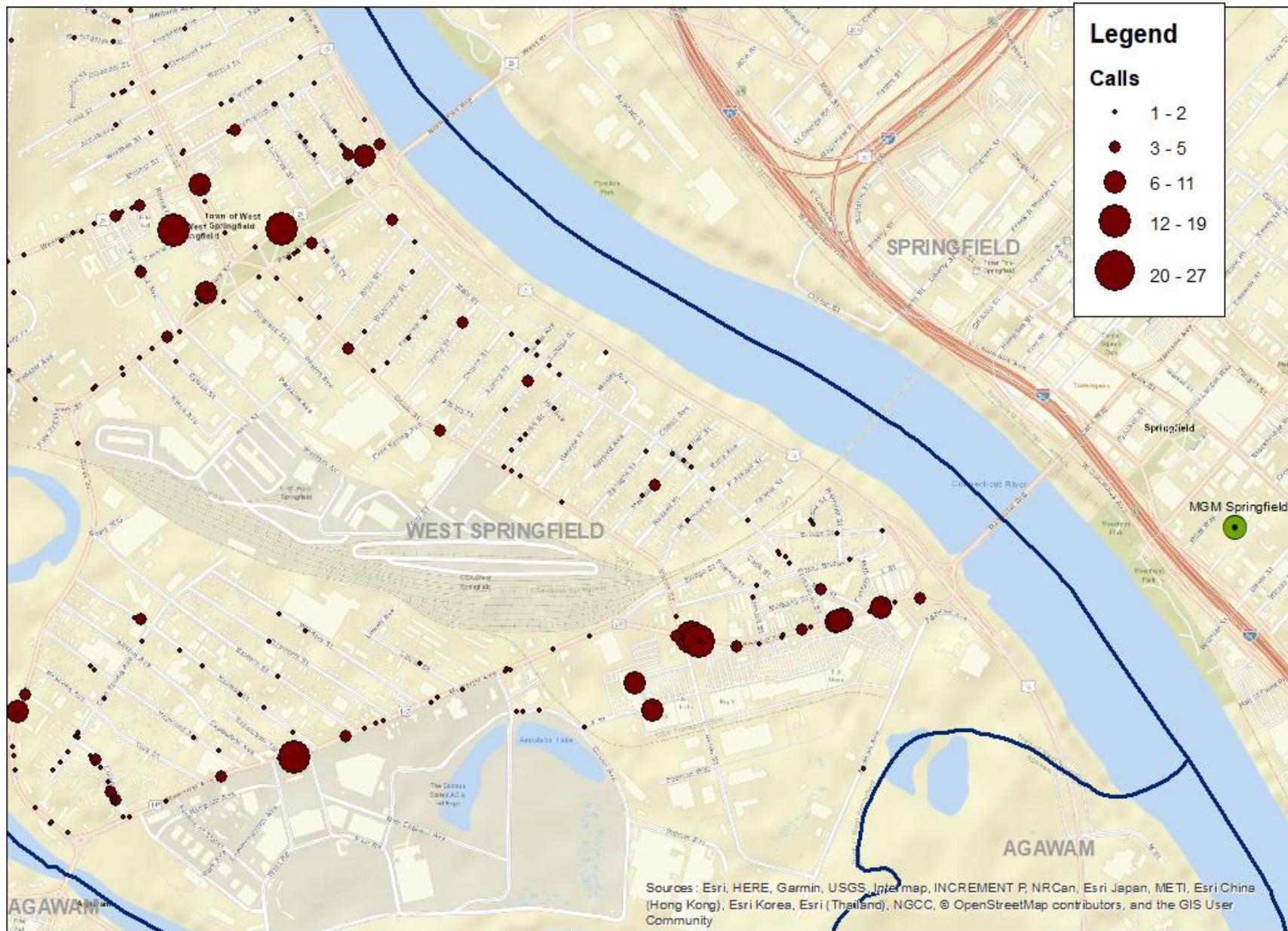
Signs of a casino relationship

Sign	Hypothetical example	Hypothetical opposite
Type of crime logically tied to activity at casino	Increase in robberies in surrounding area	Increase of thefts of property at schools
More offenders and victims from outside the local area	Increase in domestic dispute and violence calls at area hotels	Increase in domestic dispute and violence calls at homes
Same category increasing in multiple agencies	3 of 5 communities see increase in thefts from cars	1 community reports increase in burglary while 4 report decreases
Complementary increases in related offenses	Theft, robbery, and fraud all increase in area	Only identity theft increases in area
Casino specifically mentioned by offenders/victims	Drunk drivers mention they were last drinking at casino	Serial burglar admits to stealing for heroin
Increase is spatially related to location of casino	Traffic collisions increase near highway exits to and from MGM	Traffic collisions increase on residential roads in Hampden
Increase only happened in MGM area, not in control communities or statewide	Thefts from vehicles went up 20% in MGM area but went down 5% everywhere else	Identity theft increased 20% in MGM area but also increased 20% statewide

Change in Crash Volume by Road Segment Average of 2012-2018 vs. 2019



Suspicious Activity Calls in West Springfield September 2018 to August 2019



Similar “volume-based” issues

“Lost property” increase in Agawam and the State Police.

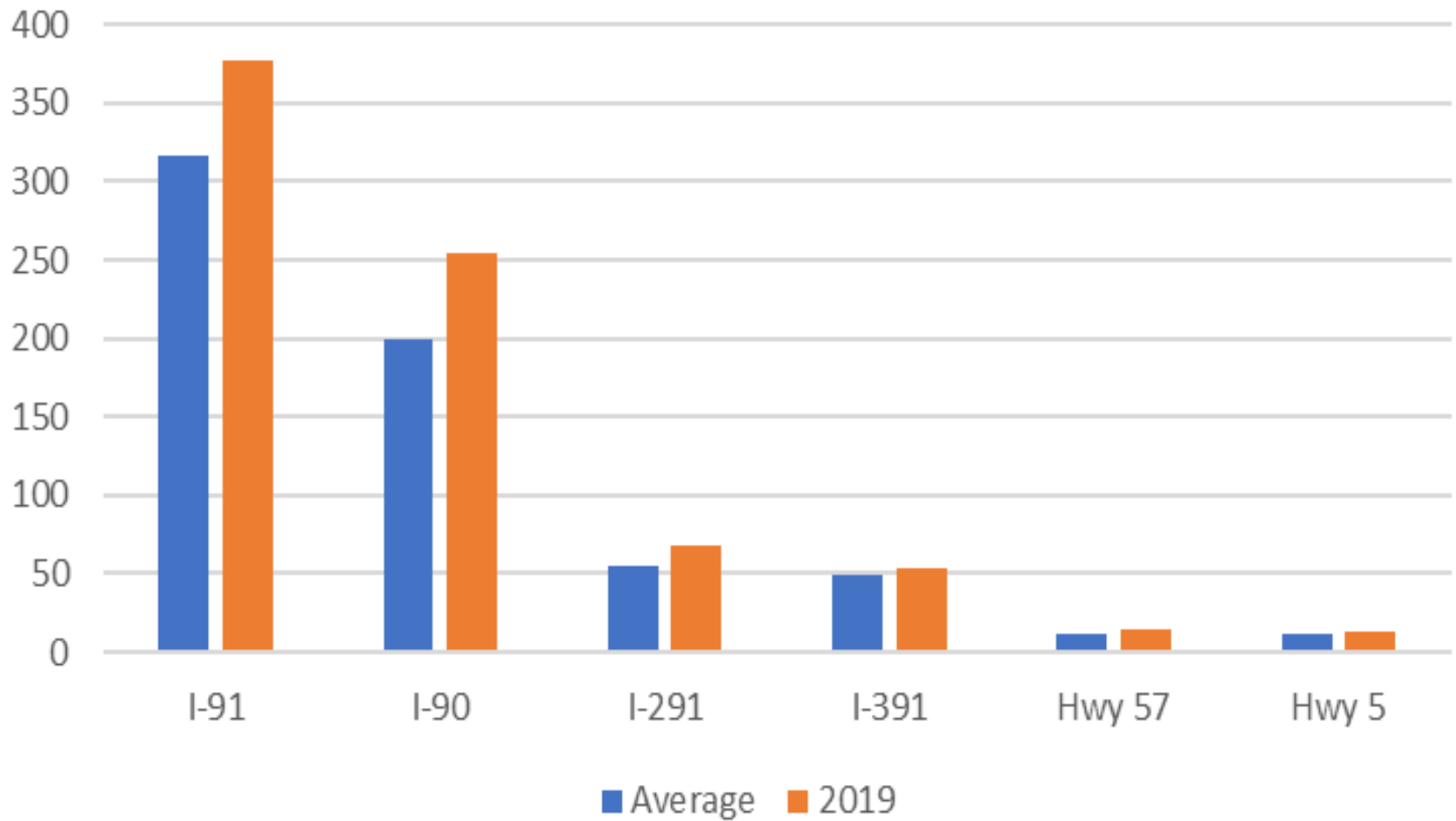
“Traffic complaint” increases in Agawam and Wilbraham and on state roads.

“Abandoned Vehicle” increases in Chicopee and Ludlow.

“Disturbance” calls to the State Police

“General service” calls to “assist motorists” reported to the State Police.

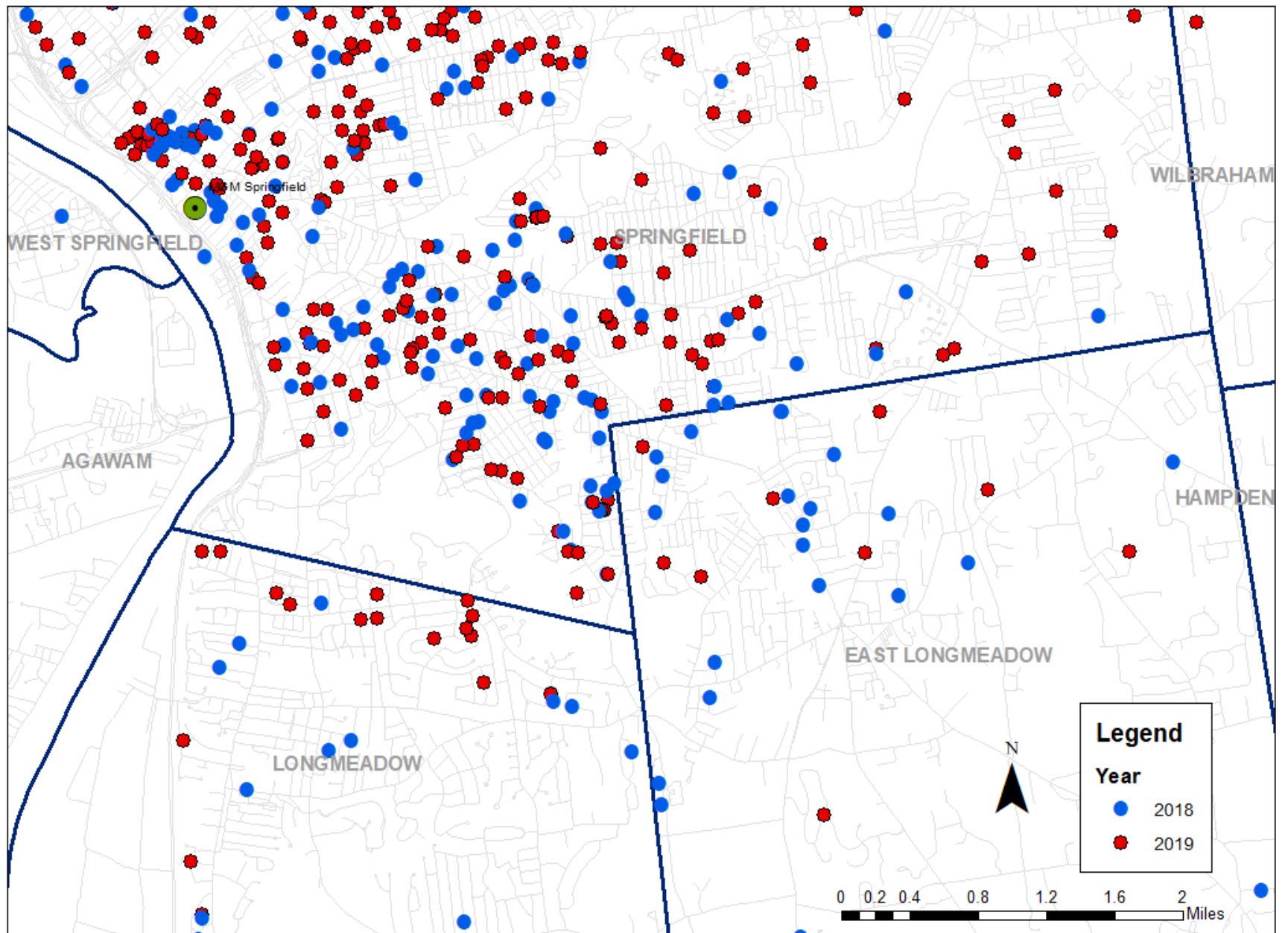
Traffic Complaints on Area Highways



Patterns possibly related

1. **Purse snatchings** in Springfield, Chicopee, and Holyoke
2. **Thefts from vehicles** in residential driveways in Springfield, Longmeadow, and East Longmeadow
3. **Fraud** (con games) throughout the region, particularly Springfield, Holyoke, Northampton, West Springfield.
4. **Shoplifting** increases in Chicopee, Holyoke, Wilbraham (intelligence points to organized retail theft rings).

Thefts from Vehicles at Residences



Probably not related

Increases in domestic assaults, domestic disputes in some communities.

Pornography increases in several communities (teenagers sending “selfies”)

Liquor law violations in several communities (evidence points to more traffic stops)

Extra gunshot complaints in Holyoke.

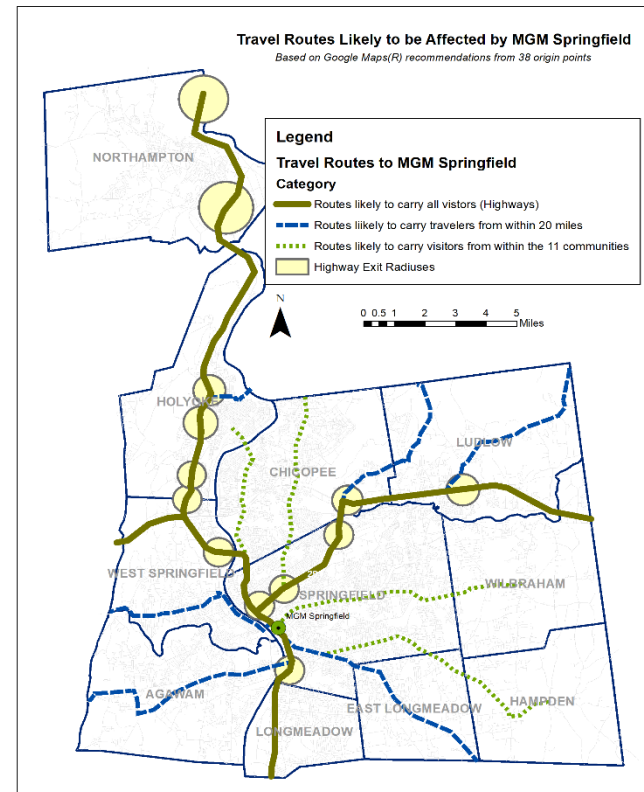
Auto theft increases in Northampton.

What did not happen

No increases at hotels, restaurants, bars, convenience stores, gas stations (except Pride station across from MGM)

No increase in “exit radiuses” to and from MGM.

No increase in the immediate areas around MGM. In fact, violent crime was unusually low in Metro Center and surrounding neighborhood.



Drunk Driving

ABCC reports MGM was the site of 7 “last drinks” in cases adjudicated 1 July 2019 to 30 January 2020, highest single location.

Agawam and Chicopee both had significant increases in drunk driving arrests (crime was otherwise lower than normal for the region).

Crashes that lead to a drunk driving arrests were up 122% for the region (53 in 2019 vs. average of 22).

Will try to get “last drinks” from agency records for next report.

Next Report

Full analysis of drunk driving

Comparison to control areas

Analysis of fraud cases

Comparative statistics for casino-specific crime

Thank You!

Christopher W. Bruce

Crime analyst consultant to the
Massachusetts Gaming Commission

978-853-3502

cwbruce@gmail.com