



**MassGaming Access and Opportunity Committee Meeting
NOTICE OF MEETING and AGENDA
May 9, 2017**

Pursuant to the Massachusetts Open Meeting Law, G.L. c. 30A, §§ 18-25, notice is hereby given of a meeting of the Massachusetts Gaming Commission Access and Opportunity Committee. The meeting will take place:

**Tuesday, May 9, 2017
10:30 a.m. – 12:30 p.m.**


**Springfield Technical Community College
Scibelli Hall, Building 2, Rooms 703/704
1 Armory Square, Springfield, MA 01105**

1. **Call to order/Introductions** – Jill Lacey Griffin, MGC Director of Workforce, Supplier and Diversity Development
2. **Approval of the Minutes** – April 11, 2017
3. **Service Employee Registration Update**- Ed Bedrosian, MGC Executive Director
4. **REPORT: MGM Design/Construction Activity** – Chelan Brown, Diversity Specialist, Construction & Operations, Jason Rosewell, Executive Director of Design and Construction
 - Labor Outcomes to Date
 - Contractor Outcomes to Date
 - Upcoming Construction Activity
 - A) Committee Member Discussion/Questions**
 - B) Community Member Discussion/Questions**
5. **REPORT:Wynn Design/Construction Activity** – Jennie Peterson, Manager, Development
 - Labor Outcomes to Date
 - Contractor Outcomes to Date
 - Upcoming Construction Activity
 - A) Committee Member Discussion/Questions**
 - B) Community Member Discussion/Questions**
6. **Additional Discussion Topics**
 - Vendor Statement of Interest- Paul Connelly, MGC Director of Licensing
 - Construction Diversity Marketing & Recruitment Campaign Update – Jill Griffin, MGC and Representatives of New England Center for Tradeswomen’s Equity

Next MGC Access and Opportunity Committee Meeting will take place on Tuesday, June 13th at Everett City Hall, 484 Broadway, Keverian Room, 3rd Floor, Everett, MA

I certify that on this date, this Notice was posted as “MassGaming Access and Opportunity Committee Meeting” at www.massgaming.com and emailed to: regs@sec.state.ma.us, melissa.andrade@state.ma.us.

May 5, 2017
5/5/17
(date)



Jill Lacey Griffin
MGC Director of Workforce, Supplier and Diversity Development

Date Posted to Website:

May 5, 2017 at 10:30 a.m.



Massachusetts Gaming Commission



Access and Opportunity Committee Meeting Minutes

Date/Time: April 11, 2017 – 10:30 a.m. – 12:30 p.m.

Place: Everett City Hall
484 Broadway
Everett, MA 02149

Committee Members Present:

Chair Jill Lacey Griffin
Chairman Steve Crosby
Commissioner Bruce Stebbins
Edward Bedrosian
Joseph Delaney
Nader Acevedo
Chelan Brown
John Fitzpatrick
Priscilla Flint-Banks
Keith Greenaway
Brian McPherson
Jennie Peterson
Mei-Ling Rodriguez
Jason Rosewell
Liz Skidmore
Juan Vega
Mary Vogel
Shelley Webster

10:30 a.m. There were opening remarks from both Mayor DeMaria and Chairman Crosby before the meeting was called to order.

Call to Order

10:42 a.m. Chair Jill Griffin called to order the Access and Opportunity Committee Meeting. All committee members in attendance introduced themselves and their organizations.

Approval of Minutes

10:46 a.m. Acknowledging the meeting scheduled for March 14, 2017 was cancelled due to inclement weather, the minutes of the Access and Opportunity Committee (“AOC”) meeting held on February 14, 2017 were approved by committee members unanimously.

Wynn's Report

- 10:46 a.m. Jennie Peterson, Manager/Development, presented Wynn's March report to the Committee. Highlights included Minority Business Enterprise ("MBE"), Women Business Enterprise ("WBE") and Veteran Business Enterprise ("VBE") Participation Goals, Contracts Awarded and Outreach efforts for both Design and Construction. In Design Participation, Ms. Peterson mentioned specifically the WBE Saam Architecture, which is a sub-contractor of the Jacobs team. She noted how well they are performing and helping to drive up the numbers. As far as outreach, Wynn is still sending out bi-weekly email communication to local Chambers of Commerce, Wynn/Suffolk sub-contractor and supplier database, and diverse business group partners: Supplier Diversity Office, GNEMSDC (Greater New England Minority Supplier Development Council), Mass Minority Contractors Association, Center for Women & Enterprise and the Hispanic American Institute. As a result, they have noticed a boost in WBEs, especially those operating their business out of a trailer.
- 10:52 a.m. Jennie Peterson presented Wynn's update on M/W/VBE Construction Participation. She provided and reviewed the MBE, WBE and VBE participation numbers and was pleased to report that they are meeting all of their goals in Workforce Participation now. Shelley Webster pointed out the diversity efforts of the sub-contractors. She said that as a result of one-on-one meetings and outreach they have had much success in their diversity efforts. So much so that Wynn started an incentive program to recognize and reward best diversity efforts for their contractors and sub-contractors. Ms. Webster noted that J. Derenzo was recognized for their performance aligning with best diversity efforts, especially for Girls in Trades. They received a certificate and letter specifying Derenzo's actions taken. Additionally, the crew and on-ground leadership will be qualified to win a trip for two to Las Vegas, which provides additional incentive to put forth best diversity efforts. Ms. Webster then went through the list of sub-contractors who received best effort recognitions, with Jennie Peterson noting that the names and certificates will be available for the next AOC meeting.
- 11:03 a.m. The presentation then turned to Brian McPherson who provided an update on Construction Workforce outreach efforts and work with community partners and local career centers, including all of the local events, opportunities and meetings. He noted both the YouthBuild and Girls in Trades parents and alumni events. The recap of the Girls in Trades event on March 2nd led to a video presentation of NBC Boston's news clip covering the event. The video featured Twanya "Lady Tee" Lawson, the Keynote speaker from Derenzo, who spoke about the benefits of the program. Jennie Peterson went on to recognize the efforts of all of those involved in the event, including Mary Vogel from Building Pathways. Ms. Peterson also noted that the new Massachusetts Girls in Trades logo was revealed and was submitted by a group of high school students.
- 11:17 a.m. Jennie Peterson went through photographs of the site depicting the various phases of construction. She said they are finishing up the concrete pours, the insulation and fire protection will be part of the next phase. She also noted that the garage is starting to take shape. Brian McPherson wrapped up the presentation by going through the Workforce Data, highlighting the contractors with the best diversity efforts.

11:25 a.m. When the presentation was opened up to questions/comments, there was both recognition and praise offered regarding meeting their goals and their efforts to do so. However, it was pointed out that there are still contractors not meeting their goals and that there are going to be trades coming up in the next phases of construction in which meeting diversity numbers and goals will be critical. Shelley Webster responded by saying they had a Corrective Action Meeting a couple of weeks ago in which there was a request for females submitted. They have been in touch with union business agents to ensure they are bringing a cross-demographic sampling onto the site.

MGM's Report

11:33 a.m. Jill Griffin then turned the meeting over to MGM and Chelan Brown, Diversity Specialist, Construction and Operations. Ms. Brown began their presentation with their update on outreach, going into specifics regarding collaboration with Community Partners Network ("CPN"), noting that they are mostly WBE partners. She went on to say that they are finalizing the 2017 CPN Workplan and how they are phasing into the operations side of things and MGM is working with the Operations Team on Operations Hiring. She noted the collaboration with Baystate Medical Center and CPN to also increase diversity on their upcoming construction jobs. In addition to working with Baystate Medical Center, CPN is also reaching out to local General Contractors and construction job site managers about diversity hiring and contracting. They have also been meeting with local trade unions.

11:42 a.m. Ms. Brown then shifted to outreach updates as they relate to their Union partnerships. She said they are focusing on new members and their work to retain them. They are trying to capture and track success stories and highlights. Ms. Brown went on to talk about other diversity work and outreach efforts. She talked about the success of the MGM Vendor Outreach Session focused on Furniture, Fixtures and Equipment ("FF&E") held on March 1, 2017. The event provided information on how to get certified as a diverse company as well as how to register with the Mass Gaming Commission. As a result, it generated enough FAQ's that they were developed for posting to the website. Overall, there was positive feedback from the attendees. Ms. Brown also mentioned a Chamber members Luncheon held on February 28th.

11:46 a.m. Jason Rosewell then shifted to talk about the Topping Off ceremony held in Springfield on March 29th. He said it is called topping off because that is when the highest piece of steel in the structure is laid. He said the tradespeople attended the event and then were invited to attend a Springfield Thunderbirds event afterwards, courtesy of MGM. Ms. Brown then recognized Tishman Construction's efforts with their ongoing diversity work for both new and current sub-contractors. Tishman has been partnering with Putnam Vocational Academy for students to participate in a mentorship program. Additionally, they have been participating in the Western MA Girls in Trades Fair Planning Group, working with the Association of Black Businesses and Professionals, and participated in a CPN Phone-a-thon held on March 22nd. She went on to talk about the success MGM has had with their Union Construction Worker Office Hours. She said there will be ads on the local radio stations and neighborhood newspapers, postings on social media sites, as well as regular emails and flyers promoting them. MGM has also done

similar promoting for the Open Call for Meetings with Diverse Businesses. Ms. Brown wrapped up that portion of the presentation with a video about Union Construction workers. It featured a WBE/MBE worker, Michelle Campbell, who is in Carpenters Local 43. A question was asked regarding retention and support programs available, such as offering GED assistance, child care, substance abuse, certification, adult education, ESL, etc. Chelan Brown responded saying there is a team in place there to follow up and check in.

- 11:59 a.m. Jason Rosewell then shifted the presentation to Construction Workforce and went over the Workforce Diversity Statistics (Union and Total numbers) and a three month look ahead. He mentioned they are at a pivotal point in construction, moving from exterior to interior. He then went over Design and Construction Commitments, Design and Consulting Commitments as well as Diverse Construction Companies as of March 31st. Mr. Rosewell wrapped up his portion of the presentation by going over the project goals and Workforce Report numbers to date through March 31, 2017 for WBEs, MBEs and VBEs.
- 12:09 p.m. Jill Griffin then opened the meeting up to any questions and/or comments. Liz Skidmore recognized MGM for their efforts also noting the lower numbers for women.

Additional Discussion Topics

- 12:12 p.m. Jill Griffin then moved to the last Agenda item regarding the Construction Diversity Marketing and Recruitment Campaign. She gave background on the campaign as well as the challenges it will address. For example, there is currently no central system to help interested candidates navigate through the 17 individual application processes. With all of the jobs both Wynn and MGM are expected to bring to the area and the union career path those jobs provide, there is a tremendous opportunity now in both Eastern and Western MA. MGC has partnered with KHJ Brand Activation and New England Center for Tradeswomen's Equity ("NECTE") to make the pipeline into union trades for women and people of color more seamless. Ms. Griffin then went on to go over the objectives, action plan and partnerships of the campaign. She went on to mention successful campaigns that had been launched in Alabama, New York City and New Zealand. Ms. Griffin then turned the meeting over to Liz Skidmore and Mary Vogel, members of the NECTE, who explained how resourceful and effective the campaign will be.
- 12:28 p.m. Jill Griffin then opened up the meeting to questions and/or comments. There is a recognition of both Wynn's and MGM's diversity efforts by multiple committee members. Ms. Griffin announced that the next AOC Meeting will take place on May 9th at Springfield Technical Community College in Springfield.
- 12:32 p.m. The meeting adjourned.

List of Documents and Other Items Used:

1. Massachusetts Gaming Commission Access and Opportunity Committee Notice of Meeting and Agenda dated April 11, 2017
2. Massachusetts Gaming Commission Access and Opportunity Committee Draft Meeting Minutes dated February 14, 2017
3. Wynn Boston Harbor Access and Opportunity Committee Monthly Update PowerPoint Presentation dated March 2017
4. Wynn Boston Harbor - Construction Workforce Diversity, Date Range 9/2015 – 3/31/17
5. MGM Springfield Access and Opportunity Committee PowerPoint Presentation dated April 11, 2017
6. MGM Springfield Workforce Diversity Report (by Company and by Union) as of March 30, 2017
7. Wynn video featuring NBC Boston's coverage of the Girls in Trade Event on March 2nd
8. MGM video featuring Michelle Campbell
9. Massachusetts Gaming Commission Gaming Workforce and Diversity Development PowerPoint Presentation dated April 10, 2017

DRAFT

Access and Opportunity Committee

May 9, 2017



Agenda

1. Outreach Update
2. Construction Workforce
3. Design Commitments
4. Construction Commitments



Outreach Update



OUTREACH UPDATE

1. Outreach to MBE, WBE & VBE Companies
2. Community Partners Network
3. Union Partnership & Outreach
4. Other Diversity Outreach Work
5. Upcoming Events

OUTREACH TO MBE, WBE & VBE COMPANIES

Construction:

Ref	Company	Location	Diversity Status
1	M. Frank Higgins & Co., Inc.	Newington, CT	WBE
2	Total Mechanical Service Corp.	Plymouth, MA	MBE

Supplier:

3	Argent Associates, Inc.	Plano, TX	WBE
4	Certified Connections, Inc.	Worcester, MA	MBE
5	Woodchuck's Building & Home Center	Rockland, MA	MBE

Design/Consulting:

6	Critical Power Testing and Maintenance	Amesbury, MA	VBE
7	Eco Systems Pest Management	Hanover, MA	VBE
8	Maryann Thompson Architects	Watertown, MA	WBE
9	Two Twelve	New York, NY	WBE



COMMUNITY PARTNERS NETWORK

Ref	Organization	Location
1	A.W.A.K.E. Inc.	Springfield, MA
2	Association of Black Businesses & Professionals	Springfield, MA
3	Betterman Construction, Inc.	Springfield, MA
4	Carpenters Union #108	Springfield, MA
5	Community Works	Springfield, MA
6	Corporation for Public Management	Springfield, MA
7	East African Cultural Center	Springfield, MA
8	Gandara Springfield Family Resource Center	Springfield, MA
9	HAP Housing	Springfield, MA
10	Ironworkers Union #7	Springfield, MA
11	Laborers #999	Springfield, MA
12	Lighthouse/ Human Resources Unlimited	Springfield, MA
13	Neighbor to Neighbor	Springfield/Holyoke, MA



COMMUNITY PARTNERS NETWORK

Ref	Organization	Location
14	Springfield Veterans Services Dept.	Springfield, MA
15	STCC Workforce Development Department	Springfield, MA
16	Training Resources of America	Western Massachusetts
17	Uptown Construction Collaborative	Springfield, MA
18	Urban League of Greater Springfield	Springfield, MA
19	Veteran's Inc.	Springfield, MA
20	We The Villagers	Springfield, MA
21	Western Mass. COSH	Western Massachusetts
22	Western Mass. Employment Collaborative	Springfield, MA
23	Westover Job Corps.	Westover, MA
24	Young Urban Engineering Entrepreneurship Academy	Springfield, MA
25	YWCA/Youth Build	Springfield, MA

COMMUNITY PARTNERS NETWORK

April 5, 2017: Community Partners Network Meeting

Meeting Highlights:

- 15 Community Partners attended
- Solidified training topics for the Work Readiness trainings
- Review of Upcoming Union Apprenticeship Enrollment/Application Dates
- Corporation for Public Management shared information on the Mass. CORI laws in regards to assisting individuals looking for work and have issues on their CORI



COMMUNITY PARTNERS NETWORK

- Finalizing the 2017 CPN Workplan:
 - Advocacy Items
 - Referrals Update
 - Trainings needed/to be offered
 - Union Outreach Events/
Collaboration
 - Working with the MGM
Springfield Operations Team on
Operations Hiring
 - Outreach Campaign &
Membership Drive
- Discussed advocacy work with Baystate Medical Center
- Discussed additional work around diversity in the construction trades that need to still be worked on



COMMUNITY PARTNERS NETWORK UPDATES

Action Teams Updates

Membership Team:

- 3 Month Membership Drive of new CBO's
- 3 Month Membership Drive of new Owners/Developers
- Join the CPN information night upcoming in May 2017



COMMUNITY PARTNERS NETWORK UPDATES

Action Teams Updates

Advocacy Team:

- Made a team decision that although the CPN has many success stories, there is still a lot of work to do to increase and maintain diversity in the local trade unions.
- Continuous meetings with local construction trade unions.
- Advocacy work based on working with Baystate Medical Center to adapt specific diversity goals and partner with the CPN on Construction Diversity on their new developments.
- Continuing to reach out to local General Contractors and Construction projects in the region and meet with those owners and G.C.'s around Diversity Hiring and Contracting.



COMMUNITY PARTNERS NETWORK UPDATES

Action Teams Updates

Work Readiness/Success Team:

- Coordination and tracking of eligible and non-eligible union applicants.
- Working with MGM and other developers to share the Union Labor Pool list of diverse union members looking to work, starting with Baystate Medical Center.
- Tracking placement in unions, apprenticeship programs, and regional job sites.
- Coordinating supportive services for non-eligible union referrals.



OTHER DIVERSITY WORK & OUTREACH/ EVENTS

April 13, 2017: Western Mass. Girls In Trades Fair-Sponsored by Mass. Girls In Trades

- MGM Springfield was a sponsor for the 1st Western Mass. Girls In Trades Fair held at William J. Dean Technical High School.
- Over 250 girls from local vocational schools and training programs attended the fair
- MGM Springfield and its General Contractor sponsored several trades women and business owners in construction to attend the conference



OTHER DIVERSITY WORK & OUTREACH/ EVENTS

April 13, 2017: Western Mass. Girls In Trades Fair-Sponsored by Mass. Girls In Trades

- 2 of the women on the MGM Springfield workforce were event speakers: Kiana Veira, Laborers and Contina McCormick, Operating Engineers
- 1 WBE working on the MGM Springfield job was a speaker for the event - Sue Mailman, President of Coghlin Electric
- MGM Springfield and Tishman Construction coordinated project information tables at the event
- MGM staff distributed the Union Apprenticeship Directory to girls interested in construction



OTHER DIVERSITY WORK & OUTREACH/ EVENTS

April 25, 2017: MGM Site Tour with Community Partner Association of Black Businesses & Professionals

- The Association of Black Businesses & Professionals (ABBP) works with minority owned companies to build their capacity. ABBP is a grant recipient of the Mass. Gaming Commission Diversity Goal and Business Technical Assistance Grant to implement the Interise Street Wise MBA Curriculum Program. MGM will act as a diverse business referral partner for this program.
- The ABBP also actively identifies local minority union construction workers looking for work.



OTHER DIVERSITY WORK & OUTREACH/ EVENTS

April 26, 2017: Putnam Vocational Academy & Tishman Construction/MGM Mentoring Program Update

- As part of AECOM Tishman's commitment to Putnam Academy, they participated in the school's 2017 career fair.
- The fair brought together students from Putnam's technical programs and different vendors, companies, community groups and union representatives. During the fair, AECOM Tishman was able to meet with students and share information about the MGM Springfield project and Tishman's role as a general management contractor.



OTHER DIVERSITY WORK & OUTREACH/ EVENTS

April 26, 2017: Putnam Vocational Academy & Tishman Construction/MGM Mentoring Program Update

- Many students expressed interest in participating in next year's Putnam/Tishman mentorship program and being able to get a more in-depth view of different aspects of the project.
- The MGM Operations Team was also present to answer questions and give information out about the MGM Springfield Operations careers.



OTHER DIVERSITY WORK & OUTREACH/ EVENTS

April 26, 2017: Smith Vocational High School Site Tour

- Students from Smith Vocational High School visited the project with Local 104 representatives.
- A total of 17 students got a tour of the project and were able to learn about ongoing construction activities.



OTHER DIVERSITY WORK & OUTREACH/ EVENTS

Tishman Construction & Putnam Vocational Academy: Student Construction Program On Site Tour and Classroom Experience

- Nine (9) students participating in mentorship
- Students will be divided into 2 groups
- Dates for project visits:
 - Group A: 4/10/17 & 5/03/17
 - Group B: 4/13/17 & 5/15/17



OTHER DIVERSITY WORK & OUTREACH/ EVENTS

Ongoing Diversity Work:

- Workforce and subcontracting compliance reviews with Tishman Construction:
 - Daily Badging Reports
 - Workforce Projections
 - Diverse Spend Review & Projections
 - Issues with Unions or Subcontractors in meeting diversity goals
 - Upcoming Scopes of Work

AECOM TISHMAN

OTHER DIVERSITY WORK & OUTREACH/ EVENTS

Ongoing Diversity Work:

- Diversity Kick-Off and Review/Assistance Meetings with new and current subcontractors on the job site:
 - **For New Subs:** Diversity of their workforce, and/or areas where they will need assistance, past diversity performance on other jobs, what union (s) they will be calling on for workforce, also review diverse spend commitments.
 - **For Current Subs:** Review of diversity goals that they have challenges in meeting, discuss ways to assist subs who are low on a specific diversity goal, review of any diverse spend commitments.



OTHER DIVERSITY WORK & OUTREACH/ EVENTS

Ongoing Diversity Work:

- MGM Springfield Construction Team Announces Union Construction Worker Office Hours

Outreach Will Include:

- Appearances and Radio PSA's at the local community radio stations
- Ads in the cultural and neighborhood newspapers
- Regular posting on all social media, facebook, websites
- Emailing all our community partners
- Sharing flyer with all trade unions
- Sharing flyer with local vocational schools

BUILDING A STRONG FOUNDATION

ARE YOU A UNION TRADESPERSON INTERESTED IN WORKING ON THE MGM SPRINGFIELD PROJECT?

Effective January 31, MGM Springfield will host office hours every Tuesday and Friday from 9:30 AM until 11:00 AM for union tradespeople interested in work on the Springfield project. These 20 minute 1 on 1 informational meetings are by appointment only. MGM Springfield construction staff will explain the process for working on the job site and will take the opportunity to learn about your trade history and experience. Minority, women, veteran, and local western Massachusetts' union tradespeople are strongly encouraged to attend.

When: Tuesdays and Fridays
20-minute slots available from 9:30 a.m. to 11:30 a.m.

BY APPOINTMENT ONLY
To schedule an appointment, email
cbrown@mgmpringfield.com

Where: MGM Springfield Construction Office
101 State Street, Suite 701
Springfield, MA 01144



OTHER DIVERSITY WORK & OUTREACH/ EVENTS

Ongoing Diversity Work:

- MGM Springfield Open Call for Meetings with Diverse Businesses

Outreach Will Include:

- Appearances and Radio PSA's at the local community radio stations
- Ads in the cultural and neighborhood newspapers
- Regular posting on all social media, facebook, websites
- Emailing all our community partners
- Periodic email blast/mailings to our Gaming & Diversity Certification partners: Greater New England Minority Supplier Development Council, Mass. Supplier Diversity Office, WBENC, U.S. Dept. of Veteran Affairs, and Mass. Gaming Commission
- Periodic email blast/mailings to our Business Partners and Chamber of Commerce's

OPEN CALL!
Minority, Women, and Veteran Owned Businesses

MGM Resorts International is committed to providing access to opportunities for certified minority, women, and veteran owned businesses in the construction of MGM Springfield.

If you are a MBE, WBE or VBE contractor interested in working with MGM Springfield our construction team wants to meet with you.

In addition to learning about your company, we will provide you with information on:

- Pre-Qualification Process and requirements
- Construction plans and timeline
- Certifying your business as a MBE, WBE or VBE w/approved MGC approved certifying agencies

1-on-1 meetings with our team will be scheduled on an ongoing basis by appointment only.

To schedule an appointment, please contact:
Chelan Brown
Diversity Specialist
cbrown@mmspringfield.com
413-273-5926

MGM Springfield, Building Excitement

DIVERSITY SUCCESS STORIES

MGM Springfield Union Construction Worker May 2017 Highlight:

C&C Contractors, LLC

- Minority Business Enterprise
- Locally Owned Business



Construction Workforce



WORKFORCE DIVERSITY STATISTICS - UNION

AS OF APRIL 28, 2017

Group	Project Goals	Project To Date %
Women	6.90%	8.84%
Minority	15.30%	28.38%
Veteran	8.00%	9.07%

Notes:

(1) Statistics include all workforce reports that were received by MGM as of April 28, 2017.

WORKFORCE DIVERSITY STATISTICS - TOTAL

AS OF APRIL 28, 2017

Group	Project Goals	Project To Date %
Women	6.90%	10.17%
Minority	15.30%	24.15%
Veteran	8.00%	10.17%

Notes:

- (1) Statistics include all workforce reports that were received by MGM as of April 28, 2017.
- (2) The Diversity plan approved by the MGC allows reporting to include hours allocated to multiple diversity categories. 6.52% of total workforce hours are included in two of the diversity categories and 0.31% of total workforce hours are included in three diversity categories.
- (3) While this is not a reporting requirement of the approved diversity plan, the total hours worked through 1st Quarter 2017 is as follows:
 - Approximately 38% are from Springfield/ Surrounding Communities
 - Approximately 59% are from Western Massachusetts
 - Approximately 82% are from Massachusetts

WORKFORCE 3 MONTH LOOK AHEAD

1. **Work in Progress** - Water/Sewer/Gas/Electric Infrastructure
2. **Work in Progress** - Generator Switch Gear Area
3. **Work in Progress** - Garage Erection
4. **Work in Progress** - Interior Fitout of 95 State
5. **Work in Progress** - Scaffolding
6. **Work in Progress** - Spray Fireproofing
7. **Work in Progress** - Concrete Slab on Metal Deck
8. **Work in Progress** - CEF Masonry
9. **Work in Progress** - Garage Interior MEP, Sprinklers, Storm
10. **Work in Progress** - MEP Distribution for Podium
11. **Work in Progress** - Interior Masonry
12. **Work in Progress** - Garage Elevators
13. **Work in Progress** - Podium roofing
14. **Work in Progress** - Building Enclosure
15. **Work in Progress** - Exterior Framing
16. **Work in Progress** - Major Equipment for Central Plant
17. May 2017 - Interior Framing
18. June 2017 - Hotel MEP
19. July 2017 - Electrical/ Low Voltage

Design & Construction Commitments



DESIGN & CONSTRUCTION COMMITMENTS

AS OF APRIL 30, 2017

Group	Project Goals	Commitments	Variance	Company Count	Value
WBE	10.0%	17.0%	7.0%	61	\$59.22M
MBE	5.0%	7.3%	2.3%	35	\$25.51M
VBE	2.0%	5.2%	3.2%	20	\$18.14M

Notes:

(1) Total Commitments through April 30, 2017 are \$347.9M.

(2) Includes companies that are certified with the following agencies:

- MBE - Massachusetts Supplier Diversity Office or Greater New England Minority Supplier Development Council.
- WBE - Massachusetts Supplier Diversity Office or Women's Business Enterprise National Council.
- VBE - United States Department of Veteran Affairs or Massachusetts Gaming Commission.

WBE = Woman-owned Business Enterprise; MBE = Minority-owned Business Enterprise; VBE = Veteran-owned Business Enterprise.

Design & Consulting Commitments



DESIGN & CONSULTING COMMITMENTS

AS OF APRIL 30, 2017

Group	Project Goals	Commitments	Company Count	Value
WBE	10.0%	16.0%	17	\$6.53M
MBE	5.0%	12.5%	15	\$5.10M
VBE	2.0%	6.8%	3	\$2.79M

Notes:

(1) Total Commitments through April 30, 2017 are \$40.9M.

(2) Includes companies that are certified with the following agencies:

- MBE - Massachusetts Supplier Diversity Office or Greater New England Minority Supplier Development Council.
- WBE - Massachusetts Supplier Diversity Office or Women's Business Enterprise National Council.
- VBE - United States Department of Veteran Affairs or Massachusetts Gaming Commission.

WBE = Woman-owned Business Enterprise; MBE = Minority-owned Business Enterprise; VBE = Veteran-owned Business Enterprise.

DESIGN & CONSULTING COMMITMENTS

AS OF APRIL 30, 2017

Ref	Company	Scope	Location	Diversity Status
1	AAC Investments, LLC	Interior Design	Los Angeles, CA	WBE
2	AFO Project Consulting, LLC	Construction Consulting	Las Vegas, NV	VBE
3	Akal Engineering, Inc.	MEP Consulting Engineering Services	Boylston, MA	MBE
4	Andelman & Lelek Engineering, Inc.	Energy Modeling	Norwood, MA	WBE
5	Blackford, LLC	Construction Management	Las Vegas, NV	VBE
6	Black Hawk Group	Consulting Engineer Services	Philadelphia, PA	MBE
7	C&C Consulting Engineers, LLC	Structural Peer Review	Allston, MA	MBE
8	Calvin Consulting Services, LLC	Construction Consulting	Las Vegas, NV	WBE
9	Communications for Design LLC	Design and Project Management Support Services	Northfield, MN	WBE
10	Convergent Technologies	Acoustics/ Audio Visual/ IT/ Low Voltage	Lockport, NY	WBE
11	Copley Wolff Design Group, Inc.	Full Landscape Architectural Services	Boston, MA	WBE
12	Desert Construction Consulting, Ltd	Estimating and Contractor Bidding Services	Henderson, NV	MBE
13	Desman, Inc.	Parking Garage Bridging Documents (LOA)	Boston, MA	MBE
14	Dietz & Company Architects, Inc.	Full Service Architecture and Interior Design	Springfield, MA	WBE
15	Engineers Design Group, Inc.	Structural Engineering Consulting Services	Malden, MA	MBE
16	Erin Chrusciel Photography, LLC	Photography	East Longmeadow, MA	WBE
17	Fernandez & Associates	Fire Protection Design and Code Consulting Services	Byfield, MA	MBE
18	Independent Design, LLC	Building Design/ Historic Restoration	Quincy, MA	WBE

Notes:

(1) Includes companies that are certified with the following agencies:

- MBE - Massachusetts Supplier Diversity Office or Greater New England Minority Supplier Development Council.
- WBE - Massachusetts Supplier Diversity Office or Women's Business Enterprise National Council.
- VBE - United States Department of Veteran Affairs or Massachusetts Gaming Commission.

(2) Green highlighted companies have been paid as of March 31, 2017.

WBE = Woman-owned Business Enterprise; MBE = Minority-owned Business Enterprise; VBE = Veteran-owned Business Enterprise.

DESIGN & CONSULTING COMMITMENTS

AS OF APRIL 30, 2017

Ref	Company	Scope	Location	Diversity Status
19	JoAnn Jones	Administrative Services	Henderson, NV	WBE
20	Marshall Moya Design, LLC	Architectural Services	Washington, DC	MBE
21	Maryann Thompson Architects	Architectural Design Services	Henderson, NV	WBE
22	MCLA, Inc.	Lighting	Washington, DC	WBE
23	Nitsch Engineering, Inc.	Engineering Services	Boston, MA	WBE
24	Pristine Engineers, Inc.	MEP Peer Review Services	Raynham, MA	MBE
25	Renderready, LLC	Rendering and Graphic Design	Albuquerque, NM	MBE
26	RSE Associates, Inc.	Engineering Design	Watertown, MA	MBE
27	Soden Sustainability Consulting, LLC	LEED	Winchester, MA	WBE
28	Spec's Design Group, LLC	Interior Design	Springfield, MA	WBE
29	Stevens & Associates	Façade Stabilization Design	Brattleboro, VT	VBE
30	Timothy Haahs & Associates, Inc.	Architect and Engineer of Record/ Parking Consultant	Blue Bell, PA	MBE
31	Two Twelve	Graphic Designer	New York, NY	WBE
32	US Inspection & Consulting, LLC	Construction Inspections	Lake Havasu City, AZ	MBE
33	VAV International, Inc.	Mechanical Consulting	Woburn, MA	MBE
34	WA Architects, Inc.	Architectural Services	Cleveland, OH	MBE
35	YA Construction Services, LLC	MEP Peer Review	St. Louis, MO	WBE

Notes:

(1) Includes companies that are certified with the following agencies:

- MBE - Massachusetts Supplier Diversity Office or Greater New England Minority Supplier Development Council.
- WBE - Massachusetts Supplier Diversity Office or Women's Business Enterprise National Council.
- VBE - United States Department of Veteran Affairs or Massachusetts Gaming Commission.

(2) Green highlighted companies have been paid as of March 31, 2017.

WBE = Woman-owned Business Enterprise; MBE = Minority-owned Business Enterprise; VBE = Veteran-owned Business Enterprise.

Construction Commitments



CONSTRUCTION COMMITMENTS

AS OF APRIL 30, 2017

Group	Project Goals	Commitments	Company Count	Value
WBE	10.0%	17.2%	44	\$52.70M
MBE	5.0%	6.6%	20	\$20.41M
VBE	2.0%	5.0%	17	\$15.35M

Notes:

(1) Total Commitments through April 30, 2017 are \$307.0M.

(2) Includes companies that are certified with the following agencies:

- MBE - Massachusetts Supplier Diversity Office or Greater New England Minority Supplier Development Council.
- WBE - Massachusetts Supplier Diversity Office or Women's Business Enterprise National Council.
- VBE - United States Department of Veteran Affairs or Massachusetts Gaming Commission.

WBE = Woman-owned Business Enterprise; MBE = Minority-owned Business Enterprise; VBE = Veteran-owned Business Enterprise.

DIVERSE CONSTRUCTION COMPANIES

AS OF APRIL 30, 2017

Ref	Company	Scope	Location	Diversity Status
1	Aces Enterprises, LLC	Steel Plate Supplier	Dunlap, IL	VBE
2	AeroSage, LLC	Materials Fabricator	Tampa, FL	VBE
3	Alares, LLC	Commissioning and Construction Services	Quincy, MA	VBE
4	All American Signs	Signage	Plymouth, MA	VBE
5	Alonzee Consulting	Construction Consulting	Las Vegas, NV	WBE
6	American Environmental, Inc.	Abatement	Holyoke, MA	MBE
7	American Stair Corporation	Stair Supplier	Romeoville, IL	VBE
8	Architectural Products, Inc.	Glass and Glazing	Burlington, CT	WBE
9	Argent Associates, Inc.	Material Vendor	Burlington, CT	WBE
10	Arrow Security Corporation	Security Guard Services	Springfield, MA	VBE
11	Ayala Excavating and Trucking, LLC	Trucking	Springfield, MA	MBE
12	Baron Industries, Inc	Coiling Doors	Woburn, MA	VBE
13	Beacon Light & Supply, Co.	Electrical Supplier	Burlington, CT	WBE
14	BECO Electrical Contractors, Inc.	Electrical	Monson, MA	VBE
15	Berkshire Concrete Cutting, LLC	Saw Cutting	Torrington, CT	WBE
16	Brican, Inc.	General Contracting Services	Springfield, MA	VBE

Notes:

(1) Green highlighted companies have worked on site and been paid as of March 31, 2017.

WBE = Woman-owned Business Enterprise; MBE = Minority-owned Business Enterprise; VBE = Veteran-owned Business Enterprise.

DIVERSE CONSTRUCTION COMPANIES

AS OF APRIL 30, 2017

Ref	Company	Scope	Location	Diversity Status
17	C&C Contractors, LLC	Trucking Services	Springfield, MA	MBE
18	C&D Electronics, Inc.	Cabling, Wiring, Electronics Supplier	Holyoke, MA	WBE/MBE
19	Capasso Restoration, Inc.	Masonry Contractor	North Haven, CT	WBE
20	Carol's Lighting & Supply Company	Electrical Supplies	Canton, MA	MBE
21	Chabot & Burnett Construction Co., Inc.	Masonry Contractor	Agawam, MA	WBE
22	CK Flooring Solutions, Inc.	Carpet Installer	Chicopee, MA	WBE
23	CMJ, LLC	Property Management/Maintenance	Springfield, MA	MBE
24	Connecticut Drywall Finishing, Inc.	Drywall	West Springfield, MA	WBE
25	Connecticut Temperature Controls, LLC	Controls	Newington, CT	VBE
26	Coghlin Electrical Contractors, Inc.	Electrical Services	Worcester, MA	WBE
27	C.R. Levesque Trucking Corp.	Hauling & Equipment Transportation	Monson, MA	WBE
28	Dagle Electrical Construction Corp.	Electrical	Melrose, MA	WBE
29	Davenport Advisors, LLC	Property Management/ Maintenance	Boston, MA	MBE
30	Dependable Masonry Construction Company, Inc.	Masonry and Brickpaving	North Reading, MA	MBE
31	Eagle Elevator Company, Inc.	Elevator Repairs, Service, Maintenance	Boston, MA	VBE

Notes:

(1) Green highlighted companies have worked on site and been paid as of March 31, 2017.

WBE = Woman-owned Business Enterprise; MBE = Minority-owned Business Enterprise; VBE = Veteran-owned Business Enterprise.

DIVERSE CONSTRUCTION COMPANIES

AS OF APRIL 30, 2017

Ref	Company	Scope	Location	Diversity Status
32	Eastern General Contractors, Inc.	General Contractor - Rigging	Springfield, MA	MBE
33	EDM Construction, Inc.	Carpentry & Structural Steel Erection	Merrimac, MA	WBE
34	E L Waterman, Inc.	Pipe Supplier	Foxboro, MA	WBE
35	Evermore Light & Power, Inc.	Electrical	Somerville, MA	WBE
36	Fabiano Oil Corp.	Fuel & Oil Supplier	Wrentham, MA	WBE
37	Federal Concrete, Inc.	Concrete Services	Hopedale, MA	WBE
38	Fisher Contracting Corporation	General Contracting Services	Worcester, MA	WBE
39	Fletcher Sewer & Drain, Inc.	Inspection - FEIR	Ludlow, MA	WBE
40	Folan Waterproofing and Construction Company, Inc.	Masonry Contractors & Waterproofing	South Easton, MA	WBE
41	Frisoli Electric, Inc.	Electrical	Holbrook, MA	VBE
42	Gomes Construction Co. Inc.	Utility Connections	Ludlow, MA	WBE
43	Granite City Electric Supply Company, Inc.	Electrical Supplier	Quincy, MA	WBE
44	Green Insulation, Inc.	Insulation	Adams, MA	WBE
45	H B Welding, Inc.	Steel, Welding, Iron Work	Johnston, RI	WBE
46	Homeland Mechanical, LLC	Pipe Supplier	Quincy, MA	VBE
47	Industrial Flame Cutting, Inc.	Steel Plate Supplier	Beacon Falls, CT	VBE
48	JMK Building Supply, Inc	Drywall	Colchester, CT	WBE

Notes:

(1) Green highlighted companies have worked on site and been paid as of March 31, 2017.

WBE = Woman-owned Business Enterprise; MBE = Minority-owned Business Enterprise; VBE = Veteran-owned Business Enterprise.

DIVERSE CONSTRUCTION COMPANIES

AS OF APRIL 30, 2017

Ref	Company	Scope	Location	Diversity Status
49	JRL Construction, Inc.	General Contractor - Demolition	Springfield, MA	VBE
50	Kittredge Equipment Company, Inc.	Kitchen Equipment	Agawam, MA	WBE
51	L.K. Sheet Metal, Inc.	Sheet Metal	East Hartford, CT	WBE
52	Larry's Trucking Co.	Trucking	Springfield, MA	MBE
53	Lindon Group	Piping Materials	East Providence, RI	WBE
54	Markings Inc.	Pavement Marking Services	Pembroke, MA	WBE
55	Medeiros Hydroseeding & Landscaping Construction, Inc.	Trucking and Soil Materials	Monson, MA	MBE
56	Moor Metals, Inc.	Sales and Distribution of Metals	Holliston, MA	MBE
57	Ms. Pipe, LLC	Procurement of Valves, Pipes and Fittings	South Windsor, CT	WBE
58	New England Foundation Company, Inc.	Helical Piles	Boston, MA	WBE
59	Northeastern Steel Corporation	Steel Distributor	Revere, MA	MBE
60	Performance Testing & Balancing LLC	Testing & Balancing	South Hampton, MA	VBE
61	Piping Systems, Inc.	HVAC	Assonet, MA	WBE
62	Protocol Management Services, Inc.	Access Flooring	North Attleboro, MA	WBE
63	R K Insulation Contractors, Inc.	Insulation Services	Hartford, CT	MBE
64	Rebars & Mesh, Inc.	Concrete	Haverhill, MA	WBE
65	Regis Steel Corporation	Steel Erection/ Reinforcing	Fall River, MA	MBE

Notes:

(1) Green highlighted companies have worked on site and been paid as of March 31, 2017.

WBE = Woman-owned Business Enterprise; MBE = Minority-owned Business Enterprise; VBE = Veteran-owned Business Enterprise.

DIVERSE CONSTRUCTION COMPANIES

AS OF APRIL 30, 2017

Ref	Company	Scope	Location	Diversity Status
66	S&F Concrete Contractors, Inc.	Concrete	Hudson, MA	MBE
67	S-Cel-O, LLC	Commercial and Residential Painting	Springfield, MA	MBE
68	Security Construction Services, Inc.	Fencing	Hudson, MA	WBE
69	SOS Corporation	Construction Cleaning, Selective Interior Demolition	Milford, MA	WBE
70	Steere Engineering, Inc.	Engineering Services	Warwick, RI	WBE
71	Strategic Environmental Services, Inc.	Environmental Consultants	Sutton, MA	WBE
72	Supplies Exchange Systems	Materials Supplier	Dorchester, MA	MBE
73	Tavares, LLC	Fireproofing	Providence, RI	MBE
74	T & M Equipment Corporation	Excavating Contractor	Springfield, MA	VBE
75	Titan Roofing Company	Roofing	Springfield, MA	MBE
76	Triton Leasing and Rental, Inc.	Demolition & Abatement	Feeding Hills, MA	WBE
77	Turtle & Hughes, Inc.	Electrical Supplier	Linden, NJ	WBE
78	Ultimate Abatement Company, Inc.	Abatement	Plainfield, MA	WBE
79	Welch Associates Land Surveyors, Inc.	Land Surveying	West Bridgewater, MA	WBE
80	Willow Tree Outdoor, LLC	Landscape	Springfield, MA	WBE
81	Younger Brothers Construction, LLC	Materials Supplier	Watertown, MA	MBE

Notes:

(1) Green highlighted companies have worked on site and been paid as of March 31, 2017.

WBE = Woman-owned Business Enterprise; MBE = Minority-owned Business Enterprise; VBE = Veteran-owned Business Enterprise.

MGM Springfield
Workforce Diversity Report (By Company)
As of: April 28, 2017

Reference	Company	This Month's Workforce Diversity Statistics								Project To Date Workforce Diversity Statistics							
		Employee Count	This Month's Total Hours	Women		Minority		Veteran		Employee Count	Project To Date Total Hours	Women		Minority		Veteran	
				Hours	%	Hours	%	Hours	%			Hours	%	Hours	%	Hours	%
1	Acranom Masonry Enterprises, Inc.	-	0.00	0.00	0.00%	0.00	0.00%	0.00	0.00%	13	1,580.50	0.00	0.00%	824.50	52.17%	0.00	0.00%
2	AeroClean	-	0.00	0.00	0.00%	0.00	0.00%	0.00	0.00%	15	2,236.00	0.00	0.00%	1,103.50	49.35%	0.00	0.00%
3	Allied Fire Protection, Inc.	-	0.00	0.00	0.00%	0.00	0.00%	0.00	0.00%	9	1,354.00	0.00	0.00%	256.00	18.91%	0.00	0.00%
4	American Environmental, Inc.	22	664.00	144.00	21.69%	664.00	100.00%	0.00	0.00%	194	31,322.75	2,006.00	6.40%	28,142.25	89.85%	288.50	0.92%
5	AmQuip Crane Rental LLC	-	0.00	0.00	0.00%	0.00	0.00%	0.00	0.00%	9	1,981.50	0.00	0.00%	966.50	48.78%	0.00	0.00%
6	Ayotte & King For Tile, Inc	-	0.00	0.00	0.00%	0.00	0.00%	0.00	0.00%	24	450.50	0.00	0.00%	4.00	0.89%	0.00	0.00%
7	Bay Crane Northeast	-	0.00	0.00	0.00%	0.00	0.00%	0.00	0.00%	1	10.00	0.00	0.00%	0.00	0.00%	0.00	0.00%
8	Bay State Elevator Co.	-	0.00	0.00	0.00%	0.00	0.00%	0.00	0.00%	8	315.00	0.00	0.00%	0.00	0.00%	0.00	0.00%
9	BECO Electrical Contractors, Inc.	-	0.00	0.00	0.00%	0.00	0.00%	0.00	0.00%	11	3,433.50	0.00	0.00%	1,116.50	32.52%	2,088.00	60.81%
10	Berkshire Concrete Cutting	-	0.00	0.00	0.00%	0.00	0.00%	0.00	0.00%	3	24.50	0.00	0.00%	0.00	0.00%	7.50	30.61%
11	Berlin Steel Construction Company	34	3,862.50	181.00	4.69%	538.50	13.94%	163.00	4.22%	80	36,244.00	2,967.00	8.19%	5,350.50	14.76%	2,962.50	8.17%
12	BG Mechanical Contractors, Inc.	9	495.00	0.00	0.00%	0.00	0.00%	152.00	30.71%	10	1,161.00	0.00	0.00%	0.00	0.00%	427.00	36.78%
13	Blakeslee Prestress, Inc.	20	1,915.50	173.50	9.06%	298.50	15.58%	190.00	9.92%	40	20,975.50	1,976.50	9.42%	2,671.00	12.73%	1,788.50	8.53%
14	Chabot & Burnett Construction Co., Inc.	70	3,722.00	276.00	7.42%	1,049.50	28.20%	152.00	4.08%	95	10,888.50	718.00	6.59%	2,519.50	23.14%	799.00	7.34%
15	Champlain Masonry, Inc.	-	0.00	0.00	0.00%	0.00	0.00%	0.00	0.00%	36	5,090.75	100.00	1.96%	1,965.00	38.60%	688.00	13.51%
16	Chandler Architectural Products	-	0.00	0.00	0.00%	0.00	0.00%	0.00	0.00%	13	455.50	0.00	0.00%	53.00	11.64%	64.00	14.05%
17	CIP Concrete, Inc.	8	1,073.00	0.00	0.00%	144.00	13.42%	0.00	0.00%	14	3,617.00	0.00	0.00%	613.00	16.95%	0.00	0.00%
18	CK Flooring Solutions, Inc.	15	891.50	193.00	21.65%	289.00	32.42%	121.00	13.57%	20	1,853.00	416.00	22.45%	496.00	26.77%	232.00	12.52%
19	Coghlin Electrical Contractors, Inc.	26	1,416.00	224.00	15.82%	216.00	15.25%	216.00	15.25%	34	10,557.00	1,060.00	10.04%	1,144.00	10.84%	1,376.00	13.03%
20	Collins Electrical	20	1,483.50	216.00	14.56%	280.00	18.87%	56.00	3.77%	55	18,384.50	2,684.00	14.60%	2,387.00	12.98%	2,497.50	13.58%
21	Commonwealth Guardrail, Inc.	-	0.00	0.00	0.00%	0.00	0.00%	0.00	0.00%	17	690.00	4.00	0.58%	69.00	10.00%	0.00	0.00%
22	Connecticut Drywall Finishing, Inc.	-	0.00	0.00	0.00%	0.00	0.00%	0.00	0.00%	20	1,335.50	0.00	0.00%	158.50	11.87%	0.00	0.00%
23	Construction Labor Unlimited, Inc.	3	22.00	0.00	0.00%	16.00	72.73%	0.00	0.00%	3	22.00	0.00	0.00%	16.00	72.73%	0.00	0.00%
24	Conte Company, LLC	-	0.00	0.00	0.00%	0.00	0.00%	0.00	0.00%	3	24.00	0.00	0.00%	0.00	0.00%	8.00	33.33%
25	EDM Construction, Inc.	9	560.50	73.50	13.11%	144.00	25.69%	112.00	19.98%	16	1,460.00	156.00	10.68%	352.50	24.14%	359.50	24.62%
26	EF Corcoran Plumbing & Heating, Inc.	-	0.00	0.00	0.00%	0.00	0.00%	0.00	0.00%	1	16.00	16.00	100.00%	0.00	0.00%	0.00	0.00%
27	Evermore Light and Power, Inc.	-	0.00	0.00	0.00%	0.00	0.00%	0.00	0.00%	4	613.50	0.00	0.00%	0.00	0.00%	0.00	0.00%
28	Federal Concrete, Inc.	3	152.00	0.00	0.00%	24.00	15.79%	0.00	0.00%	68	19,473.00	1,464.50	7.52%	3,412.00	17.52%	1,609.50	8.27%
29	Folan Waterproofing & Construction	1	8.00	0.00	0.00%	0.00	0.00%	0.00	0.00%	9	1,271.00	0.00	0.00%	534.50	42.05%	0.00	0.00%
30	Fontaine Bros, Inc.	17	1,318.00	142.50	10.81%	166.50	12.63%	152.00	11.53%	60	8,015.00	854.50	10.66%	2,326.50	29.03%	299.00	3.73%
31	Food Equipment Installation, Inc.	-	0.00	0.00	0.00%	0.00	0.00%	0.00	0.00%	4	116.00	0.00	0.00%	0.00	0.00%	0.00	0.00%
32	Frisoli Electric Inc.	-	0.00	0.00	0.00%	0.00	0.00%	0.00	0.00%	1	299.00	0.00	0.00%	0.00	0.00%	0.00	0.00%
33	Fusion Electric, Inc.	-	0.00	0.00	0.00%	0.00	0.00%	0.00	0.00%	2	112.00	0.00	0.00%	104.00	92.86%	0.00	0.00%
34	Gagliarducci Construction, Inc.	-	0.00	0.00	0.00%	0.00	0.00%	0.00	0.00%	47	4,262.50	635.00	14.90%	709.50	16.65%	906.50	21.27%
35	Gomes Construction Company, Inc.	-	0.00	0.00	0.00%	0.00	0.00%	0.00	0.00%	4	575.50	0.00	0.00%	0.00	0.00%	0.00	0.00%
36	Green Insulation, Inc.	-	0.00	0.00	0.00%	0.00	0.00%	0.00	0.00%	4	230.00	0.00	0.00%	16.00	6.96%	0.00	0.00%
37	H. Carr & Sons, Inc.	26	2,366.00	0.00	0.00%	639.00	27.01%	168.50	7.12%	28	3,827.00	0.00	0.00%	1,611.00	42.10%	168.50	4.40%
38	Harry Grodsky & Co.	13	1,033.00	72.00	6.97%	114.00	11.04%	0.00	0.00%	52	13,941.00	839.50	6.02%	1,540.50	11.05%	0.00	0.00%
39	Hayward Baker Inc.	-	0.00	0.00	0.00%	0.00	0.00%	0.00	0.00%	36	4,465.50	306.50	6.86%	1,170.50	26.21%	775.00	17.36%
40	Heritage Restoration, Inc.	7	458.00	0.00	0.00%	224.00	48.91%	0.00	0.00%	14	2,947.00	82.00	2.78%	1,154.00	39.16%	0.00	0.00%
41	Hickman & Sgroi Electric Inc.	-	0.00	0.00	0.00%	0.00	0.00%	0.00	0.00%	2	192.00	0.00	0.00%	0.00	0.00%	0.00	0.00%
42	Cyn Environmental Services	-	0.00	0.00	0.00%	0.00	0.00%	0.00	0.00%	1	24.00	0.00	0.00%	24.00	100.00%	0.00	0.00%
43	JDC Demolition	-	0.00	0.00	0.00%	0.00	0.00%	0.00	0.00%	23	3,504.00	400.00	11.42%	734.00	20.95%	160.00	4.57%
44	Jones Engineering LLC	-	0.00	0.00	0.00%	0.00	0.00%	0.00	0.00%	2	168.00	0.00	0.00%	0.00	0.00%	0.00	0.00%
45	JRL Construction, Inc.	13	769.00	227.50	29.58%	330.00	42.91%	278.50	36.22%	79	27,210.56	4,603.71	16.92%	9,955.50	36.59%	5,720.50	21.02%
46	Kleeberg Mechanical Services, LLC	4	206.00	0.00	0.00%	0.00	0.00%	0.00	0.00%	6	534.50	0.00	0.00%	0.00	0.00%	0.00	0.00%
47	L.K. Sheet Metal, Inc.	14	1,333.00	106.00	7.95%	254.00	19.05%	107.00	8.03%	23	4,734.50	430.00	9.08%	404.00	8.53%	107.00	2.26%
48	Langan Insulation LLC	-	0.00	0.00	0.00%	0.00	0.00%	0.00	0.00%	2	568.00	0.00	0.00%	0.00	0.00%	0.00	0.00%
49	M.L. Schmitt, Inc.	11	581.50	91.00	15.65%	110.00	18.92%	144.00	24.76%	16	2,908.75	296.00	10.18%	454.75	15.63%	552.50	18.99%
50	Marr Scaffold	-	0.00	0.00	0.00%	0.00	0.00%	0.00	0.00%	18	551.00	0.00	0.00%	253.00	45.92%	16.50	2.99%
51	Marguerite Concrete	-	0.00	0.00	0.00%	0.00	0.00%	0.00	0.00%	34	1,237.00	0.00	0.00%	86.00	6.95%	63.00	5.09%
52	Massey's Plate Glass & Aluminum, Inc.	3	248.00	0.00	0.00%	0.00	0.00%	0.00	0.00%	3	360.00	0.00	0.00%	0.00	0.00%	0.00	0.00%
53	Maxim Crane Works LP	4	258.00	0.00	0.00%	129.00	50.00%	0.00	0.00%	4	585.00	0.00	0.00%	292.50	50.00%	0.00	0.00%
54	Medeiros Hydroseeding & Landscape Construction, Inc.	-	0.00	0.00	0.00%	0.00	0.00%	0.00	0.00%	2	17.00	0.00	0.00%	11.00	64.71%	0.00	0.00%
55	Moran Sheet Metal, Inc.	-	0.00	0.00	0.00%	0.00	0.00%	0.00	0.00%	9	347.75	0.00	0.00%	72.25	20.78%	0.00	0.00%
56	NER Construction Management	4	332.00	0.00	0.00%	72.00	21.69%	0.00	0.00%	12	1,225.00	0.00	0.00%	317.00	25.88%	0.00	0.00%
57	New England Concrete Cutting, Inc.	2	186.00	0.00	0.00%	0.00	0.00%	0.00	0.00%	3	337.50	0.00	0.00%	0.00	0.00%	0.00	0.00%
58	New England Foundation Co., Inc.	-	0.00	0.00	0.00%	0.00	0.00%	0.00	0.00%	20	2,727.00	0.00	0.00%	587.50	21.54%	226.00	8.29%

MGM Springfield
Workforce Diversity Report (By Company)
As of: April 28, 2017

Reference	Company	This Month's Workforce Diversity Statistics								Project To Date Workforce Diversity Statistics							
		Employee Count	This Month's Total Hours	Women		Minority		Veteran		Employee Count	Project To Date Total Hours	Women		Minority		Veteran	
				Hours	%	Hours	%	Hours	%			Hours	%	Hours	%	Hours	%
59	Northeast Lighting Protection, LLC	-	0.00	0.00	0.00%	0.00	0.00%	0.00	0.00%	4	186.59	0.00	0.00%	61.76	33.10%	0.00	0.00%
60	Northeast Steel Erectors	-	0.00	0.00	0.00%	0.00	0.00%	0.00	0.00%	7	1,335.00	34.00	2.55%	183.00	13.71%	393.00	29.44%
61	Northeastern Steel Corporation	-	0.00	0.00	0.00%	0.00	0.00%	0.00	0.00%	6	64.00	9.00	14.06%	50.00	78.13%	0.00	0.00%
62	Northern General	4	48.50	0.00	0.00%	13.50	27.84%	0.00	0.00%	72	25,429.00	1,514.50	5.96%	4,403.50	17.32%	1,087.00	4.27%
63	P. Gioioso & Sons Inc.	-	0.00	0.00	0.00%	0.00	0.00%	0.00	0.00%	9	834.50	114.50	13.72%	0.00	0.00%	0.00	0.00%
64	Palmer Paving Corporation	-	0.00	0.00	0.00%	0.00	0.00%	0.00	0.00%	50	708.00	34.50	4.87%	14.00	1.98%	0.00	0.00%
65	Performance Testing & Balancing, LLC	-	0.00	0.00	0.00%	0.00	0.00%	0.00	0.00%	3	64.00	0.00	0.00%	0.00	0.00%	38.00	59.38%
66	Professional Drywall Construction, Inc.	4	163.00	0.00	0.00%	2.00	1.23%	0.00	0.00%	66	3,956.50	196.50	4.97%	778.50	19.68%	347.00	8.77%
67	Regis Steel Corp	13	452.00	61.00	13.50%	66.00	14.60%	0.00	0.00%	56	8,469.00	1,251.50	14.78%	2,108.00	24.89%	289.00	3.41%
68	RoadSafe Traffic Systems	-	0.00	0.00	0.00%	0.00	0.00%	0.00	0.00%	6	49.00	0.00	0.00%	0.00	0.00%	0.00	0.00%
69	S & F Concrete Contractors, Inc.	88	4,177.50	491.00	11.75%	1,417.50	33.93%	494.00	11.83%	276	49,881.50	3,307.00	6.63%	14,537.00	29.14%	4,813.50	9.65%
70	Safespan	-	0.00	0.00	0.00%	0.00	0.00%	0.00	0.00%	11	709.50	0.00	0.00%	56.00	7.89%	0.00	0.00%
71	Safeway Services	19	1,110.50	0.00	0.00%	675.00	60.78%	75.00	6.75%	51	6,362.58	370.00	5.82%	3,998.00	62.84%	590.00	9.27%
72	Save-On-Wall Co., Inc.	-	0.00	0.00	0.00%	0.00	0.00%	0.00	0.00%	9	290.50	45.00	15.49%	45.00	15.49%	8.00	2.75%
73	Schindler Elevator Corp	-	0.00	0.00	0.00%	0.00	0.00%	0.00	0.00%	4	388.50	0.00	0.00%	0.00	0.00%	0.00	0.00%
74	Security Construction Services, Inc. d/b/a: Security Fence Co.	-	0.00	0.00	0.00%	0.00	0.00%	0.00	0.00%	14	3,866.00	300.00	7.76%	1,233.25	31.90%	40.00	1.03%
75	Soep Painting Corp	-	0.00	0.00	0.00%	0.00	0.00%	0.00	0.00%	10	1,475.50	0.00	0.00%	6.00	0.41%	0.00	0.00%
76	Stamford Wrecking	-	0.00	0.00	0.00%	0.00	0.00%	0.00	0.00%	9	1,669.00	76.00	4.55%	122.00	7.31%	74.00	4.43%
77	Superior Caulking & Waterproofing Co., Inc.	-	0.00	0.00	0.00%	0.00	0.00%	0.00	0.00%	7	193.00	0.00	0.00%	155.50	80.57%	0.00	0.00%
78	T & M Equipment Corporation	9	685.00	192.00	28.03%	80.00	11.68%	112.00	16.35%	65	26,726.05	2,623.50	9.82%	5,101.05	19.09%	1,208.50	4.52%
79	Tech Valley Contracting, LLC	-	0.00	0.00	0.00%	0.00	0.00%	0.00	0.00%	8	2,018.00	206.00	10.21%	0.00	0.00%	0.00	0.00%
80	Tishman	11	960.00	160.00	16.67%	160.00	16.67%	160.00	16.67%	20	18,421.00	3,061.00	16.62%	3,760.00	20.41%	5,680.00	30.83%
81	Titan Roofing Company	-	0.00	0.00	0.00%	0.00	0.00%	0.00	0.00%	47	1,891.50	0.00	0.00%	201.00	10.63%	148.00	7.82%
82	T.J. Conway Company	25	2,531.50	142.50	5.63%	408.00	16.12%	392.00	15.48%	56	13,876.00	938.00	6.76%	2,158.00	15.55%	1,217.00	8.77%
83	Triton Leasing and Rental, Inc.	-	0.00	0.00	0.00%	0.00	0.00%	0.00	0.00%	35	3,187.50	0.00	0.00%	1,547.50	48.55%	239.00	7.50%
84	Ultimate Abatement Company, Inc.	-	0.00	0.00	0.00%	0.00	0.00%	0.00	0.00%	48	10,430.50	3,632.50	34.83%	10,119.50	97.02%	0.00	0.00%
85	Universal Electric Co.	-	0.00	0.00	0.00%	0.00	0.00%	0.00	0.00%	18	5,635.00	556.50	9.88%	1,284.50	22.80%	394.00	6.99%
86	William Roberts Electric Co., Inc.	-	0.00	0.00	0.00%	0.00	0.00%	0.00	0.00%	6	648.50	0.00	0.00%	93.00	14.34%	0.00	0.00%
87	Willow Tree Outdoor, LLC	-	0.00	0.00	0.00%	0.00	0.00%	0.00	0.00%	5	261.50	0.00	0.00%	105.50	40.34%	0.00	0.00%
88	Wolfe House Movers, LLC	-	0.00	0.00	0.00%	0.00	0.00%	0.00	0.00%	10	1,194.50	0.00	0.00%	306.00	25.62%	228.00	19.09%
89	Wolverine Fire Protection Co	10	670.00	24.00	3.58%	200.00	29.85%	115.00	17.16%	14	2,754.00	24.00	0.87%	979.00	35.55%	345.00	12.53%
90	Worcester Elevator Co., Inc.	-	0.00	0.00	0.00%	0.00	0.00%	0.00	0.00%	2	12.00	0.00	0.00%	0.00	0.00%	6.00	50.00%
Total - Unions		541	36,152.00	3,190.50	8.83%	8,724.00	24.13%	3,360.00	9.29%	2,340	455,849.78	40,309.21	8.84%	129,384.81	28.38%	41,335.00	9.07%
91	On-Site Design / Management	74	7,520.05	1,131.30	15.04%	1,502.55	19.98%	635.00	8.44%	303	158,670.20	22,212.05	14.00%	19,013.15	11.98%	21,174.55	13.35%
Total		615	43,672.05	4,321.80	9.90%	10,226.55	23.42%	3,995.00	9.15%	2,643	614,519.98	62,521.26	10.17%	148,397.96	24.15%	62,509.55	10.17%

Totals - Overall			
Group	Project Goals	Project To Date	Delta
Women	6.90%	10.17%	3.27%
Minority	15.30%	24.15%	8.85%
Veteran	8.00%	10.17%	2.17%

Notes:

- (1) Statistics include all workforce reports that were received by MGM as of April 28, 2017.
- (2) The total number of unique union workers that have worked on site is approximately 2,184. The 2,340 union workers identified above includes workers that have worked for multiple companies.

MGM Springfield
Workforce Diversity Report (By Union)
As of: April 28, 2017

Reference	Union	This Month's Workforce Diversity Statistics							Project To Date Workforce Diversity Statistics								
		Employee Count	This Month's Total Hours	Women		Minority		Veteran		Employee Count	Project To Date Total Hours	Women		Minority		Veteran	
				Hours	%	Hours	%	Hours	%			Hours	%	Hours	%	Hours	%
1	AFSCME Local #230	0	0.00	0.00	0.00%	0.00	0.00%	0.00	0.00%	1	48.00	0.00	0.00%	48.00	100.00%	0.00	0.00%
2	Asbestos Workers #6	0	0.00	0.00	0.00%	0.00	0.00%	0.00	0.00%	30	3,094.50	0.00	0.00%	1,499.50	48.46%	239.00	7.72%
3	Boston Plasters' & Cement Masons' - Asphalt Layers' Union #534	19	257.50	0.00	0.00%	42.00	16.31%	0.00	0.00%	79	3,359.50	0.00	0.00%	494.00	14.70%	38.50	1.15%
4	Bricklayers Local #1	0	0.00	0.00	0.00%	0.00	0.00%	0.00	0.00%	7	572.00	0.00	0.00%	11.00	1.92%	0.00	0.00%
5	Bricklayers Local #3	60	3,479.00	127.00	3.65%	718.00	20.64%	152.00	4.37%	149	21,024.50	498.00	2.37%	4,157.00	19.77%	1,051.50	5.00%
6	Carpenters - Local #108	61	4,712.00	394.50	8.37%	1,508.50	32.01%	653.00	13.86%	286	58,475.68	5,772.00	9.87%	17,270.50	29.53%	9,310.00	15.92%
7	Carpenters Local #107	4	200.00	0.00	0.00%	40.00	20.00%	0.00	0.00%	9	2,936.00	0.00	0.00%	416.00	14.17%	0.00	0.00%
8	Carpenters Local #210	0	0.00	0.00	0.00%	0.00	0.00%	0.00	0.00%	2	16.00	0.00	0.00%	0.00	0.00%	8.00	50.00%
9	Carpenters Local #33	0	0.00	0.00	0.00%	0.00	0.00%	0.00	0.00%	7	264.00	45.00	17.05%	0.00	0.00%	0.00	0.00%
10	Carpenters Local #424	0	0.00	0.00	0.00%	0.00	0.00%	0.00	0.00%	2	72.00	0.00	0.00%	72.00	100.00%	65.00	90.28%
11	Carpenters Local #475	0	0.00	0.00	0.00%	0.00	0.00%	0.00	0.00%	1	39.00	0.00	0.00%	0.00	0.00%	0.00	0.00%
12	Carpenters Local #535	1	104.00	0.00	0.00%	0.00	0.00%	0.00	0.00%	1	264.00	0.00	0.00%	0.00	0.00%	0.00	0.00%
13	CT Bricklayers #1	0	0.00	0.00	0.00%	0.00	0.00%	0.00	0.00%	2	41.50	0.00	0.00%	24.00	57.83%	0.00	0.00%
14	Floorcoverers Local #2168	14	855.50	193.00	22.56%	289.00	33.78%	121.00	14.14%	26	1,825.50	400.00	21.91%	500.00	27.39%	232.00	12.71%
15	International Association of Iron Workers Local #7	30	3,174.50	181.00	5.70%	353.50	11.14%	163.00	5.13%	84	32,707.50	2,158.00	6.60%	4,516.00	13.81%	2,628.00	8.03%
16	International Brotherhood of Electrical Workers - IBEW Local #455	0	0.00	0.00	0.00%	0.00	0.00%	0.00	0.00%	3	112.25	50.75	45.21%	112.25	100.00%	0.00	0.00%
17	International Brotherhood of Electrical Workers - IBEW Local #7	57	3,481.00	531.00	15.25%	606.00	17.41%	416.00	11.95%	151	42,824.75	4,596.50	10.73%	6,615.75	15.45%	6,908.00	16.13%
18	International Brotherhood of Electrical Workers - IBEW Local #35	0	0.00	0.00	0.00%	0.00	0.00%	0.00	0.00%	4	186.59	0.00	0.00%	61.76	33.10%	0.00	0.00%
19	International Brotherhood of Electrical Workers - IBEW 2nd District	0	0.00	0.00	0.00%	0.00	0.00%	0.00	0.00%	1	23.00	0.00	0.00%	0.00	0.00%	0.00	0.00%
20	International Union of Elevator Constructors Local #4	0	0.00	0.00	0.00%	0.00	0.00%	0.00	0.00%	1	8.00	0.00	0.00%	0.00	0.00%	0.00	0.00%
21	International Union of Elevator Constructors Local #41	0	0.00	0.00	0.00%	0.00	0.00%	0.00	0.00%	14	715.50	0.00	0.00%	0.00	0.00%	6.00	0.84%
22	International Union of Operating Engineers - IUOE Local #4	0	0.00	0.00	0.00%	0.00	0.00%	0.00	0.00%	60	6,437.00	0.00	0.00%	241.50	3.75%	807.00	12.54%
23	International Union of Operating Engineers - IUOE Local #5	0	0.00	0.00	0.00%	0.00	0.00%	0.00	0.00%	1	9.00	0.00	0.00%	0.00	0.00%	0.00	0.00%
24	International Union of Operating Engineers - IUOE Local #98	23	1,644.50	112.00	6.81%	325.50	19.79%	112.00	6.81%	164	36,081.55	1,561.00	4.33%	5,267.05	14.60%	2,239.00	6.21%
25	International Union of Operating Engineers - IUOE Local #478	0	0.00	0.00	0.00%	0.00	0.00%	0.00	0.00%	2	168.00	0.00	0.00%	0.00	0.00%	0.00	0.00%
26	International Union of Painters and Allied Trades - IUPAT District #11	0	0.00	0.00	0.00%	0.00	0.00%	0.00	0.00%	6	125.50	0.00	0.00%	0.00	0.00%	0.00	0.00%
27	International Union of Painters and Allied Trades - IUPAT Local #1333	3	248.00	0.00	0.00%	0.00	0.00%	0.00	0.00%	12	666.50	0.00	0.00%	29.00	4.35%	64.00	9.60%
28	Iron Workers District Council of New England	35	2,213.00	308.00	13.92%	476.50	21.53%	302.00	13.65%	119	26,143.00	3,488.00	13.34%	6,091.50	23.30%	2,427.00	9.28%
29	Laborers' District Council	1	8.00	0.00	0.00%	8.00	100.00%	0.00	0.00%	22	2,475.00	0.00	0.00%	1,037.00	41.90%	15.00	0.61%
30	Laborer's International Union of North America - LIUNA Building Wreckers Local #1421	9	304.00	120.00	39.47%	304.00	100.00%	0.00	0.00%	186	28,614.75	3,989.25	13.94%	27,102.75	94.72%	0.00	0.00%
31	Laborers Local #138	0	0.00	0.00	0.00%	0.00	0.00%	0.00	0.00%	2	89.00	0.00	0.00%	0.00	0.00%	0.00	0.00%
32	Laborers Local #151	0	0.00	0.00	0.00%	0.00	0.00%	0.00	0.00%	3	150.00	0.00	0.00%	0.00	0.00%	0.00	0.00%
33	Laborers Local #22	2	40.00	0.00	0.00%	24.00	60.00%	0.00	0.00%	18	6,045.50	0.00	0.00%	478.00	7.91%	980.50	16.22%
34	Laborers Local #223	0	0.00	0.00	0.00%	0.00	0.00%	0.00	0.00%	3	148.00	0.00	0.00%	54.00	36.49%	0.00	0.00%
35	Laborers Local #230	2	40.00	0.00	0.00%	40.00	100.00%	0.00	0.00%	9	771.25	0.00	0.00%	746.75	96.82%	7.50	0.97%
36	Laborers Local #243	1	19.50	0.00	0.00%	0.00	0.00%	0.00	0.00%	3	3,485.00	0.00	0.00%	0.00	0.00%	0.00	0.00%
37	Laborers Local #39	0	0.00	0.00	0.00%	0.00	0.00%	0.00	0.00%	3	1,002.50	0.00	0.00%	0.00	0.00%	833.00	83.09%
38	Laborers Local #455	2	48.00	24.00	50.00%	48.00	100.00%	0.00	0.00%	15	4,860.00	1,399.50	28.80%	4,860.00	100.00%	0.00	0.00%
39	Laborers Local #473	0	0.00	0.00	0.00%	0.00	0.00%	0.00	0.00%	9	1,182.00	0.00	0.00%	2.00	0.17%	0.00	0.00%
40	Laborers Local #547	0	0.00	0.00	0.00%	0.00	0.00%	0.00	0.00%	3	686.50	0.00	0.00%	0.00	0.00%	0.00	0.00%
41	Laborers Local #560	0	0.00	0.00	0.00%	0.00	0.00%	0.00	0.00%	1	8.00	0.00	0.00%	0.00	0.00%	0.00	0.00%
42	Laborers Local #596	51	3,188.00	149.00	4.67%	1,074.50	33.70%	0.00	0.00%	157	29,074.25	2,408.00	8.28%	8,928.50	30.71%	481.50	1.66%
43	Laborers Local #609	0	0.00	0.00	0.00%	0.00	0.00%	0.00	0.00%	10	336.50	0.00	0.00%	32.00	9.51%	0.00	0.00%
44	Laborers Local #610	0	0.00	0.00	0.00%	0.00	0.00%	0.00	0.00%	1	4.00	0.00	0.00%	0.00	0.00%	0.00	0.00%
45	Laborers Local #611	0	0.00	0.00	0.00%	0.00	0.00%	0.00	0.00%	1	270.50	0.00	0.00%	270.50	100.00%	0.00	0.00%
46	Laborers Local #665	0	0.00	0.00	0.00%	0.00	0.00%	0.00	0.00%	9	1,659.50	32.00	1.93%	1,659.50	100.00%	0.00	0.00%
47	Laborers Local #675	0	0.00	0.00	0.00%	0.00	0.00%	0.00	0.00%	1	133.50	0.00	0.00%	133.50	100.00%	0.00	0.00%
48	Laborers Local #88 [Tunnel Workers]	0	0.00	0.00	0.00%	0.00	0.00%	0.00	0.00%	4	338.50	0.00	0.00%	8.00	2.36%	41.00	12.11%
49	Laborers Local #999	84	5,261.50	706.50	13.43%	1,770.50	33.65%	675.00	12.83%	403	86,750.96	11,541.21	13.30%	29,556.75	34.07%	10,572.00	12.19%
50	Laborers Local #1000	0	0.00	0.00	0.00%	0.00	0.00%	0.00	0.00%	3	24.00	8.00	33.33%	8.00	33.33%	0.00	0.00%
51	Massachusetts Laborers' District Council	1	116.00	0.00	0.00%	0.00	0.00%	0.00	0.00%	6	516.00	0.00	0.00%	85.00	16.47%	0.00	0.00%
52	NY Bricklayers #2	0	0.00	0.00	0.00%	0.00	0.00%	0.00	0.00%	1	4.00	0.00	0.00%	0.00	0.00%	0.00	0.00%
53	Operating Engineers Local #4	2	161.50	0.00	0.00%	0.00	0.00%	0.00	0.00%	14	1,053.50	0.00	0.00%	0.00	0.00%	0.00	0.00%
54	Operating Engineers Local #478	0	0.00	0.00	0.00%	0.00	0.00%	0.00	0.00%	4	329.50	0.00	0.00%	139.50	42.34%	0.00	0.00%
55	Painters and Allied Trades District Council #35	0	0.00	0.00	0.00%	0.00	0.00%	0.00	0.00%	24	2,717.50	0.00	0.00%	164.50	6.05%	0.00	0.00%
56	Pile Drivers Local #56	0	0.00	0.00	0.00%	0.00	0.00%	0.00	0.00%	19	2,114.00	0.00	0.00%	468.50	22.16%	180.50	8.54%
57	Plasterers and Cement Masons Local #534	4	328.00	0.00	0.00%	120.00	36.59%	0.00	0.00%	26	1,147.00	0.00	0.00%	591.50	51.57%	41.00	3.57%
58	Plumbers & Pipefitters #104	51	4,265.50	214.50	5.03%	522.00	12.24%	544.00	12.75%	125	29,528.50	1,793.50	6.07%	3,698.50	12.53%	1,644.00	5.57%
59	Roofers #248	0	0.00	0.00	0.00%	0.00	0.00%	0.00	0.00%	38	1,677.00	0.00	0.00%	206.00	12.28%	26.00	1.55%
60	Sheet Metal Workers #17	0	0.00	0.00	0.00%	0.00	0.00%	0.00	0.00%	4	116.00	0.00	0.00%	0.00	0.00%	0.00	0.00%
61	Sheet Metal Workers #40	0	0.00	0.00	0.00%	0.00	0.00%	0.00	0.00%	2	436.00	0.00	0.00%	0.00	0.00%	0.00	0.00%
62	Sheet Metal Workers #63	14	1,333.00	106.00	7.95%	254.00	19.05%	107.00	8.03%	41	4,807.75	430.00	8.94%	476.25	9.91%	145.00	3.02%
63	Sprinkler Fitters #669	10	670.00	24.00	3.58%	200.00	29.85%	115.00	17.16%	23	4,108.00	24.00	0.58%	1,235.00	30.06%	345.00	8.40%
64	Teamsters' #404	0	0.00	0.00	0.00%	0.00	0.00%	0.00	0.00%	7	945.50	114.50	12.11%	16.00	1.69%	0.00	0.00%

MGM Springfield
 Workforce Diversity Report (By Union)
 As of: April 28, 2017

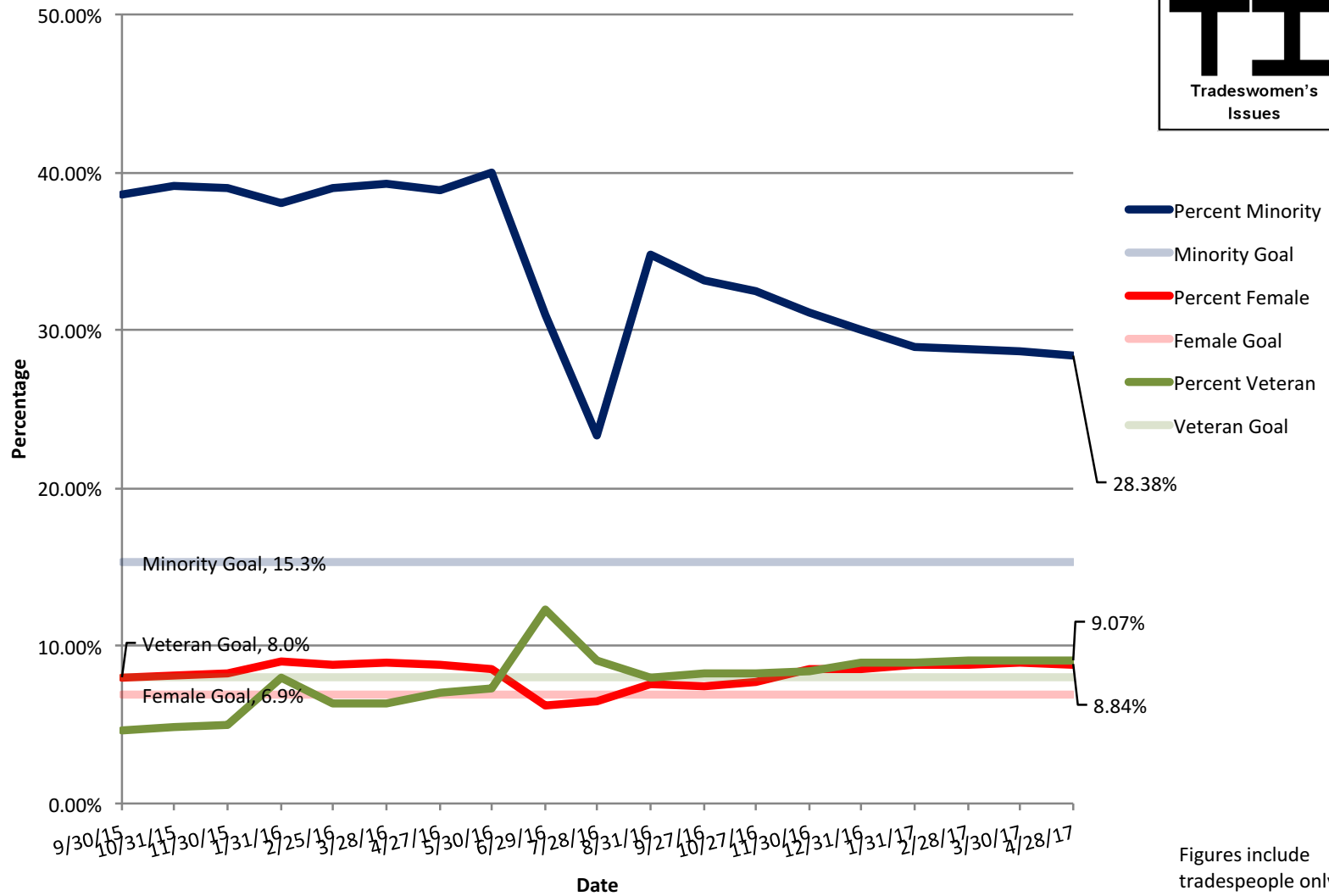
Reference	Union	This Month's Workforce Diversity Statistics						Project To Date Workforce Diversity Statistics									
		Employee Count	This Month's Total Hours	Women		Minority		Veteran		Employee Count	Project To Date Total Hours	Women		Minority		Veteran	
				Hours	%	Hours	%	Hours	%			Hours	%	Hours	%	Hours	%
Subtotal - Other Unions		541	36,152.00	3,190.50	8.83%	8,724.00	24.13%	3,360.00	9.29%	2,424	455,849.78	40,309.21	8.84%	129,384.81	28.38%	41,335.00	9.07%
65 On-Site Design / Management		74	7,520.05	1,131.30	15.04%	1,502.55	19.98%	635.00	8.44%	287	158,670.20	22,212.05	14.00%	19,013.15	11.98%	21,174.55	13.35%
Total		615	43,672.05	4,321.80	9.90%	10,226.55	23.42%	3,995.00	9.15%	2,711	614,519.98	62,521.26	10.17%	148,397.96	24.15%	62,509.55	10.17%

Totals - Overall			
Group	Project Goals	Project To Date	Delta
Women	6.90%	10.17%	3.27%
Minority	15.30%	24.15%	8.85%
Veteran	8.00%	10.17%	2.17%

Notes:

- (1) Statistics include all workforce reports that were received by MGM as of April 28, 2017.
- (2) The total number of unique union workers that have worked on site is approximately 2,184. The 2,424 union workers identified above includes workers that have worked for multiple companies and/or multiple unions.

MGM Springfield: Totals for Access and Opportunity Goals as of 4/28/17 - 455,849.78 Hours Completed



Figures include tradespeople only

Wynn BOSTON HARBOR
®

Wynn Boston Harbor | May 9, 2017

ACCESS & OPPORTUNITY COMMITTEE MONTHLY UPDATE APRIL 2017

Participation Goals Review

Consultant / Contractor Participation – Design Contracts:

Minority Business Enterprise (MBE): 7.9%

Women Business Enterprise (WBE): 10%

Veteran Business Enterprise (VBE): 1%

Contractor Participation – Construction Contracts:

Minority Business Enterprise (MBE): 5%

Women Business Enterprise (WBE): 5.4%

Veteran Business Enterprise (WBE): 1%

Workforce Participation – Construction (% of workforce hours):

Minorities: 15.3%

Women: 6.9%

Veterans: 3%

Design: M/W/VBE Participation

- As of April 30th, 20.9%, \$11.5 million, of project design contracts have been awarded to M/W/VBEs.

	# Contract Awards	Goal	Awarded to Date	\$ Awarded to Date
MBE	12	7.9%	8.7%	\$4.8 M
WBE	11	10.0%	5.2%	\$2.8 M
VBE	4	1.0%	6.8%	\$3.9 M
TOTAL	27	18.9%	20.9%	\$11.5 M

Design: M/W/VBE Participation, Contracts Awarded

MBE (12)	Consultant / Contractor	Location	Scope	Award Amount (\$)	% Goal	% of Awarded Contracts
	Bryant Associates (Sub to AECOM)	Boston, MA	Surveying			
	Bukhari Design Studio	Las Vegas, NV	Interior Design			
	Crabtree McGrath (Sub to Jacobs)	Georgetown, MA	Food Service			
	C&C Consulting Engineers (Sub to AECOM)	Boston, MA	Surveying			
	DREAM Collaborative (Sub to Jacobs)	Boston, MA	Architecture			
	Eric Montelongo Irrigation Design	Orange, CA	Irrigation Design			
	Fernandez & Associates (Sub to Jacobs)	Byfield, MA	Fire Protection			
	Michael Hong Architects Inc.	Culver City, CA	Themed Architecture			
	Nobis Engineering (Sub to Bohler)	Concord, NH	Service Road Design			
	The Radio Frequency Network Company	Burbank, CA	Network Design			
	SAR Engineering (Sub to Jacobs)	Quincy, MA	MEP			
	Shen Milsom & Wilke (Sub to Jacobs)	New York, NY	Acoustics			
TOTAL				\$4,802,304	7.9%	8.7%
WBE (11)						
	Cleo Design	Las Vegas, NV	Interior Design			
	Comprehensive Environmental (Sub to AECOM)	Marlborough, MA	Permitting, Environmental			
	Design Enterprise	Las Vegas, NV	Interior Design			
	Keville Enterprises (Sub to AECOM)	Boston, MA	Scheduling, Cost Estimating			
	Lumen Studio (Sub to AECOM)	Lowell, MA	Lighting Design			
	Pam Shadley Associates (Sub to Lifescapes)	Lexington, MA	Landscape Architecture			
	Pam Shadley Associates (Sub to AECOM)	Lexington, MA	Landscape Architecture			
	PEER Consultants (Sub to Bohler)	Burlington, MA	Construction Administration			
	Regina Villa Associates (Sub to AECOM)	Boston, MA	Public Relations / Outreach			
	Ryan Biggs Clark Davis	Clifton Park, NY	Independent Structural Review			
	Saam Architecture (Sub to Jacobs)	Boston, MA	Architecture			
TOTAL				\$2,830,508	10.0%	5.2%
VBE (4)						
	JBA Consulting Engineers (Sub to Jacobs)	Las Vegas, NV	MEP, FP, Telecomm			
	JBA Consulting Engineers	Las Vegas, NV	Audio Visual			
	Eslick Design Associates	Tulsa, OK	Signage			
	Fort Hill Infrastructure (Sub to AECOM)	Boston, MA	Traffic Engineering			
TOTAL				\$3,859,018	1.0%	7.0%
TOTAL DIVERSE CONTRACTS				\$11,491,830	18.9%	20.9%
TOTAL QUALIFIED DESIGN AWARDS				\$54,934,156		

Design & Construction M/W/VBEs: Outreach

- **Bi-weekly email communications** sent to local Chambers of Commerce, Wynn / Suffolk sub-contractor and supplier database, and diverse business group partners: Supplier Diversity Office, GNEMSDC, Mass Minority Contractors Association, Center for Women & Enterprise, and the Hispanic American Institute.

Construction: M/W/VBE Participation

- As of April 30th, 18.0%, \$168.5 million, of construction contracts have been awarded to M/W/VBEs.
- Construction contracts in April included awards to three MBEs, seven WBEs, and one VBE.
- Negotiations with additional M/W/VBE sub-contractors and suppliers are underway, following awards to prime tier sub-contractors.

	# Contract Awards	Goal	Awarded to Date	\$ Awarded to Date
MBE	38	5.0%	6.7%	\$62.6 M
WBE	79	5.4%	11.7%	\$110.1 M
VBE	28	1.0%	4.3%	\$40.2 M
TOTAL	119*	11.4%	18.0%*	\$168.9 M*

Total Qualified Construction Spend = \$937,566,867

* M/W/VBE contract awards report includes awards made to businesses with more than one diverse classification (i.e. M/WBE). Totals reported deduct any double counting due to awards to businesses with more than one diverse classification.



Construction: MBE Participation, 38 Contracts Awarded

Sub-Contractor / Supplier	Location	Scope	Award Amount (\$)	% Goal	% of Awarded Contracts
Andella Iron Inc.	Chelsea, MA	Rebar Install			
All Time Service, Inc. (M/WBE)	Jamaica Plain, MA	Cleaning			
Adonai Water (M/WBE)	Randolph, MA	Water Supply			
Anvil Steel & Engineering (M/VBE)	Taunton, MA	Shear Stud Installation			
Anvil Steel & Engineering (M/VBE)	Taunton, MA	Rebar at main level			
ASA Environmental Products (M/WBE)	Stonington, CT	Drywall Materials Supply			
ASA Environmental Products (M/WBE)	Stonington, CT	Drywall Materials Supply			
Building Enclosure Associates	Charlestown, MA	Commissioning			
Carol's Lighting & Supply (M/W/VBE)	Canton, MA	Electrical Materials & Equipment			
Carol's Lighting & Supply (M/W/VBE)	Canton, MA	Electrical Gear Supply			
Carol's Lighting & Supply (M/W/VBE)	Canton, MA	Light Fixture Supply & Install			
Carol's Lighting & Supply (M/W/VBE)	Canton, MA	Material Supplies			
CDP Fastener Group	Brockton, MA	Ejector Pump Control Panel Supply			
Charter Contracting Company	Boston, MA	Remediation			
Charter Contracting Company	Boston, MA	Trucking			
Dependable Masonry Construction	North Reading, MA	Masonry			
Don Martin	Marshfield, MA	Paving			
Don Martin	Marshfield, MA	Paving			
D. Silva Trucking	Carver, MA	Trucking			
Duray J.F. Duncan Industries	Downey, CA	Food Service Equipment			
Edwards Group (M/WBE)	Mattapan, MA	Onsite Trucking/Soils Hauling			
E. G. Fisher Construction, Inc.	Worcester, MA	CIP Light RT Wall Concrete Work			
Fisher Contracting Corporation (M/WBE)	Worcester, MA	Living Shore Line Earthwork			
FL&A Trucking	Dorchester, MA	Trucking			
Gira Steel (M/WBE)	West Columbia, SC	Steel Fabrication			
Independent Pipe Service	Houston, TX	Drill Casing Supply			
Independent Pipe Service	Houston, TX	Pipe Supplies			
JHP Industrial Supply Co. Inc.	Syracuse, NY	Pipe, Valves, Fittings			
Maria Fallon Electrical Services (M/WB)	Millis, MA	Electrical Labor			
M-O-N Landscaping	North Dartmouth, MA	Erosion Control			
Moor Metals Inc	Holliston, MA	Pipe, Piles, Tile & Rod			
Moor Metals Inc	Holliston, MA	Metal Materials			
Regis Steel	Fall River, MA	Rebar Cages			
Richard W. Reid Electrical	Billerica, MA	Electrical			
Richard W. Reid Electrical	Billerica, MA	Hotel Tower Electrical Labor			
Titan Roofing (M/VBE)	Quincy, MA	Roofing			
US Inspection & Consulting	Phoenix, AZ	Materials Testing			
Wood & Wire Fence	Lincoln, RI	Temporary Fence			
TOTAL			\$62,620,371	5.0%	6.7%

Construction: WBE Participation, 79 Contracts Awarded

Sub-Contractor / Supplier	Location	Scope	Award Amount (\$)	% Goal	% of Awarded Contracts
ABC Soils, Inc.	Sudbury, MA	Soil Testing			
Adonai Water (M/WBE)	Randolph, MA	Water Supply			
Angelini Plastering, Inc	North Reading, MA	Synthetic Stucco			
Albanese Brothers, Inc	Dracut, MA	Stone			
Albanese Brothers, Inc	Dracut, MA	Furnish stone & gravel			
Alliance Detective & Security	Everett, MA	Site Security			
Alliance Detective & Security	Everett, MA	Site Security			
All Time Service, Inc. (M/WBE)	Jamaica Plain, MA	Cleaning			
Applied Insulation	Plaistow, NH	HVAC Pipe & Duct Installation			
Architectural Products	Burlington, CT	Glass & Glazing Materials			
ASA Environmental Products (M/WBE)	Stonington, CT	Drywall Materials Supply			
ASA Environmental Products (M/WBE)	Stonington, CT	Drywall Materials Supply			
Back Bay Concrete	Wakefield, MA	Place and Finish Concrete Slab			
Brennan Consulting	Burlington, MA	Surveying			
BOSS Steel	Everett, MA	Steel Erection			
Boston Bridge & Steel	Methuen, MA	Catwalk Railing Fabrication			
Carol's Lighting & Supply (M/W/VBE)	Canton, MA	Electrical Materials & Equipment			
Carol's Lighting & Supply (M/W/VBE)	Canton, MA	Electrical Gear Supply			
Carol's Lighting & Supply (M/W/VBE)	Canton, MA	Light Fixture Supply & Install			
Carol's Lighting & Supply (M/W/VBE)	Canton, MA	Material Supplies			
Chapman Electric (W/VBE)	Sandwich, MA	ALC Installation			
Coghlin Electrical	Worcester, MA	Medium Voltage Electrical			
Coghlin Electrical	Worcester, MA	Podium North Electrical			
Consolidated Brick Supplies	Avon, MA	Masonry Accessories			
Charles George Trucking	Londonderry, NH	Trucking			
Dagle Electrical Construction	Woburn, MA	Electrical			
Delucca Fence Company	Methuen, MA	Fencing			
Delucca Fence Company	Methuen, MA	Fencing			
Edwards Group (M/WBE)	Mattapan, MA	Onsite Trucking/Soils Hauling			
Fabiano Oil Corp	Wrentham, MA	Fuel Supply			
Fabiano Oil Corp	Wrentham, MA	Fuel Supply			
Fabiano Oil Corp	Wrentham, MA	Fuel Supply			
Fisher Contracting Corporation (M/WBE)	Worcester, MA	Living Shoreline Earthwork, Concrete			
General Safety Services Corp.	Canton, MA	Safety Equipment & Material			

Construction: WBE Participation (cont.), 79 Contracts Awarded

Sub-Contractor / Supplier	Location	Scope	Award Amount (\$)	% Goal	% of Awarded Contracts	
Gira Steel (M/WBE)	West Columbia, SC	Steel Fabrication				
Granite City Electrical	Quincy, MA	Electrical Supplies				
Granite City Electrical	Quincy, MA	Electrical Supplies				
Granite City Electrical	Quincy, MA	Electrical Supplies				
Hat Creek Outfit	Rockland, MA	HVAC Supplies				
Hat Creek Outfit	Rockland, MA	Pipe, Fitting Valves Supplier				
Hat Creek Outfit	Rockland, MA	Pipe, Fitting Valves Supplier				
Heritage Construction	Watertown, MA	Supplies				
Imex Cargo	East boston	Trucking & Freight				
Imex Cargo	East boston	Trucking & Freight				
Jackson Glass	Roslindale, MA	Curtain Wall Installation				
J F Shine Mechanical	West Roxbury, MA	Plumbing Insulation				
JMD Building Products	New York, NY	Pipe supplies				
J. Rego Trucking	Taunton, MA	Trucking				
Keville Enterprises	Boston, MA	Construction Inspections				
Lub-O-Line Industrial Oil	Somerville, MA	Lube & Fuel Supplier				
Maria Fallon Electrical Services (M/WB)	Millis, MA	Electrical Labor				
Melo's Rodbusters	South Dartmouth, MA	Reinforcing Steel Supply				
Modulease Corporation	Plainville, MA	Site Office Trailer				
Nobscot Supply Company	Framingham, MA	Supplies				
Pest End Inc	Methuen, MA	Pest Control				
P J Spillane	Everett, MA	Waterproofing				
P J Spillane	Everett, MA	Waterproofing				
P J Spillane	Everett, MA	Waterproofing				
Ramco	West Bridgewater, MA	Stakes, Hay Bales, Fence				
Rebars & Mesh	Haverhill, MA	Rebar Supply				
Rebars & Mesh	Haverhill, MA	Rebar Supply				
Rebars & Mesh	Haverhill, MA	Rebar Supply				
Rebars & Mesh	Haverhill, MA	Rebar at Lower Garage				
Southcoast Supplies	Fairhaven, MA	CMU, Mortar, and Grout				
Stadium Fuel	Peabody, MA	Fuel				
Taibi Equipment	Wakefield, MA	Equipment Rental				
Taycam LLC	Plymouth, MA	Equipment Rental				
Thompson Company	E. Weymouth, MA	Doors, Frames, Hardware				
Thompson Company	E. Weymouth, MA	Doors, Frames, Hardware				
Tools Unlimited	Stoughton, MA	Small tools supply				
Tools Unlimited	Stoughton, MA	Tools & Hanging Materials				
Turtle & Hughes	Linden, NJ	Commodities / Gear				
Urban Insulation	Salisbury, MA	Furnish, Install Pipe Insulation				
Villanova Construction	Roslindale, MA	Supplier				
Welch Associates Land Surveyors	West Bridgewater, MA	Layouts, As-built Surveys				
Welch Associates Land Surveyors	West Bridgewater, MA	Layouts, As-built Surveys				
Wang Commissioning	West Roxbury, MA	Building Commissioning				
William G. Moore	Freehold, NJ	Timber Piles Supply				
Wynco Distributors of New England	Wilmington, MA	Carpet Pad Vendor				
			TOTAL	\$110,062,803	5.4%	11.7%

Construction: VBE Participation, 27 Contracts Awarded

Sub-Contractor / Supplier	Location	Scope	Award Amount (\$)	% Goal	% of Awarded Contracts
Anvil Steel Engineering (M/VBE)	Taunton, MA	Shear Stud Installation			
Anvil Steel & Engineering (M/VBE)	Taunton, MA	Rebar at main level			
Arrow Security	Springfield, MA	Site Security			
Broco Oil	North Reading, MA	Fuel Supply			
Broco Oil	North Reading, MA	Fuel Supply			
Broco Oil	North Reading, MA	Fuel Supply			
Broco Oil	North Reading, MA	Fuel Supply			
Broco Oil	North Reading, MA	Fuel Supply			
Broco Oil	North Reading, MA	Fuel Supply			
Carol's Lighting & Supply (M/W/VBE)	Canton, MA	Electrical Materials & Equipment			
Carol's Lighting & Supply (M/W/VBE)	Canton, MA	Electrical Gear Supply			
Carol's Lighting & Supply (M/W/VBE)	Canton, MA	Light Fixture Supply & Install			
Carol's Lighting & Supply (M/W/VBE)	Canton, MA	Material Supplies			
Chapman Electric (W/VBE)	Sandwich, MA	ALC Installation			
Cobias	Dedham, MA	Stud Rail Supply			
Eastern Exterior Wall	Allentown, PA	Pre-Engineered Walls			
Frisoli Electric	Holbrook, MA	Grounding Materials Supply			
Homeland Mechanical	Quincy, MA	Furnish, Install Trench Drains			
Homeland Mechanical	Quincy, MA	Pipe Fitter Labor			
J Rams	East Wareham, MA	Sign Installation			
Osprey Construction Supply	Sharon, MA	Pipe Hanger & Fastener Supply			
Osprey Construction Supply	Sharon, MA	Pipe Hanger & Fastener Supply			
Recon Outfitters	Sturbridge, MA	Water/slurry tanks			
Sourcing Solutions	Tigard, OR	Crane Mat Supplier			
Swag Tools	Waltham, MA	Miscellaneous Supplies			
Tansey Electric	Manchester, NH	Electrical Labor			
Titan Roofing (M/VBE)	Quincy, MA	Roofing			
Thompson & Lichtner, Inc.	Canton, MA	Materials Testing			
TOTAL			\$40,228,906	1.0%	4.3%

Construction: Workforce Participation

- As of April 27th, 485,250 hours of work had been completed on the project site by 1,554 workers.
- 370 minorities, 93 females, and 77 veterans have performed construction work on the project.

	# Workers*	# Diverse Workforce Hours*	Goal	% Diverse Workforce Hours to Date
Minority	370	125,106.3	15.3%	25.8%
Female	93	34,206.5	6.9%	7.0%
Veteran	77	31,544.5	3.0%	6.5%

*Individual workers, and the hours worked by those individuals, may be counted in more than one diverse category.

Construction Workforce: Outreach

- Ongoing outreach and work with community partners and Career Centers, including monthly reminders about upcoming Building Trades Apprenticeship Application Opportunities. Continuing referrals for career seekers to apprenticeship programs and on-site sub-contractors.
- On-site sub-contractors notifications sent to all union walk-on applicants.
- Annual planning underway with La Comunidad, Everett Haitian Community Center.
- **4/4:** Youthbuild, City of Everett.
- **4/7:** Building Pathways Graduation.
- **4/13:** Girls in Trades Conference & Career Day – Western Mass.
- **4/13:** Quarterly Diversity Recognition Award.
- **4/14:** Monthly Educational Site Tour with Everett High School Students.
- **4/24:** Building Pathways interviews.
- **4/29:** Suffolk Downs Track Worker outreach.

DIVERSITY RECOGNITION




AWARDED TO


J. Derenzo Co.

In recognition of your outstanding efforts to promote local, minority, women and veteran workforce diversity on the Wynn Boston Harbor construction project.

Signed April 6, 2017



John F. Fish, *Chairman & CEO, Suffolk Construction*



Robert DeSalvio, *President, Wynn Boston Harbor*





April 6, 2017

Mr. David Howe, President
J. Derenzo Company
338 Howard Street
Brockton, MA 02333

Re: Diversity Quarterly Recognition for Best Performance

Dear Mr. Howe:

We are writing to recognize and congratulate you for outstanding workforce diversity performance on the Wynn Boston Harbor project.

Every quarter the Wynn and Suffolk executive teams acknowledge outstanding diversity performers. Over the last several months, the J. Derenzo Company team demonstrated a strong commitment to meeting and exceeding the workforce goals. Your efforts resulted in an on-site Trade workforce of 21.0% minorities, 7.4% females, and 7.0% veterans.

These results were achieved under the supervision and daily efforts of Mr. Stephen Stuart and Ms. Caitlin Spector. We commend the hard work and dedication of these individuals, including their efforts to engage with International Union of Operating Engineers Local 4, Massachusetts Laborers Local 22 and other various local unions under Massachusetts Laborers to build and maintain a diverse crew of workers. Specifically, J. Derenzo Company has exceeded the goals in all three categories, submitted certified payrolls in a timely manner, and demonstrated effective oversight of their subcontractors to also report and meet the workforce goals.

Wynn and Suffolk see diversity as an important and valuable component of the Wynn Boston Harbor project. Diversity expands economic opportunities in our community and brings a broad and valuable range of perspectives and talents to the job site.

We sincerely THANK YOU, and look forward to your continued outstanding performance.

With appreciation,

Handwritten signatures of Bob DeSalvio and Chris Gordon in blue ink.

Bob DeSalvio Chris Gordon
President President
Wynn Boston Harbor Wynn Design & Development

Handwritten signature of John Fish in blue ink.


John Fish
Chairman & CEO
Suffolk Construction

Handwritten signature of Shelley Webster in blue ink.

Shelley Webster
Compliance Officer
Suffolk Construction







WE SUPPORT
OUR
TROOPS





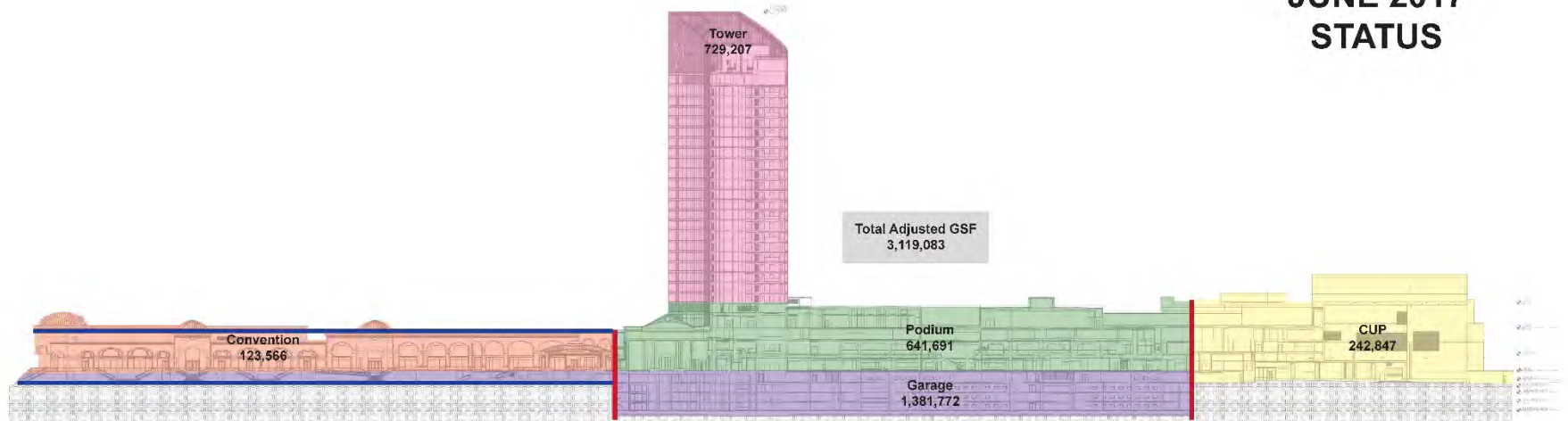








**JUNE 2017
STATUS**

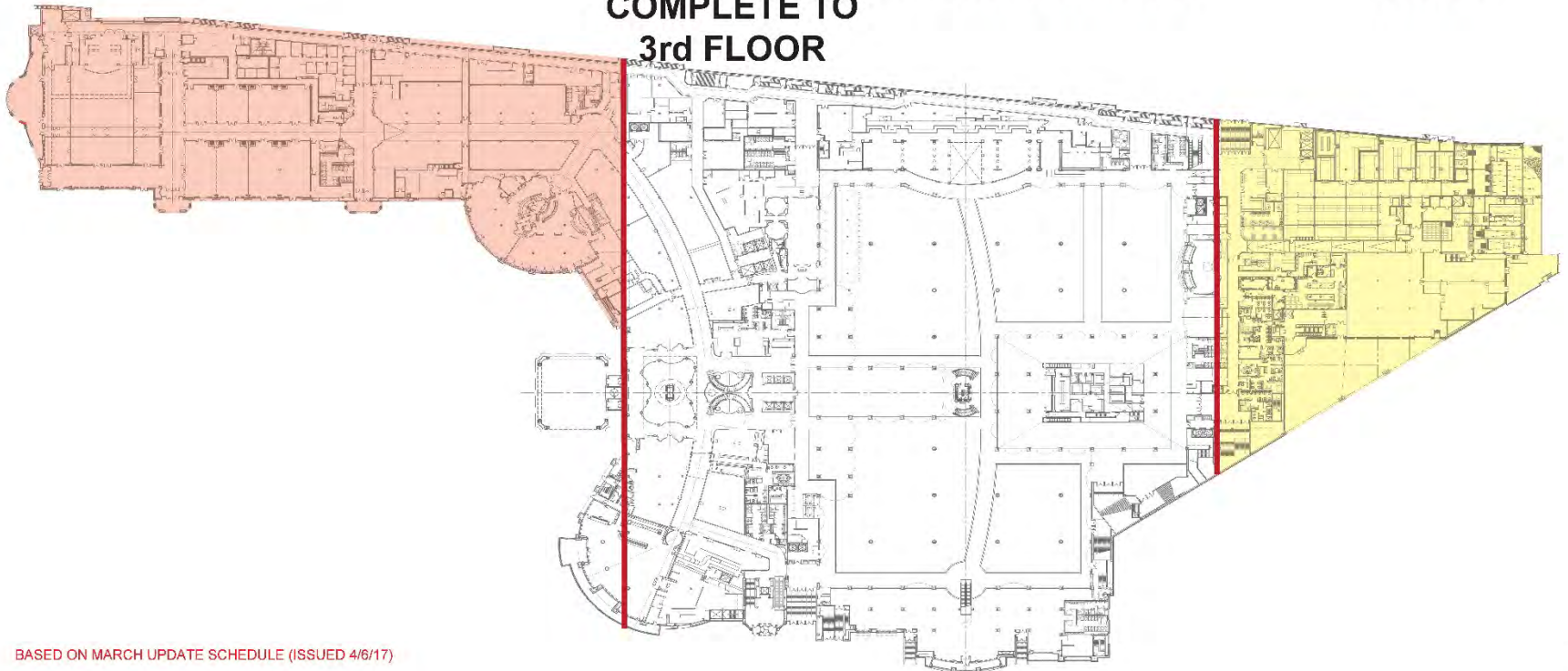


FOUNDATION WORK

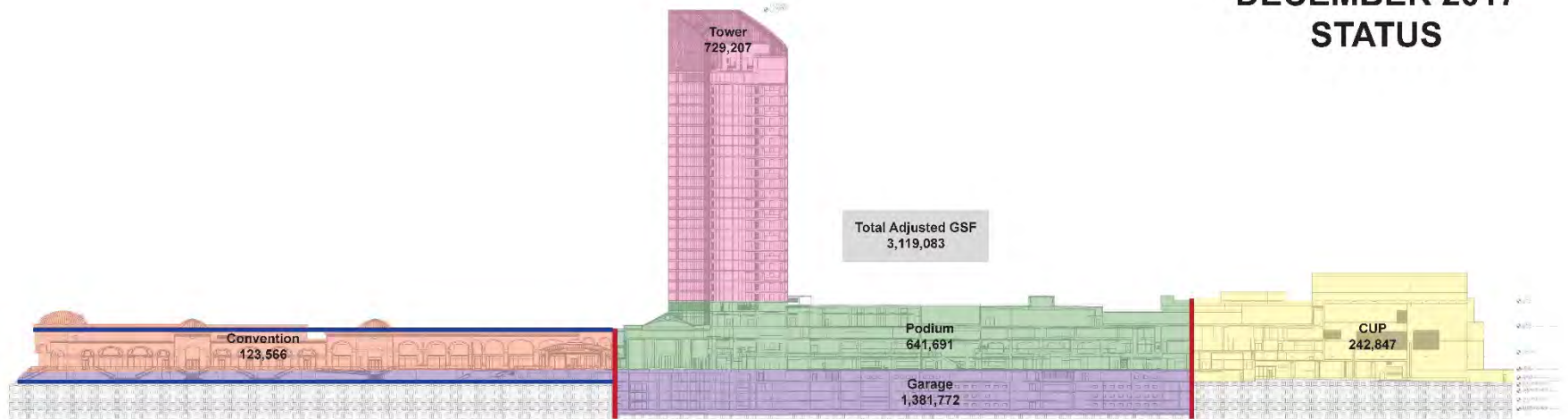
**HOTEL
STRUCTURE
COMPLETE TO
3rd FLOOR**

**STRUCTURE
BETWEEN B2 & B1**

**WEATHER
TIGHT**



DECEMBER 2017 STATUS

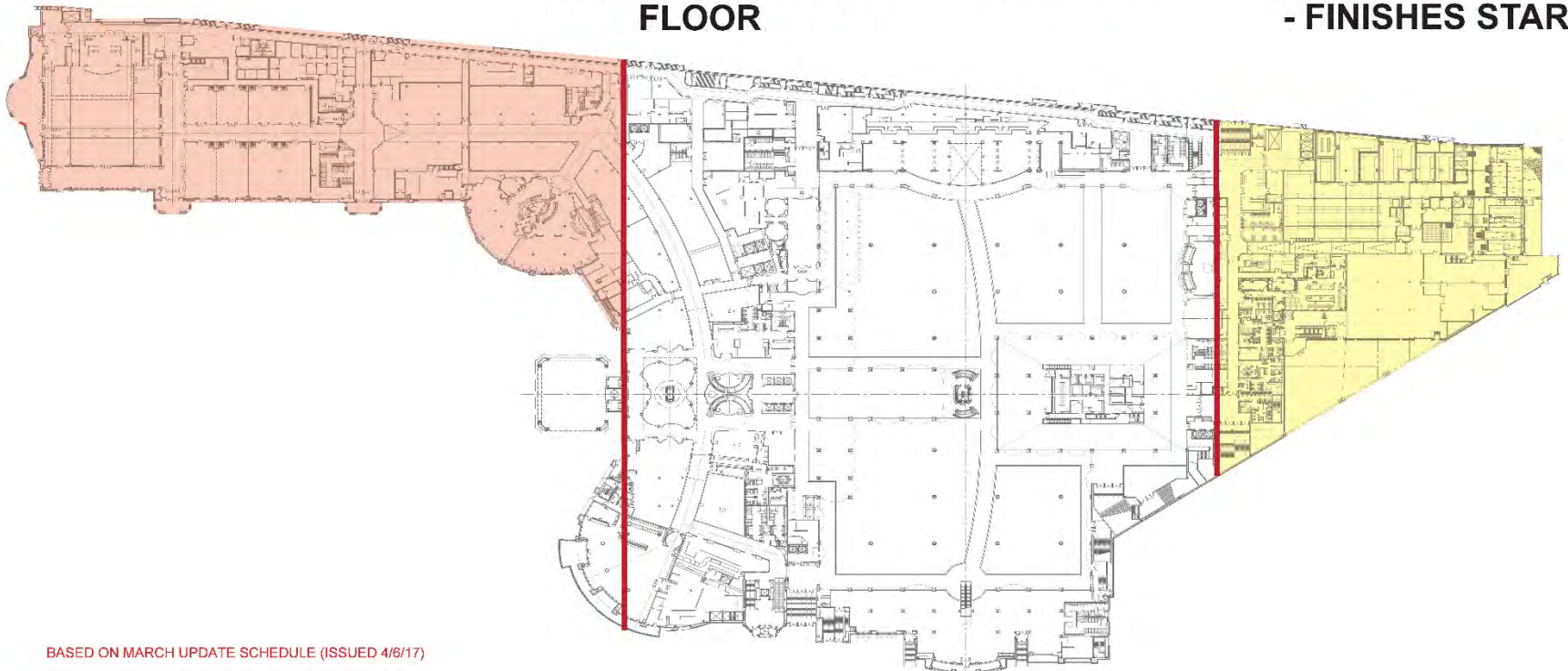


FACADE WORK ON GOING

**STRUCTURE
COMPLETE TO 27th
FLOOR**

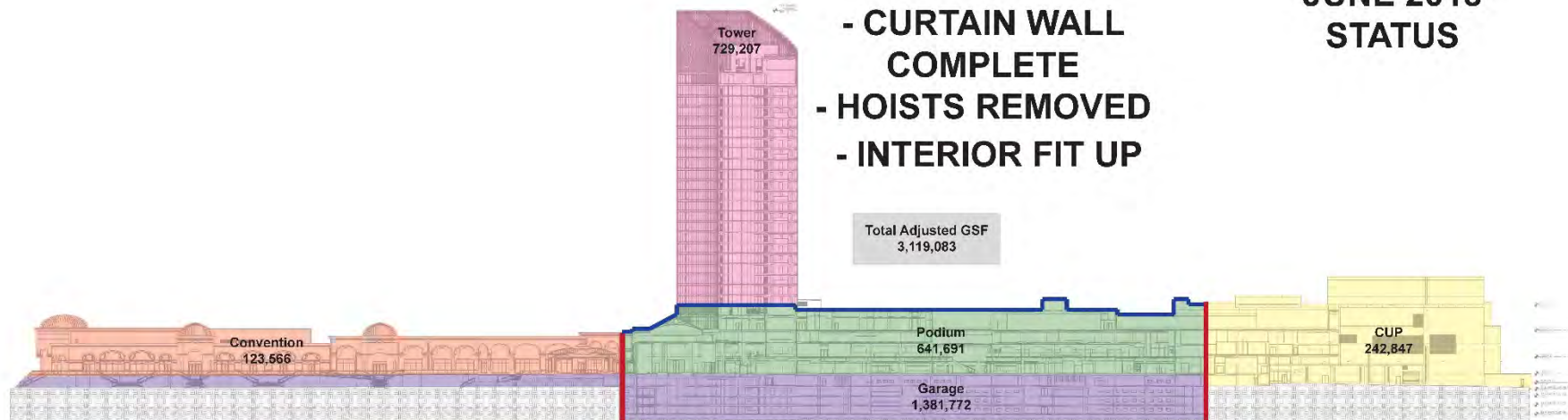
**FACADE
COMPLETE**

**- MEP ROUGH INS
COMPLETE
- FINISHES STARTING**



**JUNE 2018
STATUS**

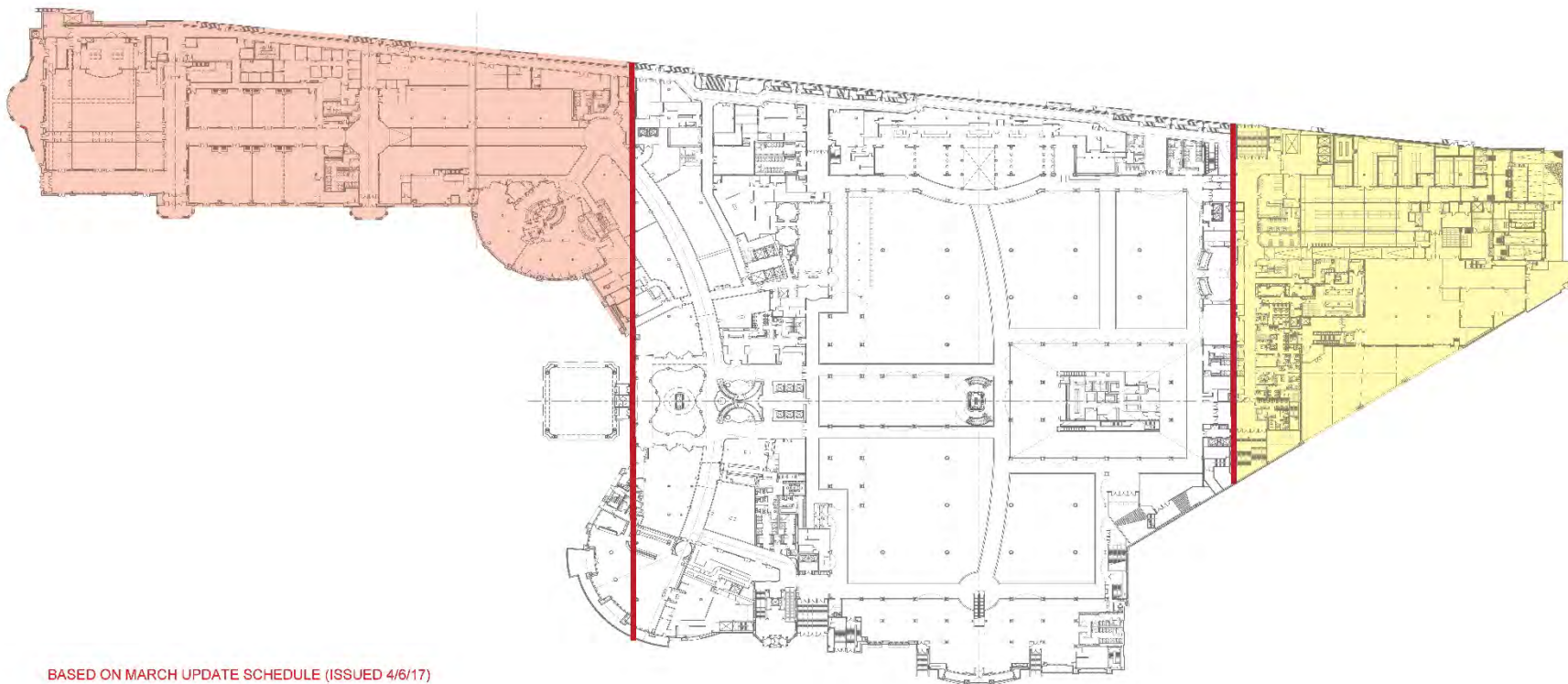
- CURTAIN WALL COMPLETE
- HOISTS REMOVED
- INTERIOR FIT UP



INTERIOR FIT OUT UNDERWAY

INTERIOR FIT OUT UNDERWAY

PUNCH LIST



Wynn BOSTON HARBOR
®

Workforce Summary Report

WYNN BOSTON HARBOR
 Construction Workforce Diversity
 Date Range: 9/2015 - 4/27/2017

LOCAL TRADE UNION	APRIL 2017										
	Total Hours	Total # Workers	MINORITY - Goal: 15.3%			FEMALE - Goal: 6.9%			VETERAN - Goal: 3.0%		
			# Workers	Hours	%	# Workers	Hours	%	# Workers	Hours	%
Asbestos Workers Local 6	0.0	0	0	0.0	0.0%	0	0.0	0.0%	0	0.0	0.0%
Boilermakers Local 29	0.0	0	0	0.0	0.0%	0	0.0	0.0%	0	0.0	0.0%
Bricklayers Local 3 Eastern Mass.	0.0	0	0	0.0	0.0%	0	0.0	0.0%	0	0.0	0.0%
Carpenters Local 107	107.0	1	0	0.0	0.0%	0	0.0	0.0%	0	0.0	0.0%
Carpenters Local 108	300.0	3	3	300.0	100.0%	0	0.0	0.0%	0	0.0	0.0%
Carpenters Local 111	347.5	2	2	347.5	100.0%	0	0.0	0.0%	0	0.0	0.0%
Carpenters Local 1305	405.0	4	1	204.0	50.4%	0	0.0	0.0%	0	0.0	0.0%
Carpenters Local 218	6,949.5	50	15	2,116.0	30.4%	6	944.5	13.6%	3	520.0	7.5%
Carpenters Local 26	30.0	1	1	30.0	100.0%	0	0.0	0.0%	0	0.0	0.0%
Carpenters Local 275	478.0	3	0	0.0	0.0%	0	0.0	0.0%	0	0.0	0.0%
Carpenters Local 33	3,631.0	27	6	864.0	23.8%	1	197.0	5.4%	2	299.0	8.2%
Carpenters Local 40	457.0	2	0	0.0	0.0%	0	0.0	0.0%	0	0.0	0.0%
Carpenters Local 424	40.0	1	0	0.0	0.0%	0	0.0	0.0%	0	0.0	0.0%
Carpenters Local 475	84.0	1	0	0.0	0.0%	0	0.0	0.0%	0	0.0	0.0%
Carpenters Local 535	0.0	0	0	0.0	0.0%	0	0.0	0.0%	0	0.0	0.0%
Carpenters Local 624	665.0	17	5	104.0	15.6%	2	56.0	8.4%	0	0.0	0.0%
Carpenters Local 67	1,617.0	11	5	680.5	42.1%	0	0.0	0.0%	0	0.0	0.0%
Electricians Local 103 I.B.E.W.	4,885.0	50	13	1,160.5	23.8%	5	547.5	11.2%	2	284.0	5.8%
Electricians Local 104 I.B.E.W (Utilities)	0.0	0	0	0.0	0.0%	0	0.0	0.0%	0	0.0	0.0%
Elevator Constructors Local 4	40.0	4	0	0.0	0.0%	0	0.0	0.0%	0	0.0	0.0%
Floorcoverers Local 2168	0.0	0	0	0.0	0.0%	0	0.0	0.0%	0	0.0	0.0%
Iron Workers Local 7	9,360.5	142	39	2,880.0	30.8%	7	413.0	4.4%	14	1,168.0	12.5%
Laborers Local 133	85.0	1	0	0.0	0.0%	0	0.0	0.0%	0	0.0	0.0%
Laborers Local 138	211.5	2	1	203.0	96.0%	0	0.0	0.0%	0	0.0	0.0%
Laborers Local 14	0.0	0	0	0.0	0.0%	0	0.0	0.0%	0	0.0	0.0%
Laborers Local 1421 (Wreckers)	756.0	8	8	756.0	100.0%	0	0.0	0.0%	1	100.0	13.2%
Laborers Local 146	0.0	0	0	0.0	0.0%	0	0.0	0.0%	0	0.0	0.0%
Laborers Local 151	1,738.5	11	5	839.5	48.3%	1	176.5	10.2%	0	0.0	0.0%
Laborers Local 175	1,639.5	13	7	963.0	58.7%	0	0.0	0.0%	1	217.0	13.2%
Laborers Local 22	12,369.5	107	34	3,579.0	28.9%	16	1,686.5	13.6%	1	53.0	0.4%
Laborers Local 223	1,406.0	10	3	463.5	33.0%	0	0.0	0.0%	0	0.0	0.0%
Laborers Local 230	0.0	0	0	0.0	0.0%	0	0.0	0.0%	0	0.0	0.0%
Laborers Local 243	224.5	2	0	0.0	0.0%	0	0.0	0.0%	0	0.0	0.0%
Laborers Local 271	294.0	4	2	226.5	77.0%	0	0.0	0.0%	0	0.0	0.0%
Laborers Local 385	183.0	1	1	183.0	100.0%	0	0.0	0.0%	0	0.0	0.0%
Laborers Local 39	0.0	0	0	0.0	0.0%	0	0.0	0.0%	0	0.0	0.0%
Laborers Local 401	201.0	5	0	0.0	0.0%	0	0.0	0.0%	2	134.0	66.7%
Laborers Local 401E	0.0	0	0	0.0	0.0%	0	0.0	0.0%	0	0.0	0.0%
Laborers Local 429	291.0	2	0	0.0	0.0%	0	0.0	0.0%	0	0.0	0.0%

LOCAL TRADE UNION	PROJECT TO DATE										
	Total Hours	Total # Workers	MINORITY - Goal: 15.3%			FEMALE - Goal: 6.9%			VETERAN - Goal: 3.0%		
			# Workers	Hours	%	# Workers	Hours	%	# Workers	Hours	%
Asbestos Workers Local 6	0.0	0	0	0.0	0.0%	0	0.0	0.0%	0	0.0	0.0%
Boilermakers Local 29	64.0	2	0	0.0	0.0%	0	0.0	0.0%	0	0.0	0.0%
Bricklayers Local 3 Eastern Mass.	921.5	9	3	288.0	31.3%	0	0.0	0.0%	0	0.0	0.0%
Carpenters Local 107	989.0	1	0	0.0	0.0%	0	0.0	0.0%	0	0.0	0.0%
Carpenters Local 108	300.0	3	3	300.0	100.0%	0	0.0	0.0%	0	0.0	0.0%
Carpenters Local 111	514.5	2	2	514.5	100.0%	0	0.0	0.0%	0	0.0	0.0%
Carpenters Local 1305	861.0	7	1	416.0	48.3%	0	0.0	0.0%	0	0.0	0.0%
Carpenters Local 218	22,985.5	72	22	7,157.5	31.1%	8	2,793.0	12.2%	5	1,632.0	7.1%
Carpenters Local 26	837.0	3	1	30.0	3.6%	0	0.0	0.0%	0	0.0	0.0%
Carpenters Local 275	2,078.0	4	0	0.0	0.0%	0	0.0	0.0%	0	0.0	0.0%
Carpenters Local 33	14,151.0	36	6	3,010.0	21.3%	1	805.0	5.7%	3	1,816.0	12.8%
Carpenters Local 40	1,492.0	2	0	0.0	0.0%	0	0.0	0.0%	0	0.0	0.0%
Carpenters Local 424	160.0	1	0	0.0	0.0%	0	0.0	0.0%	0	0.0	0.0%
Carpenters Local 475	1,324.0	1	0	0.0	0.0%	0	0.0	0.0%	0	0.0	0.0%
Carpenters Local 535	16.0	1	0	0.0	0.0%	0	0.0	0.0%	0	0.0	0.0%
Carpenters Local 624	1,778.5	19	5	929.5	52.3%	2	56.0	3.1%	0	0.0	0.0%
Carpenters Local 67	4,255.5	12	5	1,932.0	45.4%	0	0.0	0.0%	0	0.0	0.0%
Electricians Local 103 I.B.E.W.	22,710.0	133	27	4,922.5	21.7%	6	1,305.5	5.7%	4	655.0	2.9%
Electricians Local 104 I.B.E.W (Utilities)	952.5	16	1	116.0	12.2%	1	112.0	11.8%	0	0.0	0.0%
Elevator Constructors Local 4	2,068.3	14	2	585.3	28.3%	1	8.0	0.4%	1	569.5	27.5%
Floorcoverers Local 2168	0.0	0	0	0.0	0.0%	0	0.0	0.0%	0	0.0	0.0%
Iron Workers Local 7	57,645.3	254	75	16,729.0	29.0%	16	3,341.5	5.8%	17	4,818.0	8.4%
Laborers Local 133	1,156.5	3	1	37.0	3.2%	0	0.0	0.0%	0	0.0	0.0%
Laborers Local 138	688.0	6	2	573.0	83.3%	0	0.0	0.0%	0	0.0	0.0%
Laborers Local 14	0.0	0	0	0.0	0.0%	0	0.0	0.0%	0	0.0	0.0%
Laborers Local 1421 (Wreckers)	7,252.5	27	26	7,205.5	99.4%	4	1,412.0	19.5%	1	156.0	2.2%
Laborers Local 146	0.0	0	0	0.0	0.0%	0	0.0	0.0%	0	0.0	0.0%
Laborers Local 151	10,947.5	26	5	3,706.0	33.9%	2	2,121.0	19.4%	0	0.0	0.0%
Laborers Local 175	4,044.5	20	7	2,458.5	60.8%	0	0.0	0.0%	1	345.0	8.5%
Laborers Local 22	94,452.4	264	80	33,108.0	35.1%	30	12,852.5	13.6%	6	1,962.0	2.1%
Laborers Local 223	9,085.5	23	8	3,396.0	37.4%	0	0.0	0.0%	0	0.0	0.0%
Laborers Local 230	0.0	0	0	0.0	0.0%	0	0.0	0.0%	0	0.0	0.0%
Laborers Local 243	2,533.5	5	0	0.0	0.0%	0	0.0	0.0%	0	0.0	0.0%
Laborers Local 271	1,934.0	9	4	951.5	49.2%	0	0.0	0.0%	0	0.0	0.0%
Laborers Local 385	2,263.5	10	4	271.0	12.0%	0	0.0	0.0%	0	0.0	0.0%
Laborers Local 39	10.0	1	0	0.0	0.0%	0	0.0	0.0%	0	0.0	0.0%
Laborers Local 401	289.0	7	0	0.0	0.0%	0	0.0	0.0%	2	174.0	60.2%
Laborers Local 401E	0.0	0	0	0.0	0.0%	0	0.0	0.0%	0	0.0	0.0%
Laborers Local 429	1,708.0	2	0	0.0	0.0%	0	0.0	0.0%	0	0.0	0.0%

LOCAL TRADE UNION	APRIL 2017										
	Total Hours	Total # Workers	MINORITY - Goal: 15.3%			FEMALE - Goal: 6.9%			VETERAN - Goal: 3.0%		
			# Workers	Hours	%	# Workers	Hours	%	# Workers	Hours	%
Laborers Local 455	0.0	0	0	0.0	0.0%	0	0.0	0.0%	0	0.0	0.0%
Laborers Local 473	0.0	0	0	0.0	0.0%	0	0.0	0.0%	0	0.0	0.0%
Laborers Local 547	0.0	0	0	0.0	0.0%	0	0.0	0.0%	0	0.0	0.0%
Laborers Local 560	539.0	4	1	72.0	13.4%	0	0.0	0.0%	0	0.0	0.0%
Laborers Local 596	0.0	0	0	0.0	0.0%	0	0.0	0.0%	0	0.0	0.0%
Laborers Local 609	1,506.0	13	5	722.0	47.9%	0	0.0	0.0%	0	0.0	0.0%
Laborers Local 610	428.0	4	0	0.0	0.0%	0	0.0	0.0%	0	0.0	0.0%
Laborers Local 611	0.0	0	0	0.0	0.0%	0	0.0	0.0%	0	0.0	0.0%
Laborers Local 665	0.0	0	0	0.0	0.0%	0	0.0	0.0%	0	0.0	0.0%
Laborers Local 675	0.0	0	0	0.0	0.0%	0	0.0	0.0%	0	0.0	0.0%
Laborers Local 721	157.0	1	0	0.0	0.0%	0	0.0	0.0%	0	0.0	0.0%
Laborers Local 876	93.0	1	1	93.0	100.0%	0	0.0	0.0%	0	0.0	0.0%
Laborers Local 88 (Tunnel Workers)	896.5	13	1	100.5	11.2%	0	0.0	0.0%	1	102.0	11.4%
Laborers Local 999	0.0	0	0	0.0	0.0%	0	0.0	0.0%	0	0.0	0.0%
Operating Engineers Local 4	8,247.3	83	11	1,554.0	18.8%	7	634.0	7.7%	12	1,473.0	17.9%
Painters & Allied Trades D.C. #35	43.0	3	0	0.0	0.0%	0	0.0	0.0%	0	0.0	0.0%
Piledrivers Local 56	1,300.0	19	3	204.0	15.7%	1	8.0	0.6%	2	122.0	9.4%
Pipe Fitters Local 537	200.0	3	0	0.0	0.0%	0	0.0	0.0%	0	0.0	0.0%
Plasterers & Cement Masons Local 534	2,007.5	36	2	157.5	7.8%	0	0.0	0.0%	1	8.5	0.4%
Plasterers Local 534	29.0	1	0	0.0	0.0%	0	0.0	0.0%	0	0.0	0.0%
Plumbers & Gasfitters Local 12	744.0	10	6	584.0	78.5%	2	120.0	16.1%	1	64.0	8.6%
Roofers & Slaters Local 33	0.0	0	0	0.0	0.0%	0	0.0	0.0%	0	0.0	0.0%
Sheet Metal Workers Local 17	282.0	4	0	0.0	0.0%	0	0.0	0.0%	0	0.0	0.0%
Shop and Mill Cabinet Local 51	0.0	0	0	0.0	0.0%	0	0.0	0.0%	0	0.0	0.0%
Sprinkler Fitters Local 550	121.0	3	0	0.0	0.0%	0	0.0	0.0%	0	0.0	0.0%
Teamsters Local 25	16.0	2	0	0.0	0.0%	0	0.0	0.0%	1	8.0	50.0%
Woodframe Local 723	0.0	0	0	0.0	0.0%	0	0.0	0.0%	0	0.0	0.0%
Total	65,405.3	685	181	19,387.0	29.6%	48	4,783.0	7.3%	44	4,552.5	7.0%

LOCAL TRADE UNION	PROJECT TO DATE										
	Total Hours	Total # Workers	MINORITY - Goal: 15.3%			FEMALE - Goal: 6.9%			VETERAN - Goal: 3.0%		
			# Workers	Hours	%	# Workers	Hours	%	# Workers	Hours	%
Laborers Local 455	0.0	0	0	0.0	0.0%	0	0.0	0.0%	0	0.0	0.0%
Laborers Local 473	162.5	1	0	0.0	0.0%	0	0.0	0.0%	0	0.0	0.0%
Laborers Local 547	0.0	0	0	0.0	0.0%	0	0.0	0.0%	0	0.0	0.0%
Laborers Local 560	2,899.0	11	4	1,995.5	68.8%	0	0.0	0.0%	0	0.0	0.0%
Laborers Local 596	0.0	0	0	0.0	0.0%	0	0.0	0.0%	0	0.0	0.0%
Laborers Local 609	5,915.5	23	6	2,780.5	47.0%	0	0.0	0.0%	2	378.0	6.4%
Laborers Local 610	2,779.0	11	3	91.0	3.3%	0	0.0	0.0%	0	0.0	0.0%
Laborers Local 611	0.0	0	0	0.0	0.0%	0	0.0	0.0%	0	0.0	0.0%
Laborers Local 665	0.0	0	0	0.0	0.0%	0	0.0	0.0%	0	0.0	0.0%
Laborers Local 675	0.0	0	0	0.0	0.0%	0	0.0	0.0%	0	0.0	0.0%
Laborers Local 721	2,151.0	4	2	58.0	2.7%	0	0.0	0.0%	0	0.0	0.0%
Laborers Local 876	2,105.0	7	1	1,989.0	94.5%	0	0.0	0.0%	0	0.0	0.0%
Laborers Local 88 (Tunnel Workers)	16,230.5	38	5	1,777.5	11.0%	1	44.0	0.3%	1	559.0	3.4%
Laborers Local 999	0.0	0	0	0.0	0.0%	0	0.0	0.0%	0	0.0	0.0%
Operating Engineers Local 4	141,637.5	261	38	22,202.0	15.7%	11	7,213.0	5.1%	20	13,443.5	9.5%
Painters & Allied Trades D.C. #35	241.0	10	1	21.0	8.7%	0	0.0	0.0%	0	0.0	0.0%
Piledrivers Local 56	29,606.0	84	7	3,554.0	12.0%	8	1,775.0	6.0%	9	4,487.5	15.2%
Pipe Fitters Local 537	250.0	6	0	0.0	0.0%	0	0.0	0.0%	0	0.0	0.0%
Plasterers & Cement Masons Local 534	4,419.5	61	5	284.0	6.4%	0	0.0	0.0%	2	110.0	2.5%
Plasterers Local 534	88.5	4	1	6.0	6.8%	0	0.0	0.0%	0	0.0	0.0%
Plumbers & Gasfitters Local 12	3,530.0	21	7	1,711.0	48.5%	2	368.0	10.4%	2	431.0	12.2%
Roofers & Slaters Local 33	96.0	6	0	0.0	0.0%	0	0.0	0.0%	0	0.0	0.0%
Sheet Metal Workers Local 17	510.0	5	0	0.0	0.0%	0	0.0	0.0%	0	0.0	0.0%
Shop and Mill Cabinet Local 51	0.0	0	0	0.0	0.0%	0	0.0	0.0%	0	0.0	0.0%
Sprinkler Fitters Local 550	136.0	3	0	0.0	0.0%	0	0.0	0.0%	0	0.0	0.0%
Teamsters Local 25	16.0	2	0	0.0	0.0%	0	0.0	0.0%	1	8.0	50.0%
Woodframe Local 723	8.0	1	0	0.0	0.0%	0	0.0	0.0%	0	0.0	0.0%
Total	485,249.5	1,554	370	125,106.3	25.8%	93	34,206.5	7.0%	77	31,544.5	6.5%

SUMMARY PERFORMANCE: PROJECT TO DATE

	# Workers	Hours	Goal	Project to Date
Minority	370	125,106.3	15.3%	25.8%
Female	93	34,206.5	6.9%	7.0%
Veteran	77	31,544.5	3.0%	6.5%

Workforce Summary Report

WYNN BOSTON HARBOR
 Construction Workforce Diversity
 Date Range: 9/2015 - 4/27/2017

CONTRACTOR	APRIL 2017										
	Total Hours	Total # Workers	MINORITY - Goal: 15.3%			FEMALE - Goal: 6.9%			VETERAN - Goal: 3.0%		
			# Workers	Hours	%	# Workers	Hours	%	# Workers	Hours	%
AmQuip Crane Rental, LLC	1,437.5	15	3	363.5	25.3%	1	47.5	3.3%	2	149.0	10.4%
Andella Iron Inc.	0.0	0	0	0.0	0.0%	0	0.0	0.0%	0	0.0	0.0%
Anvil Steel Engineering, Inc.	213.0	6	3	141.0	66.2%	0	0.0	0.0%	1	61.0	28.6%
Back Bay Concrete Corp.	267.0	13	2	56.0	21.0%	0	0.0	0.0%	1	8.5	3.2%
BOSS Steel Inc.	2,248.5	26	5	485.0	21.6%	1	112.0	5.0%	1	80.0	3.6%
Cashman Dredging & Marine Contracting	0.0	0	0	0.0	0.0%	0	0.0	0.0%	0	0.0	0.0%
Cavalieri Construction Company, Inc.	0.0	0	0	0.0	0.0%	0	0.0	0.0%	0	0.0	0.0%
Century Drywall, Inc.	352.0	10	4	67.0	19.0%	0	0.0	0.0%	0	0.0	0.0%
Coastal Marine Construction	0.0	0	0	0.0	0.0%	0	0.0	0.0%	0	0.0	0.0%
Coghlin Electrical Contractors, Inc.	224.0	2	1	112.0	50.0%	0	0.0	0.0%	1	112.0	50.0%
Construction Drilling, Inc.	0.0	0	0	0.0	0.0%	0	0.0	0.0%	0	0.0	0.0%
Dagle Electrical Construction Corporation	0.0	0	0	0.0	0.0%	0	0.0	0.0%	0	0.0	0.0%
Daniel Marr and Son Co.	4,148.0	49	12	1,175.0	28.3%	3	213.0	5.1%	8	786.0	18.9%
DeLuca Fence Company	16.0	2	1	8.0	50.0%	0	0.0	0.0%	0	0.0	0.0%
Dependable Masonry Construction Co.	0.0	0	0	0.0	0.0%	0	0.0	0.0%	0	0.0	0.0%
Don Martin Corporation	0.0	0	0	0.0	0.0%	0	0.0	0.0%	0	0.0	0.0%
D's Welding	0.0	0	0	0.0	0.0%	0	0.0	0.0%	0	0.0	0.0%
E.H. Marchant Co. Inc.	0.0	0	0	0.0	0.0%	0	0.0	0.0%	0	0.0	0.0%
Easton Concrete Cutting & Drilling LLC	0.0	0	0	0.0	0.0%	0	0.0	0.0%	0	0.0	0.0%
Edward G. Sawyer Co., Inc.	2,791.5	22	5	706.5	25.3%	2	280.0	10.0%	1	172.0	6.2%
Fischbach & Moore Electric Group, LLC	0.0	0	0	0.0	0.0%	0	0.0	0.0%	0	0.0	0.0%
Geologic Earth Exploration, Inc.	0.0	0	0	0.0	0.0%	0	0.0	0.0%	0	0.0	0.0%
Griffin Door dba Overhead Door Specialties	0.0	0	0	0.0	0.0%	0	0.0	0.0%	0	0.0	0.0%
Hayward Baker Inc.	0.0	0	0	0.0	0.0%	0	0.0	0.0%	0	0.0	0.0%
Hub Foundation Co., Inc.	2,571.5	29	4	365.0	14.2%	2	184.0	7.2%	5	574.5	22.3%
J Rams Inc	0.0	0	0	0.0	0.0%	0	0.0	0.0%	0	0.0	0.0%
J. Derenzo Co.	6,844.5	52	13	1,998.5	29.2%	7	1,157.0	16.9%	5	773.5	11.3%
J.C. Cannistraro	432.0	6	4	408.0	94.4%	2	120.0	27.8%	1	64.0	14.8%
J.C. Higgins Corp	512.0	7	2	176.0	34.4%	0	0.0	0.0%	0	0.0	0.0%
J.F. White Contracting Company, Inc	522.5	12	2	80.0	15.3%	2	98.5	18.9%	1	40.0	7.7%
John W. Egan Co., Inc.	0.0	0	0	0.0	0.0%	0	0.0	0.0%	0	0.0	0.0%
JR Vinagro Corp.	0.0	0	0	0.0	0.0%	0	0.0	0.0%	0	0.0	0.0%
K&H Electrical Systems, Inc.	1,119.0	15	4	196.0	17.5%	1	96.0	8.6%	0	0.0	0.0%
K&M Fire Protection Services, Inc.	121.0	3	0	0.0	0.0%	0	0.0	0.0%	0	0.0	0.0%
LCN, Inc.	101.5	3	2	34.0	33.5%	1	67.5	66.5%	0	0.0	0.0%
Leading Way Construction Co., Inc.	0.0	0	0	0.0	0.0%	0	0.0	0.0%	0	0.0	0.0%
Liberty Construction Services	6,518.5	92	26	1,703.0	26.1%	12	790.0	12.1%	1	102.0	1.6%
Liberty Equipment and Supply	715.0	6	1	136.0	19.0%	1	128.0	17.9%	1	152.0	21.3%
Lockwood Remediation	0.0	0	0	0.0	0.0%	0	0.0	0.0%	0	0.0	0.0%
Lund Rebar Services, Inc.	2,138.0	50	16	782.0	36.6%	2	80.0	3.7%	3	114.0	5.3%
M.L. McDonald Sales Company, LLC	278.0	6	0	0.0	0.0%	0	0.0	0.0%	2	134.0	48.2%

CONTRACTOR	PROJECT TO DATE										
	Total Hours	Total # Workers	MINORITY - Goal: 15.3%			FEMALE - Goal: 6.9%			VETERAN - Goal: 3.0%		
			# Workers	Hours	%	# Workers	Hours	%	# Workers	Hours	%
AmQuip Crane Rental, LLC	11,250.0	36	5	2,005.0	17.8%	1	254.5	2.3%	2	887.0	7.9%
Andella Iron Inc.	565.0	4	3	511.0	90.4%	0	0.0	0.0%	0	0.0	0.0%
Anvil Steel Engineering, Inc.	990.5	10	5	452.0	45.6%	0	0.0	0.0%	1	325.5	32.9%
Back Bay Concrete Corp.	1,138.0	26	2	197.5	17.4%	0	0.0	0.0%	2	74.0	6.5%
BOSS Steel Inc.	20,795.8	71	21	4,953.5	23.8%	3	1,278.0	6.1%	3	1,325.5	6.4%
Cashman Dredging & Marine Contracting	200.0	2	0	0.0	0.0%	0	0.0	0.0%	0	0.0	0.0%
Cavalieri Construction Company, Inc.	2,102.5	21	5	1,326.0	63.1%	0	0.0	0.0%	1	462.5	22.0%
Century Drywall, Inc.	352.0	10	4	67.0	19.0%	0	0.0	0.0%	0	0.0	0.0%
Coastal Marine Construction	2,223.5	15	0	0.0	0.0%	1	84.0	3.8%	1	116.5	5.2%
Coghlin Electrical Contractors, Inc.	344.0	2	1	176.0	51.2%	0	0.0	0.0%	1	168.0	48.8%
Construction Drilling, Inc.	499.5	4	1	8.0	1.6%	0	0.0	0.0%	0	0.0	0.0%
Dagle Electrical Construction Corporation	3,401.0	26	3	462.0	13.6%	0	0.0	0.0%	0	0.0	0.0%
Daniel Marr and Son Co.	9,193.5	53	12	2,341.0	25.5%	3	527.5	5.7%	8	1,500.0	16.3%
DeLuca Fence Company	777.5	31	6	131.0	16.8%	1	16.0	2.1%	1	24.0	3.1%
Dependable Masonry Construction Co.	836.5	6	2	203.0	24.3%	0	0.0	0.0%	0	0.0	0.0%
Don Martin Corporation	476.5	18	7	191.0	40.1%	0	0.0	0.0%	1	12.0	2.5%
D's Welding	438.0	9	2	181.0	41.3%	0	0.0	0.0%	0	0.0	0.0%
E.H. Marchant Co. Inc.	41.0	2	0	0.0	0.0%	0	0.0	0.0%	0	0.0	0.0%
Easton Concrete Cutting & Drilling LLC	566.0	12	1	27.0	4.8%	0	0.0	0.0%	0	0.0	0.0%
Edward G. Sawyer Co., Inc.	6,053.0	38	9	1,426.5	23.6%	3	651.5	10.8%	2	366.5	6.1%
Fischbach & Moore Electric Group, LLC	996.0	7	1	8.0	0.8%	0	0.0	0.0%	0	0.0	0.0%
Geologic Earth Exploration, Inc.	72.5	2	0	0.0	0.0%	0	0.0	0.0%	0	0.0	0.0%
Griffin Door dba Overhead Door Specialties	112.0	2	0	0.0	0.0%	0	0.0	0.0%	0	0.0	0.0%
Hayward Baker Inc.	8,131.0	40	4	1,312.0	16.1%	2	250.0	3.1%	1	365.5	4.5%
Hub Foundation Co., Inc.	15,850.5	41	6	2,641.5	16.7%	2	1,044.5	6.6%	6	3,645.0	23.0%
J Rams Inc	17.0	2	0	0.0	0.0%	0	0.0	0.0%	1	8.0	47.1%
J. Derenzo Co.	94,097.4	90	15	20,364.0	21.6%	10	7,583.5	8.1%	8	6,836.5	7.3%
J.C. Cannistraro	1,131.0	7	4	738.0	65.3%	2	368.0	32.5%	1	146.0	12.9%
J.C. Higgins Corp	2,608.0	18	3	973.0	37.3%	0	0.0	0.0%	1	285.0	10.9%
J.F. White Contracting Company, Inc	12,643.0	25	3	1,834.5	14.5%	2	2,136.5	16.9%	3	1,055.0	8.3%
John W. Egan Co., Inc.	40.0	1	0	0.0	0.0%	0	0.0	0.0%	0	0.0	0.0%
JR Vinagro Corp.	884.0	11	4	780.0	88.2%	0	0.0	0.0%	0	0.0	0.0%
K&H Electrical Systems, Inc.	8,034.5	28	7	2,355.0	29.3%	1	352.5	4.4%	1	120.5	1.5%
K&M Fire Protection Services, Inc.	136.0	3	0	0.0	0.0%	0	0.0	0.0%	0	0.0	0.0%
LCN, Inc.	199.5	3	2	34.0	17.0%	1	165.5	83.0%	0	0.0	0.0%
Leading Way Construction Co., Inc.	96.0	6	0	0.0	0.0%	0	0.0	0.0%	0	0.0	0.0%
Liberty Construction Services	63,983.5	168	45	17,569.0	27.5%	17	5,967.5	9.3%	4	2,200.0	3.4%
Liberty Equipment and Supply	6,252.5	13	2	1,686.0	27.0%	2	615.0	9.8%	1	1,177.0	18.8%
Lockwood Remediation	32.0	1	0	0.0	0.0%	0	0.0	0.0%	0	0.0	0.0%
Lund Rebar Services, Inc.	18,117.0	69	23	6,356.0	35.1%	6	915.0	5.1%	4	1,398.0	7.7%
M.L. McDonald Sales Company, LLC	398.0	9	0	0.0	0.0%	0	0.0	0.0%	2	174.0	43.7%

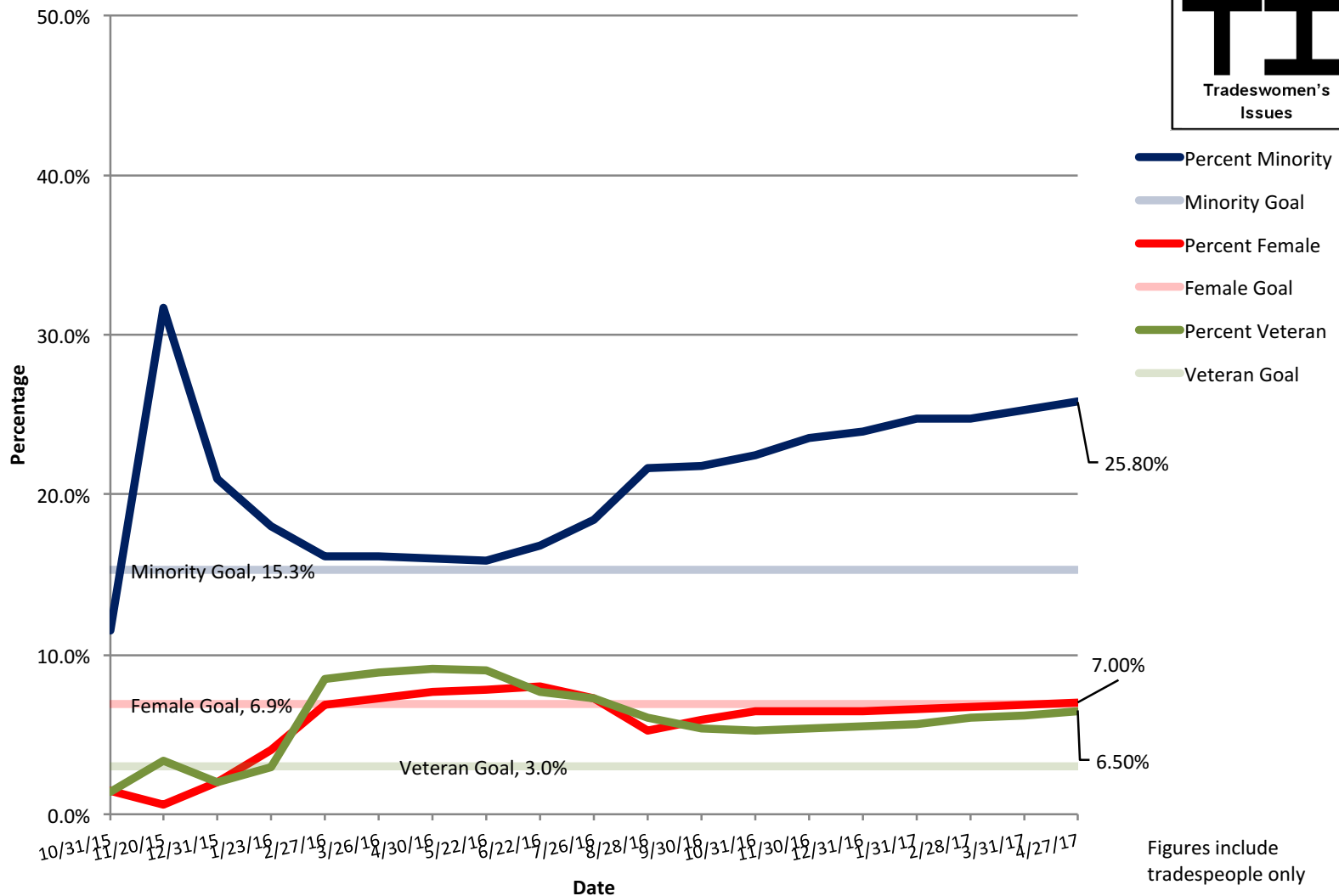
CONTRACTOR	APRIL 2017										
	Total Hours	Total # Workers	MINORITY - Goal: 15.3%			FEMALE - Goal: 6.9%			VETERAN - Goal: 3.0%		
			# Workers	Hours	%	# Workers	Hours	%	# Workers	Hours	%
Mass Bay Electrical Corp.	48.0	2	0	0.0	0.0%	0	0.0	0.0%	0	0.0	0.0%
McCusker-Gill, Inc.	282.0	4	0	0.0	0.0%	0	0.0	0.0%	0	0.0	0.0%
McGregor Industries, Inc.	48.0	4	0	0.0	0.0%	1	8.0	16.7%	0	0.0	0.0%
McPhee Electric Ltd.	601.0	6	1	112.0	18.6%	1	104.0	17.3%	0	0.0	0.0%
Melo's Rodbusters, Inc.	549.0	5	3	297.0	54.1%	0	0.0	0.0%	1	127.0	23.1%
Midnight Iron Construction Management Inc.	0.0	0	0	0.0	0.0%	0	0.0	0.0%	0	0.0	0.0%
MON Landscaping Inc.	0.0	0	0	0.0	0.0%	0	0.0	0.0%	0	0.0	0.0%
Moretrench	40.0	4	0	0.0	0.0%	0	0.0	0.0%	1	8.0	20.0%
MTK Construction Services, Inc.	0.0	0	0	0.0	0.0%	0	0.0	0.0%	0	0.0	0.0%
NewRoads Environmental	756.0	8	8	756.0	100.0%	0	0.0	0.0%	1	100.0	13.2%
NorthStar Contracting Group, Inc	0.0	0	0	0.0	0.0%	0	0.0	0.0%	0	0.0	0.0%
Otis Elevator Company	40.0	4	0	0.0	0.0%	0	0.0	0.0%	0	0.0	0.0%
P.J. Spillane Company, Inc.	1.0	1	1	1.0	100.0%	0	0.0	0.0%	0	0.0	0.0%
R.J. Cobb LTD	0.0	0	0	0.0	0.0%	0	0.0	0.0%	0	0.0	0.0%
Rapid Flow Inc.	160.5	1	0	0.0	0.0%	0	0.0	0.0%	0	0.0	0.0%
Regis Steel Corporation	0.0	0	0	0.0	0.0%	0	0.0	0.0%	0	0.0	0.0%
Richard W. Reid Electric Company Inc.	0.0	0	0	0.0	0.0%	0	0.0	0.0%	0	0.0	0.0%
S&A Cranes LLC	25.0	3	0	0.0	0.0%	0	0.0	0.0%	1	8.0	32.0%
S&F Concrete Contractors, Inc.	28,170.5	197	56	9,072.5	32.2%	8	1,289.5	4.6%	6	987.0	3.5%
Silverback Construction Inc.	0.0	0	0	0.0	0.0%	0	0.0	0.0%	0	0.0	0.0%
Sunrise Erectors, Inc.	47.0	5	0	0.0	0.0%	0	0.0	0.0%	0	0.0	0.0%
T&T Electrical Contractors, Inc.	0.0	0	0	0.0	0.0%	0	0.0	0.0%	0	0.0	0.0%
The Railroad Associates Corporation	0.0	0	0	0.0	0.0%	0	0.0	0.0%	0	0.0	0.0%
The Welch Corporation	0.0	0	0	0.0	0.0%	0	0.0	0.0%	0	0.0	0.0%
TREVICOS CORPORATION	0.0	0	0	0.0	0.0%	0	0.0	0.0%	0	0.0	0.0%
UTEC Constructors LLC	0.0	0	0	0.0	0.0%	0	0.0	0.0%	0	0.0	0.0%
Vynorius Piledriving Inc.	954.3	13	2	156.0	16.3%	1	8.0	0.8%	0	0.0	0.0%
WES Construction Corp	112.0	2	0	0.0	0.0%	0	0.0	0.0%	0	0.0	0.0%
Wood & Wire Fence Co. Inc	0.0	0	0	0.0	0.0%	0	0.0	0.0%	0	0.0	0.0%
TOTAL	65,405.3	685	181	19,387.0	29.6%	48	4,783.0	7.3%	44	4,552.5	7.0%

CONTRACTOR	PROJECT TO DATE										
	Total Hours	Total # Workers	MINORITY - Goal: 15.3%			FEMALE - Goal: 6.9%			VETERAN - Goal: 3.0%		
			# Workers	Hours	%	# Workers	Hours	%	# Workers	Hours	%
Mass Bay Electrical Corp.	1,845.0	25	0	0.0	0.0%	1	112.0	6.1%	0	0.0	0.0%
McCusker-Gill, Inc.	510.0	5	0	0.0	0.0%	0	0.0	0.0%	0	0.0	0.0%
McGregor Industries, Inc.	56.0	4	0	0.0	0.0%	1	8.0	14.3%	0	0.0	0.0%
McPhee Electric Ltd.	2,113.0	10	2	445.0	21.1%	1	136.0	6.4%	0	0.0	0.0%
Melo's Rodbusters, Inc.	1,046.0	5	3	519.0	49.6%	0	0.0	0.0%	1	269.0	25.7%
Midnight Iron Construction Management Inc.	32.0	1	0	0.0	0.0%	0	0.0	0.0%	0	0.0	0.0%
MON Landscaping Inc.	96.0	7	0	0.0	0.0%	0	0.0	0.0%	0	0.0	0.0%
Moretrench	18,660.5	37	11	5,826.0	31.2%	3	302.0	1.6%	2	1,165.5	6.2%
MTK Construction Services, Inc.	287.0	10	9	279.0	97.2%	0	0.0	0.0%	0	0.0	0.0%
NewRoads Environmental	7,417.5	30	29	7,370.5	99.4%	4	1,412.0	19.0%	1	156.0	2.1%
NorthStar Contracting Group, Inc	37.0	2	1	12.0	32.4%	0	0.0	0.0%	0	0.0	0.0%
Otis Elevator Company	84.0	8	1	8.0	9.5%	1	8.0	9.5%	0	0.0	0.0%
P.J. Spillane Company, Inc.	629.0	10	3	154.0	24.5%	0	0.0	0.0%	0	0.0	0.0%
R.J. Cobb LTD	48.0	2	0	0.0	0.0%	0	0.0	0.0%	0	0.0	0.0%
Rapid Flow Inc.	1,143.0	1	0	0.0	0.0%	0	0.0	0.0%	0	0.0	0.0%
Regis Steel Corporation	6,283.5	24	6	1,415.5	22.5%	3	613.0	9.8%	0	0.0	0.0%
Richard W. Reid Electric Company Inc.	34.0	3	2	16.0	47.1%	0	0.0	0.0%	0	0.0	0.0%
S&A Cranes LLC	34.0	4	0	0.0	0.0%	0	0.0	0.0%	1	8.0	23.5%
S&F Concrete Contractors, Inc.	61,313.0	238	64	19,123.0	31.2%	8	3,203.0	5.2%	8	2,225.5	3.6%
Silverback Construction Inc.	416.0	18	1	27.0	6.5%	0	0.0	0.0%	0	0.0	0.0%
Sunrise Erectors, Inc.	47.0	5	0	0.0	0.0%	0	0.0	0.0%	0	0.0	0.0%
T&T Electrical Contractors, Inc.	0.0	0	0	0.0	0.0%	0	0.0	0.0%	0	0.0	0.0%
The Railroad Associates Corporation	68.5	3	0	0.0	0.0%	0	0.0	0.0%	0	0.0	0.0%
The Welch Corporation	11,582.5	21	2	1,308.0	11.3%	3	1,057.0	9.1%	2	1,225.0	10.6%
TREVICOS CORPORATION	58,865.0	85	22	15,277.5	26.0%	7	4,090.5	6.9%	3	2,630.0	4.5%
UTEC Constructors LLC	688.0	9	1	116.0	16.9%	0	0.0	0.0%	0	0.0	0.0%
Vynorius Piledriving Inc.	11,736.8	28	3	1,539.8	13.1%	3	657.5	5.6%	3	1,193.5	10.2%
WES Construction Corp	4,094.0	15	1	356.5	8.7%	1	398.0	9.7%	0	0.0	0.0%
Wood & Wire Fence Co. Inc	8.0	2	1	4.0	50.0%	0	0.0	0.0%	0	0.0	0.0%
TOTAL	485,249.5	1,554	370	125,106.3	25.8%	93	34,206.5	7.0%	77	31,544.5	6.5%

SUMMARY PERFORMANCE: PROJECT TO DATE

	# Workers	Hours	Goal	Project to Date
Minority	370	125,106.3	15.3%	25.8%
Female	93	34,206.5	6.9%	7.0%
Veteran	77	31,544.5	3.0%	6.5%

Wynn Everett: Totals for Access and Opportunity Goals as of 4/27/2017 -- 485,249.5 Hours Completed



Figures include tradespeople only



**STATEMENT OF CASINO'S
BUSINESS RELATIONSHIP WITH NON-GAMING VENDOR**

The Massachusetts Gaming Commission requires that Non-Gaming Vendor (NGV) Registrants submit this statement in accordance with 205 CMR 134.08(1)(c). The NGV registration will not be processed unless this page is filled out completely and submitted with the registration form.

_____ submits this statement indicating:
Casino Name

(Check one)

1. The casino has negotiated a contract to do business

OR

2. The casino is currently negotiating a business relationship

OR

3. The casino has a good faith expectation of a business relationship

OR

4. Describe casino's intention regarding entering a business relationship with the vendor:

WITH

Name of Vendor

Signature of Casino Representative / Printed Name Date