



**MASSACHUSETTS GAMING COMMISSION
PUBLIC MEETING #223**

August 10, 2017
10:00 a.m.

Massachusetts Gaming Commission
101 Federal Street, 12th Floor
Boston, MA



Massachusetts Gaming Commission



**NOTICE OF MEETING and AGENDA
August 10, 2017**

Pursuant to the Massachusetts Open Meeting Law, G.L. c. 30A, §§ 18-25, notice is hereby given of a meeting of the Massachusetts Gaming Commission. The meeting will take place:

**Thursday, August 10, 2017
10:00 a.m.
Massachusetts Gaming Commission
101 Federal Street, 12th Floor
Boston, MA**

PUBLIC MEETING - #223

1. Call to order
2. Approval of Minutes
 - a. June 28, 2017 – VOTE
 - b. July 13, 2017 – VOTE
3. Research and Responsible Gaming – Mark Vander Linden, Director
 - a. Department of Public Health Update – V. Ortiz, Director – Office of Problem Gambling and L. Tucker, Associate Commissioner – Department of Public Health
 - b. Responsible Gaming Education Week Report – T. Fiore, Program Manager
4. Racing Division – Alex Lightbown, Director and Chief Veterinarian
 - a. Suffolk Downs Racecourse - Request for Additional Racing Days – VOTE
 - b. Suffolk Downs Racecourse – Request for Additional Purse Money from the Race Horse Development Fund – VOTE
5. Ombudsman – John Ziemba
 - a. Wynn Boston Harbor Quarterly Report
 - b. MGM Springfield Quarterly Report
6. Workforce, Supplier and Diversity Development – Jill Griffin, Director
 - a. Veteran Business Enterprise Certification – B. McAvoy, General Counsel - Operational Services Division
 - b. Portuguese Business Enterprise Update – B. McAvoy, General Counsel - Operational Services Division



Massachusetts Gaming Commission

7. Investigations and Enforcement Bureau – Loretta Lillios, Deputy Director/Chief Enforcement Counsel
 - a. MGM Qualifier Suitability Determination – **VOTE**
 - b. Outside Director Investigation Review – T. Grossman, Deputy General Counsel

8. Legal Division – Catherine Blue, General Counsel
 - a. 205 CMR 134.00: Licensing and Registration of Employees, Vendors, Junket Enterprises and Representatives, and Labor Organizations Amended Small Business Impact Statement and Approval of Final Draft – **VOTE**


9. Administrative Update – Ed Bedrosian, Executive Director
 - a. General Update
 - b. Review Massachusetts Gaming Commission Mission and Values – T. Grossman, Deputy General Counsel
 - c. 205 CMR 138.13 (Monthly rewards card statements)- Commencement of Promulgation Process – **VOTE**

10. Commissioner’s Updates

11. Other business – reserved for matters the Chair did not reasonably anticipate at the time of posting.

I certify that on this date, this Notice was posted as “Massachusetts Gaming Commission Meeting” at www.massgaming.com and emailed to: regs@sec.state.ma.us, melissa.andrade@state.ma.us.

8/8/17
DATE


Stephen P. Crosby, Chairman

Date Posted to Website: August 8, 2017 at 10:00 a.m.



Massachusetts Gaming Commission



Massachusetts Gaming Commission Meeting Minutes

Date/Time: June 28, 2017 – 12:30 p.m.

Place: Massachusetts Gaming Commission
101 Federal Street, 12th Floor
Boston, MA

Present: Chairman Stephen P. Crosby
Commissioner Gayle Cameron
Commissioner Lloyd Macdonald
Commissioner Bruce Stebbins
Commissioner Enrique Zuniga

**Time entries are linked to
corresponding section in
Commission meeting video**

Call to Order

See transcript page 2

[12:32 p.m.](#) Chairman Crosby called to order the 221st Commission meeting. Executive Director Edward Bedrosian, Jr. noted that this meeting is a continuation of the last Commission meeting.

Ombudsman

See transcript pages 2-113

[12:33 p.m.](#) Ombudsman John Ziemba provided an overview of the Community Mitigation Fund process and applications. He also provided a summary of the grants approved to date which included: \$150,000 that was awarded to the City of Everett for a bike sharing service; \$100,000 that was awarded to the City of Lynn to help remedy potential traffic impacts; \$25,000 that was awarded to the Norfolk District Attorney's Office for a study on impacts to their caseloads; \$148,750 that was awarded to the Plainville Fire Department for a fire suppression vehicle and \$98,397.92 was awarded for public safety-related equipment; and \$31,523 that was awarded to the City of Springfield for the continuation of the valet parking pilot program.

Ombudsman Ziemba presented on the Transportation Planning Grants. He reported that the City of Boston requested funding for a portion of the City's engineering design costs for the proposed reconstruction of Sullivan Square and Rutherford Avenue. He noted that this is a major traffic corridor expected to support casino related traffic. He stated that the request is for \$150,000 and also \$100,000 from

their reserves. Ombudsman Ziemba reported that the Review Team recommended funding for these purposes. The Commissioners discussed the application.

[12:43 p.m.](#) *Commissioner Macdonald moved that the Commission approve the application of the City of Boston for \$150,000, transportation planning application for the reasons that are summarized in the review committee's memorandum to us. Motion seconded by Commissioner Zuniga. Motion passed unanimously. Commissioner Macdonald amended the motion to include that the Commission approve the drawdown of \$100,000 from the current reserve account. Motion seconded by Commissioner Cameron. Motion passed unanimously.*

[12:45 p.m.](#) Ombudsman Ziemba presented on the City of Everett's request for funding for a preliminary design and engineering of a bus-only lane. The request is for \$150,000 and the Review Team recommended funding. The Commissioners discussed the application.

[12:51 p.m.](#) *Commissioner Stebbins moved that the Commission approve the 2017 Everett transportation planning grant as included in the packet. Motion seconded by Commissioner Macdonald. Motion passed unanimously.*

[12:52 p.m.](#) Ombudsman Ziemba presented on the City of Malden's request for funding for the rehabilitation of Exchange Street. Commissioner Zuniga expressed concerns about whether Exchange Street is a connector to the Wynn facility. The Commissioners discussed the application.

[1:11 p.m.](#) *Commissioner Cameron moved that the Commission approve the City of Malden's request for \$150,000 for a transportation grant. Motion seconded by Commissioner Macdonald. Motion approved by Chairman Crosby and Commissioners Cameron, Macdonald, and Stebbins. Commissioner Zuniga opposed the motion. Motion passed 4 to 1.*

[1:11 p.m.](#) Ombudsman Ziemba presented on the City of Medford's request for funding for a contract transportation planner and study for a new multi-use path. He stated that a multi-use path would be another way for employees and patrons to access the casino. He stated that the application was strongly supported by the City of Somerville. He noted that there is an incorrect number reported on page 25 of the summary, it should be \$80,000 not \$60,000. He recommended against the land use planning and recommended continuation of a planner and the new proposal – a multi-use path.

[1:15 p.m.](#) *Commissioner Macdonald moved that the Commission approve the application of the City of Medford for use of planning grant funds in the amount of \$80,000 in connection with the Medford and South Medford Connector part of their larger application for the reasons stated in the Review Team's summary. Motion seconded by Commissioner Cameron. Motion passed unanimously.*

[1:16 p.m.](#) Ombudsman Ziemba presented on the City of Revere and Town of Saugus joint application for a planner for Wynn related traffic. Ombudsman Ziemba noted that although the guidelines do not specify joint applications, the Review Team feels like this is an innovative regional approach to transportation impacts. He stated that the

two communities will need to determine how the reserves will be split. The Commissioners discussed the application.

[1:25 p.m.](#) *Commissioner Zuniga moved that the Commission approve the joint request from Revere and Saugus in the amount of \$150,000 from the transportation planning grant for their planning efforts, with the understanding that \$100,000 would be first expended from the previously approved reserve to be divided as they see fit. Motion seconded by Commissioner Cameron. Motion passed unanimously.*

[1:26 p.m.](#) Ombudsman Ziemba presented on the City of Somerville's request for funding to study a high traffic crash intersection that may be impacted by casino traffic. The Commissioners discussed the application.

[1:37 p.m.](#) *Commissioner Zuniga moved that the Commission approve the Somerville transportation planning request in the amount of \$150,000 for activities related to the Interstate 93, State Route 28, and State Route 38 intersection as described in the packet. Motion seconded by Commissioner Stebbins. Motion passed unanimously.*

[1:37 p.m.](#) Ombudsman Ziemba presented on West Springfield's request for funding for engineering design services for improvements to the Route 20 corridor from Westfield Street to Park Street to accommodate casino related traffic. The Commissioners discussed the application.

[1:43 p.m.](#) *Commissioner Macdonald moved that the Commission approve the application of West Springfield for a transportation planning grant in the amount of \$150,000 as explained in the report of the Review Team. Motion seconded by Commissioner Cameron. Motion passed unanimously.*

[1:44 p.m.](#) Ombudsman Ziemba presented on the City of Somerville's request for use of its reserves to collect baseline data for highway air pollution and vehicular traffic patterns. He noted that some of their studies are out of date and they need to establish baselines to study the impact on their citizens and for future comparisons. He stated that this use of reserves is consistent with previous uses. The Commissioners discussed the application.

[1:58 p.m.](#) *Commissioner Cameron moved that the Commission approve the request by Somerville for the use of \$100,000 reserve fund for the purpose of transportation, pollution, air, and water quality data as outlined in the report. Motion seconded by Commissioner Macdonald. Motion approved by Chairman Crosby and Commissioners Cameron, Macdonald and Stebbins. The motion was opposed by Commissioner Zuniga. Motion passed 4 to 1.*

[1:58 p.m.](#) Ombudsman Ziemba presented on the Tribal Gaming Technical Assistance Grant. He recommended that the Commission reserve \$200,000 for potential technical assistance programs relative to a potential Tribal gaming facility in the region to be conducted by the Southeastern Regional Planning and Economic Development District (SRPEDD). He stated that funding would be available after approval of an application by SRPEED and determination by the Commission that construction of such gaming facility will likely commence prior to or during fiscal year 2018. The Commissioners discussed the grant.

[2:02 p.m.](#) *Commissioner Macdonald moved that the Commission approve the application of the Southeastern Regional Planning and Economic Development District for a planning grant subject to the conditions that Ombudsman Ziemba has articulated. Motion seconded by Commissioner Stebbins. Motion passed unanimously.*

2:03 p.m. The Commission took a brief recess.

2:07 p.m. The meeting resumed.

[2:07 p.m.](#) Ombudsman Ziemba presented on the Workforce Development Pilot Programs. He stated that the Review Team recommended that the Metro North Regional Employment Board (Region A) be fully funded at its requested amount of \$200,000. He also stated that for Region B – the Review Team recommended that the Commission consider funding both the Springfield Public Schools application and the Springfield Technical Community College application. They recommended full funding for the Springfield Technical Community College (\$200,000) and partial funding for the Springfield Public Schools (\$171,833.03). The Commissioners discussed the applications.

[2:23 p.m.](#) *Commissioner Stebbins moved that the Commission approve the Metro North Regional Employment Board's Metro North Casino Careers Consortium Workforce Training application for \$200,000. Motion seconded by Commissioner Macdonald. Motion passed unanimously.*

[2:23 p.m.](#) *Commissioner Stebbins moved that the Commission approve the Springfield Technical Community College Hampden Prep Workforce Development Program for the amount of \$200,000. Motion seconded by Commissioner Cameron. Motion passed unanimously.*

[2:24 p.m.](#) *Commissioner Stebbins moved that the Commission approve the Springfield Public Schools application for their Ahead of the Game Initiative for \$171,833.03. Motion seconded by Commissioner Cameron. Motion passed unanimously.*

 Commissioner Zuniga noted that he is looking forward to gathering metrics on the success of programs at the end of the funding round.

Other Business Not Reasonably Anticipated

See transcript pages 113-114

[2:28 p.m.](#) *Having no further business, a motion to adjourn was made by Commissioner Zuniga. Motion seconded by Commissioner Macdonald. Motion passed unanimously.*

List of Documents and Other Items Used

1. Massachusetts Gaming Commission, Notice of Meeting and Agenda dated June 28, 2017
2. Massachusetts Gaming Commission, Memorandum from the Review Team to the Commissioners, dated June 19, 2017, regarding 2017 Community Mitigation Fund Application Review, with attachments

/s/ Catherine Blue

Catherine Blue, Assistant Secretary



Massachusetts Gaming Commission Meeting Minutes

Date/Time: July 13, 2017– 10:00 a.m.

Place: Massachusetts Gaming Commission
101 Federal Street, 12th Floor
Boston, MA

Present: Chairman Stephen P. Crosby
Commissioner Gayle Cameron
Commissioner Lloyd Macdonald
Commissioner Bruce Stebbins
Commissioner Enrique Zuniga

**Time entries are linked to
corresponding section in
Commission meeting video**

Call to Order

See transcript page 2

[10:00 a.m.](#) Chairman Crosby called to order the 222nd Commission meeting.

Approval of Minutes

See transcript pages 2-4

[10:00 a.m.](#) Commissioner Macdonald noted that he was not present at the Commission meeting on June 14, 2017.

Commissioner Zuniga moved for the approval of the Commission meeting minutes of June 14, 2017, subject to corrections for typographical errors and other nonmaterial matters. Motion seconded by Commissioner Stebbins. Chairman Crosby requested a change in the second paragraph at time entry 1:02 p.m. – with regard to comments about Senator Rosenberg, it should be “but he is reluctant to amend the statute.” Commissioner Macdonald abstained from the vote. Motion passed 4 to 0 with 1 abstention.

Commissioner Macdonald moved for the approval of the Commission meeting minutes of June 22, 2017, subject to corrections for typographical errors and other nonmaterial matters. He noted a typo at time entry 1:36 p.m. – it should be rationale not rational. Motion seconded by Commissioner Cameron. Motion passed unanimously.

Executive Director Bedrosian, Jr. noted that the next set of minutes on the agenda [June 28th] will be voted on at the next Commission meeting.

Administrative Update

See transcript pages 5-14

[10:02 a.m.](#) Executive Director Bedrosian reported on horse racing at Suffolk Downs. He stated that the races were well attended, licensing went smoothly, he thanked Director Alexandra Lightbown and the seasonal racing staff for a successful operation, and he noted that there will be two more racing events in August and September.

[10:03 a.m.](#) CFAO Derek Lennon reported on the close out of the fiscal year 2017 budget. He provided an overview of the following areas: initial projections, approved adjustments, expenses, open encumbrances, remaining contracts, accrued expenses, remaining encumbrances, and revenues. He stated that they projected to bring in \$27.17 million and they brought in \$27.19 million. He stated that the additional money came from investigation collections. Executive Director Bedrosian suggested that a potential option for some of the remaining money could be the MGM Gaming School presentation in agenda item 5B.

Investigations and Enforcement Bureau (“IEB”)

See transcript pages 15-30

[10:13 a.m.](#) Director Karen Wells presented on the suitability determination for a new entity qualifier for MGM – MGM Finance Corp. She stated that MGM Finance Corp. is a new subsidiary created for the purposes of lending money to Blue Tarp Redevelopment for the casino construction in Springfield. She stated that the State Police conducted an investigation and no negative information was revealed. She also noted that this entity will be subject to ongoing suitability. She recommended that the Commission find the new entity qualifier suitable.

[10:28 a.m.](#) *Commissioner Stebbins moved that the Commission approve the suitability for MGM Finance Corporation as a qualifier. Motion seconded by Commissioner Macdonald. Motion passed unanimously.*

Workforce, Supplier, and Diversity Development

See transcript pages 31-144

[10:29 a.m.](#) Director Jill Griffin stated that our licensees have been working hard to exceed their workforce diversity goals. She noted that one challenge for our licensees, and all developers in the state, is the supply of women in the building trades. She stated that two strategies were identified to address this challenge and they included advertising to women and assisting women with navigating through the union trades.

Director Griffin stated that the Commission issued an RFP to focus on a communication’s advertising campaign. She reported that the marketing firm KHJ Brand Activation will develop a brand and a communication’s plan. She also reported on a second RFP for a Pipeline Navigator. She reported that the Commission awarded a grant to the Northeast Center for Tradeswomen’s Equity (NCTE) to increase women’s participation and retention into the building trades.

The following members of the NCTE introduced themselves: Susan Moir, Director of Research for the Labor Resource Center at UMass Boston; Mary Vogel, member of the Board of Directors of NCTE and Executive Director of the Building Pathways Building Trades Pre-Apprenticeship Program; Kate Harrison, Pipeline Navigator for NCTE; and Lisa Clauson, with the Carpenters Labor Management Program.

Ms. Moir stated that the goal of the NCTE program is to crush barriers for women's entry into the construction trades and they hope to obtain 20% tradeswomen by 2020. She stated that they are a collaboration of three organizations: Building Pathways, Policy Group on Tradeswomen's Issues, and NCTE. She provided an overview of benchmarks, apprentice data, voc-tech data, funding, and accomplishments. She reported that they hired a pipeline navigator – Kate Harrison, and they will conduct monthly open-houses, outreach sessions, a speaker's bureau, intake and referrals, and outreach strategies. Ms. Vogel noted that there is a huge demand for construction jobs due to a retiring workforce.

[11:25 a.m.](#) Director Jill Griffin reported that in the spring a general update was provided to the Commission on the Massachusetts Casino Careers Training Institute ("MCCTI") and their workforce efforts. She stated that today the Commission will receive an update on the launch of the gaming training school and a request for assistance with filling a funding gap.

[11:27 a.m.](#) Jeff Hayden, Vice President of Business and Community Services at Holyoke Community College, stated that approximately 2,800 people will go through the gaming school and receive occupation specific training such as dealing. They will also receive training on problem gaming, gaming law, customer service, and job readiness. He stated that they are following the regulations closely. The cost for the build-out of the gaming school and first year of operation is \$1.8 million. He stated that the support received to date is \$1.1 million from MGM. He suggested two sources to fill the funding gap – student fees and additional money from the Commission and other state sources. He presented on what the student costs would be with and without funding sources. The Commissioners inquired about the expenses and funding sources. Commissioner Stebbins noted that the budget figures reported earlier by CFAO Lennon include a reversion of approximately \$487,000, and he suggested that the Commission set aside \$200,000 to go towards the operation of the gaming school.

[12:03 p.m.](#) *Commissioner Stebbins moved that the Commission set aside \$200,000 for the gaming school. Motion seconded by Commissioner Cameron. Commissioner Zuniga inquired about federal grants. CFAO Derek Lennon stated that the Commission would need to be a direct recipient, not a co-recipient. Commissioner Macdonald stated that he was supportive of the concept in spirit, but was surprised by the vote and he thinks further internal discussions with finance are needed. Chairman Crosby stated that this motion is not to commit \$200,000 but to set aside \$200,000. Chairman Crosby clarified that the motion on the table is to reserve \$200,000 of the projected excess for the possibility for support of the training program in Springfield. Chairman Crosby and Commissioners Zuniga, Cameron and Stebbins approved the Motion. Commissioner Macdonald opposed the motion as to the process. He feels that there should be more consultation with staff and consideration of repercussions for the other licensees. He also noted that he is supportive of the principle. The motion passed 4 to 1.*

[12:16 p.m.](#) Director Griffin presented on the licensee diversity audit. She stated that the licensees established construction diversity goals and they report the status of their goals at the monthly Access and Opportunity Committee meetings. She stated that the Commission is developing a protocol to conduct evaluations of the information that is reported from the licensees and to verify the accuracy of the data.

Construction Project Oversight Manager Joseph Delaney stated that the Commission is developing written procedures to formalize and standardize oversight activities. He stated that the goal is to understand the licensee management systems that track the diversity numbers and to develop a method to verify the data. He stated that they met with the licensees to obtain an understanding of their management system. He stated that we have a good understanding of their systems and they are robust. He also stated that we have a high level of confidence in the systems and the data we are receiving. He also reported that we are coming up with systems to test the management systems.

12:28 p.m. The Commission took a brief recess.

12:35 p.m. The meeting resumed.

Ombudsman

See transcript pages 145-152

[12:35 p.m.](#) Ombudsman John Ziemba stated that he is joined by Jacqui Krum, Wynn Senior Vice President and General Counsel, to present on the Wynn pedestrian-bicycle bridge study. He stated that there will be a minor modification to the Wynn Boston Harbor Section 61 Findings to reflect that Wynn is planning to conduct and complete a Mystic River pedestrian-bicycle bridge study. He noted that numerous stakeholders are supportive of this connection as an alternative transportation option. He noted that the motion in the packet refers to Commissioners Cameron, Zuniga and Stebbins because they were the ones that approved the original Section 61 Findings.

Jacqui Krum reported that DCR (Department of Conservation and Recreation) is excited about the study and they would like Wynn to take the lead on this effort because they are short-staffed.

[12:40 p.m.](#) *Commissioner Zuniga moved that the Commission vote to approve the first amendment to the Section 61 Findings and incorporate into Region A Category 1 gaming license concerning the minor modification to the condition regarding the Mystic River pedestrian-bicycle bridge feasibility study as outlined here in the packet and described in detail relative to its fulfillment. Motion seconded by Commissioner Stebbins. Motion approved by Commissioners Cameron, Zuniga, and Stebbins. Motion passed unanimously. [See motion in Commission packet]*

Racing Division

See transcript pages 152-164

[12:43 p.m.](#) Executive Director Bedrosian noted again for the record that Director Alexandra Lightbown and her staff were instrumental in the successful days of racing at Suffolk Downs. Director Lightbown also noted that it was a great day of racing,

there was great communication with Suffolk staff and racing officials, and there were approximately 10,000 people in attendance at the races on Saturday.

[12:45 p.m.](#) Senior Financial Analyst Douglas O'Donnell presented on the local aid distributions in the amount of \$185,798.54. He noted that the money is distributed to the local cities and towns where racing takes place.

Commissioner Stebbins moved that the Commission approve the local aid quarterly payment dated June 30, 2017 as broken up in the packet. Motion seconded by Commissioner Cameron. Commissioner Zuniga amended the motion to include the amount in the packet [\$185,798.54]. Motion passed unanimously.

[12:49 p.m.](#) Mr. O'Donnell presented on a request for consideration of Suffolk Downs Capital Improvement Trust Fund. He noted that the projects, totaling \$150,998.18, are completed and have been approved by the architect.

Commissioner Cameron moved that the Commission approve the Suffolk Downs Capital Improvement Trust Fund request dated July 13, 2017. Motion seconded by Commissioner Macdonald. Motion passed unanimously.

[12:51 p.m.](#) Mr. O'Donnell presented on a request for reimbursement from the Suffolk Downs Capital Improvement Trust Funds in the amount of \$116,658.43.

Commissioner Cameron moved that the Commission approve the request for Suffolk Downs Capital Improvement Trust Fund for the reimbursement dated July 13, 2017. Motion seconded by Commissioner Stebbins. Motion passed unanimously.

Licensing Division

See transcript pages 164-172

[12:53 p.m.](#) Director Paul Connelly presented on the Licensing quarterly report. He stated that the report demonstrates activity in the Licensing Division. He noted that there were 126 vendors licensed in the last quarter, which is a decline from the first quarter. He stated that he expects the number to increase in the next two quarters as they get more primary vendors and renewals. He also reported that on the employee side, it was not a busy quarter. However, they do expect to see an increase in the next few quarters with MGM employees. Director Connelly also reported that they went live with the LMS (Licensing Management System) casino portal this week.

Legal Division

See transcript pages 172-173

[1:01 p.m.](#) General Counsel Catherine Blue presented on the Small Business Impact Statement for amendments to 205 CMR 134. She noted that the amendments to this regulation were previously approved by emergency. She stated that the amendments took outside directors and sales representatives out as automatic qualifiers.

Commissioner Stebbins moved that the Commission approve the Small Business Impact Statement for 205 CMR 134 as included in the packet and authorize the staff to take necessary steps to file it with the Secretary of the Commonwealth and

proceed with the formal regulation promulgation process. Motion seconded by Commissioner Cameron. Motion passed unanimously.

Commissioner's Update

See transcript pages 174-177

[1:03 p.m.](#) Commissioner Stebbins reported on the AOC (Access and Opportunity) meeting held in Springfield. He stated that great information came out of the meeting, including the following: the current workforce on the Wynn construction site is 7% from Everett, 28% from the host and surrounding communities, and 82% are Massachusetts residents; and MGM Springfield currently has 92 diverse companies, 103 union members, and 50 eligible union members working on the construction project. He noted that a young man at the meeting, who owns a diverse family painting business, stated that “these projects are changing the financial fabric of our family tree.”

Commissioner Stebbins also reported that he, along with Directors Griffin and Connelly, will attend the MGM vendor event in Springfield next week. This event seeks to find and identify local businesses. He noted that they had a great turnout at the last event and they anticipate a higher turnout as they approach the opening date.

Other Business Not Reasonably Anticipated

See transcript pages 177-181

[1:06 p.m.](#) Chairman Crosby noted that we are now in the process of becoming a big grant making agency and we don't yet have an audit process in place to make sure that the grant money is doing what we think it's supposed to do. He suggested that staff think about this and place it on the pending agenda list. He also suggested that we look at best practices from other state agencies. Commissioner Zuniga stated that we do track money and expenditures but it is appropriate to look at the effectiveness of the programs.

[1:09 p.m.](#) *Having no further business, a motion to adjourn was made by Commissioner Cameron. Motion seconded by Commissioner Zuniga. Motion passed unanimously.*

List of Documents and Other Items Used

1. Massachusetts Gaming Commission, Notice of Meeting and Agenda dated July 13, 2017
2. Massachusetts Gaming Commission, Draft Meeting Minutes, June 14, 2017
3. Massachusetts Gaming Commission, Draft Meeting Minutes, June 22, 2017
4. Massachusetts Gaming Commission, FY 2017 Preliminary Closeout Estimates
5. NCTE (Northeast Center for Tradeswomen's Equity) Presentation to the Massachusetts Gaming Commission, dated July 13, 2017
6. Massachusetts Casino Careers Training Institute Funding Model
7. Massachusetts Gaming Commission, Memorandum from Director Jill Griffin and Construction Project Oversight Manager Joseph Delaney to the Commissioners, dated July 10, 2017, regarding Compliance with Contractor and Workforce Diversity Goals – Construction Phase

8. Massachusetts Gaming Commission, Memorandum from Senior Financial Analyst Douglas O'Donnell to the Commission, dated July 13, 2017, regarding Local Aid Distribution, with attachments
9. Massachusetts Gaming Commission, Memorandum from Senior Financial Analyst Douglas O'Donnell to the Commission, dated July 13, 2017, regarding Request for Consideration, Suffolk Downs Capital Improvement Trust Fund, with attachments
10. Massachusetts Gaming Commission, Memorandum from Senior Financial Analyst Douglas O'Donnell to the Commission, dated July 13, 2017, regarding Request for Reimbursement, Suffolk Downs Capital Improvement Trust Fund, with attachments
11. Massachusetts Gaming Commission, Licensing Quarterly Report, dated April – June 2017
12. Small Business Impact Statement for 205 CMR 134.00: Licensing and Registration of Employees, Vendors, Junket Enterprises and Representatives, and Labor Organizations
13. Massachusetts Gaming Commission Vote to Adopt First Amendment to Section 61 Findings and Incorporate into Region A Category 1 Gaming License Concerning Minor Modification to Condition Regarding Mystic River Pedestrian-Bicycle Bridge Feasibility Study

/s/ Catherine Blue
Catherine Blue, Assistant Secretary

DRAFT

Problem Gambling and Public Health: A Year in Review

**Massachusetts Gaming Commission
August 10th, 2017**

Lindsey Tucker

Associate Commissioner, Department of Public Health

Victor Ortiz

Director of Problem Gambling Services, Department of Public Health



VISION

Optimal health and well-being for all people in Massachusetts, supported by a strong public health infrastructure and healthcare delivery.

MISSION

Prevent illness, injury, and premature death; to ensure access to high quality public health and health care services; and to promote wellness and health equity for *all* people in the Commonwealth.

DATA

We provide relevant, timely access to data for DPH, researchers, press and the general public in an effective manner in order to target disparities and impact outcomes.

DETERMINANTS

We focus on the social determinants of health - the conditions in which people are born, grow, live, work and age, which contribute to health inequities.

DISPARITIES

We consistently recognize and strive to eliminate health disparities amongst populations in Massachusetts, wherever they may exist.

EVERYDAY EXCELLENCE

PASSION AND INNOVATION

INCLUSIVENESS AND COLLABORATION

Background: DPH and Problem Gambling

Treatment

- Outpatient Services

Statewide Capacity Building Contract

- Trainings
- Helpline Services
- Administration of the MA-PGS certificate
- Technical Assistance to treatment organizations
- Provide information and support to treatment providers

Public Health Trust Fund Strategic Plan

Purpose:

Articulate strategies and activities that will effectively utilize funds allocated for problem gambling services

Framework:

SAMHSA's Strategic Prevention Framework

Community Engagement:

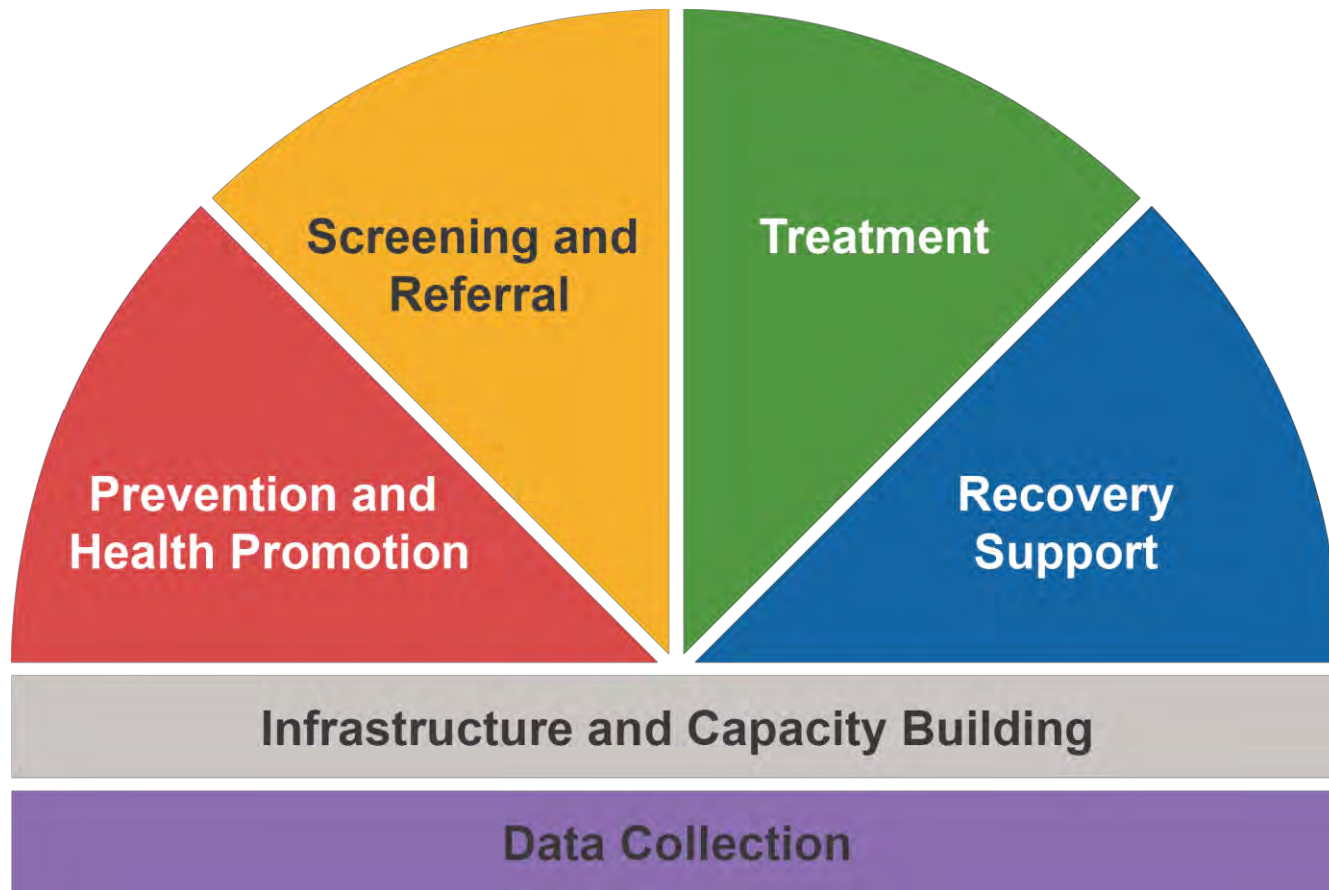
Interviews, surveys, data



Strategic Plan: Priorities Areas/Key Areas of Concern

- Prevention for Youth
- Prevention for High-Risk Populations
- Focus on Community-Level Interventions
- Coordination of Problem Gambling Services
- Integration of Addiction Services, Mental Health Services, and Primary Care
- Decrease in Stigma and Unsupportive Social Norms
- Increase in Availability of Support Services
- Increase in Availability of Culturally Appropriate Services
- Contribution to the Evidence Base for Problem Gambling Services
- Establishment of an Evaluation Infrastructure
- Expansion of Institutional Capacity to Address Problem Gambling and Related Issues

Strategic Plan: Continuum of Services



Strategic Plan: Eco-System Map



Strategic Plan: Phases of Activities

The plan's activities are divided into two phases:

Phase 1- Infrastructure development

Phase 2- Implementation of services

FY 17

Introduced Three Initiatives

- **Prevention- Youth, Parents, and At-Risk Populations**
 - Regional Planning process in the Plainville/Region C
- **Workforce development- Community Health Workers**
 - CHW and Gambling Needs Assessment Plainville/Region C
 - Training of CHW in the Plainville/Region C
- **Workforce development- Providers**
 - Revision of the DPH Problem Gambling Practice Guidelines
 - Revision of self-assessment tool



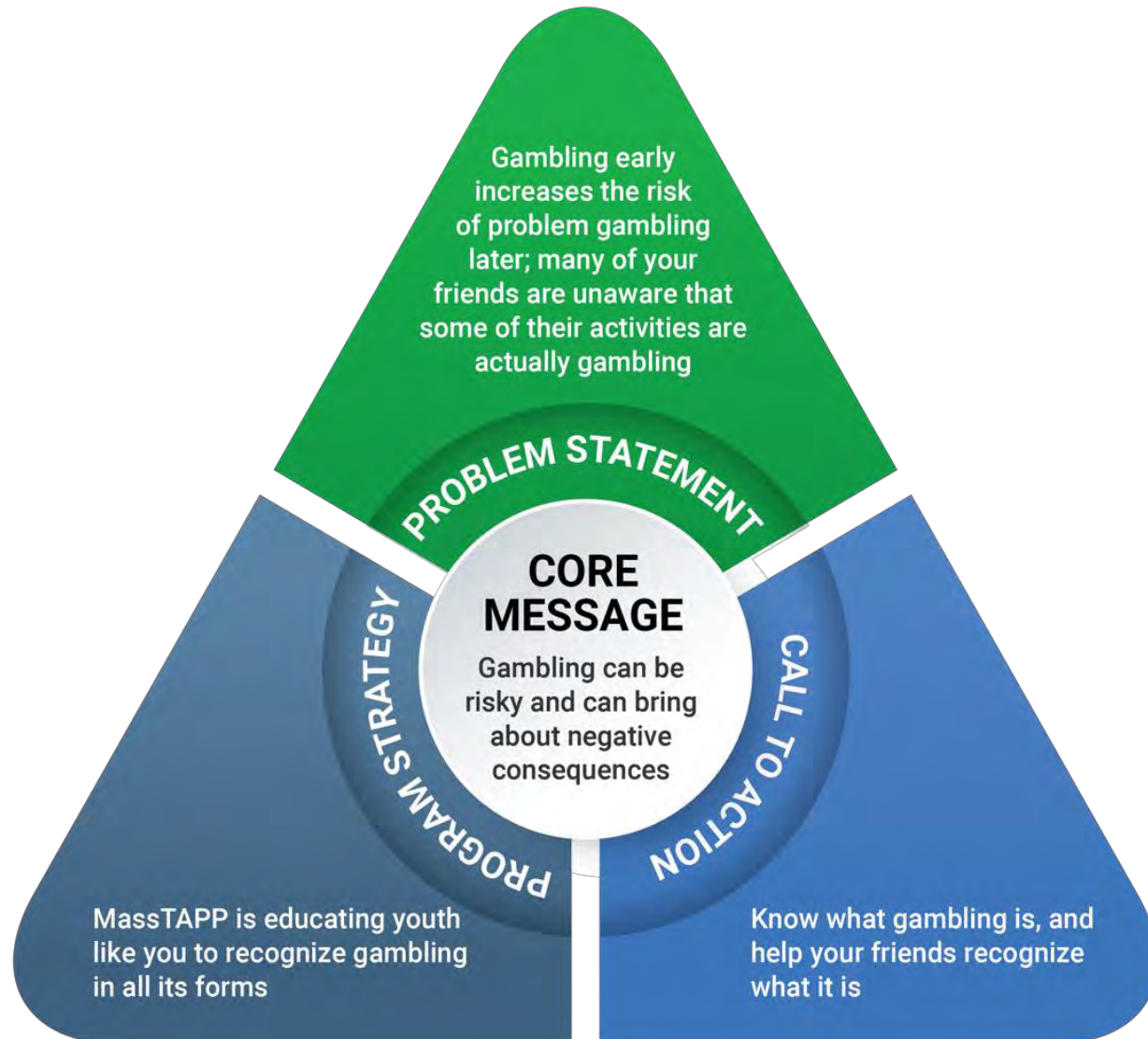
Prevention: Youth, Parents, and At-Risk Populations

- **Regional Planning Process in the Plainville/Region C**
 - Review of regional data
 - Key informant interviews
 - Focus groups
- **Youth**
 - 12-18 years old
 - “Targets for change”
- **Parents**
 - “Agents of change”
- **At-Risk Populations**
 - Men of color who have a history of substance misuse

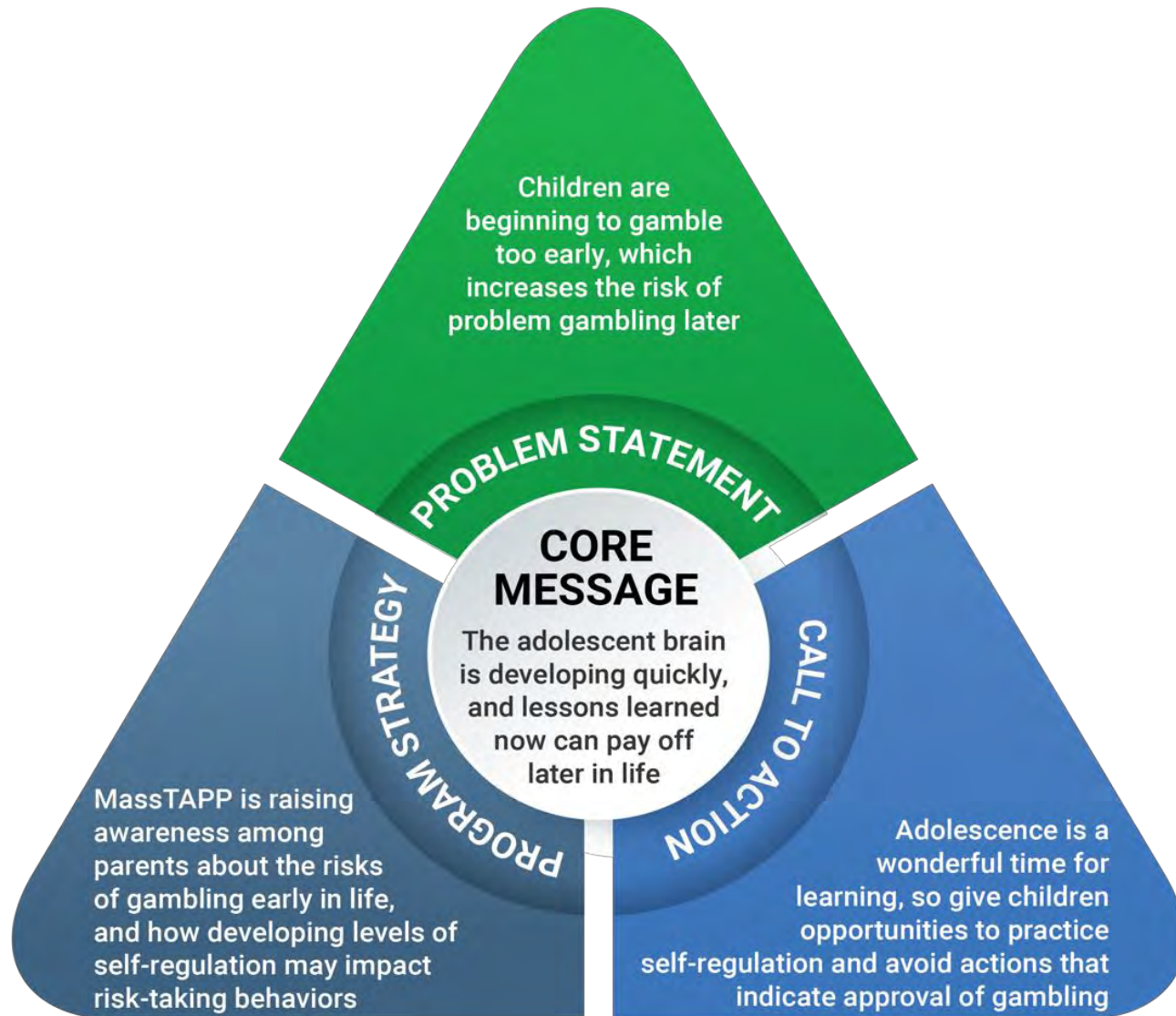
Prevention: What have we learned?

- Youth come into contact with or participate in gambling more than their parents think they do, and this disconnect needs to be addressed.
- Men with a history of substance misuse have a clear understanding of the connection between problem gambling and other types of addiction.
- Individuals think different types of gambling have different levels of risk.
- There is an awareness of the added risks associated with illegal gambling.

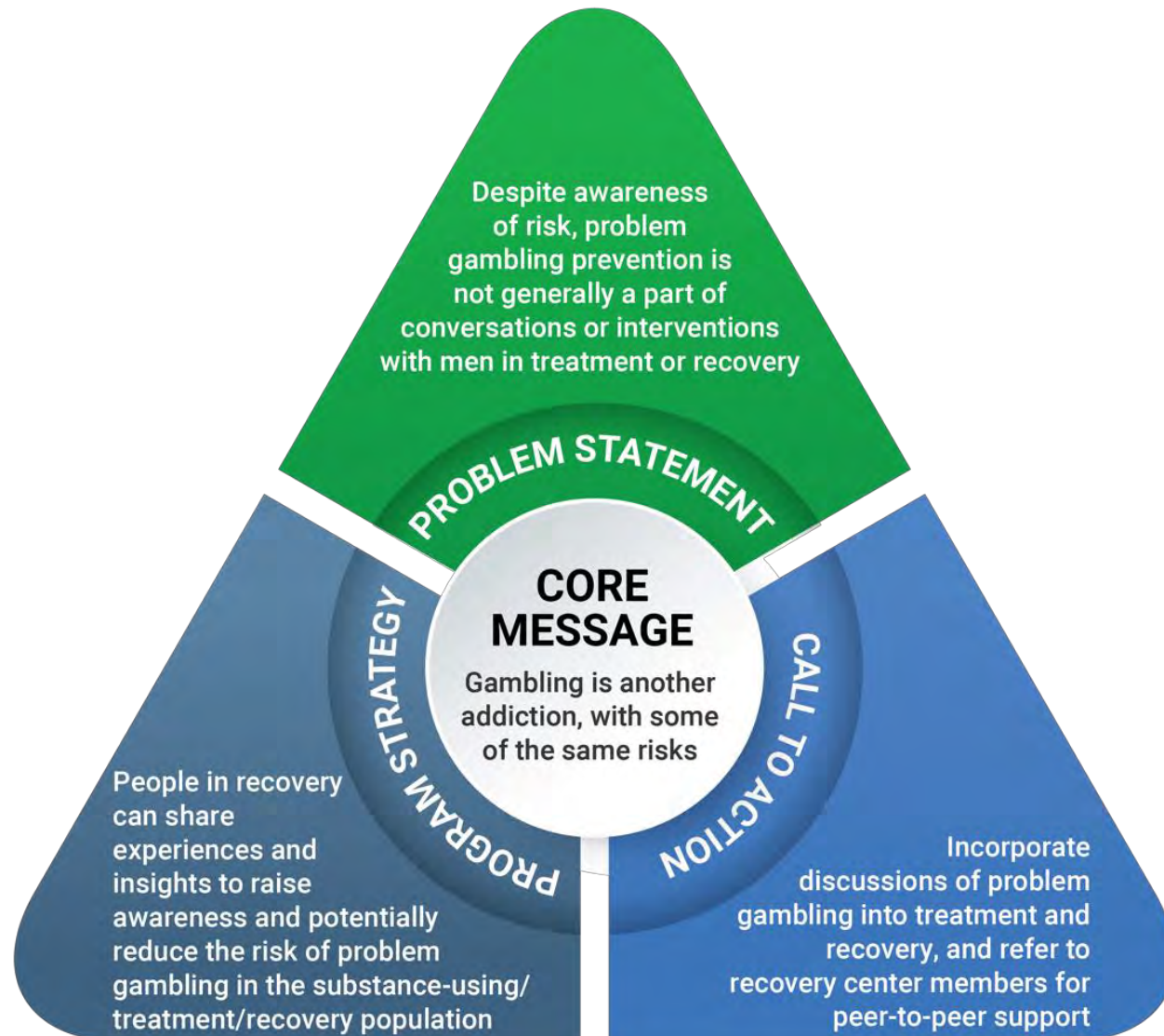
Prevention: Youth



Prevention: Parents



Prevention: Men of color who have a history of substance misuse



Workforce Development: Community Health Workers (CHWs)

CHW and Gambling Needs Assessment Plainville/Region C
&
Training of CHWs in the Plainville/Region C

Background: Community Health Workers

- The community health worker (CHW) workforce brings cultural, socio-economic class and racial diversity to public health and healthcare organizations as part of who they are and what they are trained to do.
- As a result of their work, inequities in health and in access to prevention and care can be directly addressed through the building of bridges among disenfranchised and marginalized communities and systems of care.
- There is a growing evidence base for the impact of CHW intervention models in helping to identify and engage people in care and assuring their access to needed resources as part of improving their healthcare and their health.

Results: CHW Needs Assessment Plainville/Region C

Observations about Local Problem Gambling

- People increasingly exposed to and engaged in a variety of gaming types.

Perceptions of the Nature of Problem Gambling and the Challenges of Helping People

- It is common for people to seek help for other conditions—mental health, addictions, with the role of gambling emerging only after more in-depth assessment.

What Roles Could Community Health Workers Play, and in What Settings?

- Identifying people who need help is one of the biggest challenges.

CHW Needs Assessment and Training: What have we learned?

- There is a significant interplay of gambling, substance addiction, mental health, crime, and poverty at the community level.
- Illegal gambling is very cultivated at the community level.
- There is a general awareness of gambling activities, but lack of awareness of problem gambling.
- Cultural and community norms relating to gambling is critical to inform training and services

Workforce Development: Treatment Providers

Revision of the DPH Practice Guidelines for Treating
Gambling-Related Problems

&

Revision to self-assessment tool: First Step to Change

Practice Guidelines for Treating Gambling-Related Problems

Then (2004)

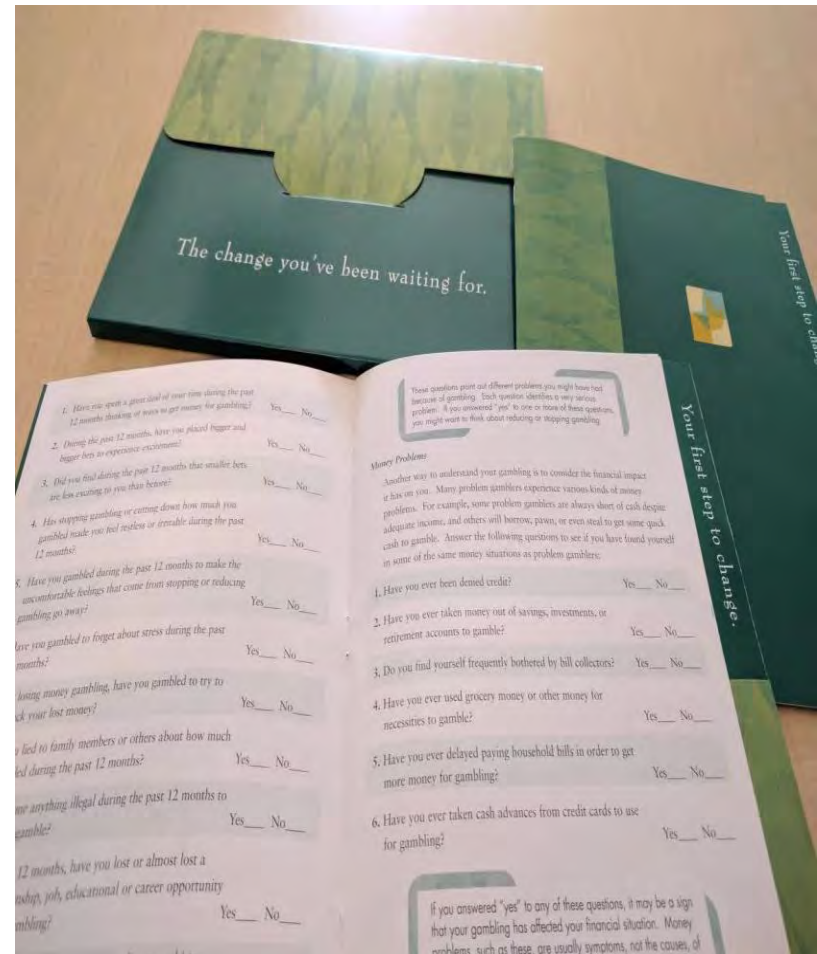
- Initially developed as an evidence-based guide for treatment professionals
- Provided a specific emphasis on co-occurring conditions

Now (2017)

- Recent introduction of DSM-5
- Significant evolution of peer-reviewed literature on problem gambling
- Participatory review process
- Web-based platform

Revisions to Self-Assessment Tool

- An evidence-based self-assessment and brief intervention tool
- Incorporate most recent gambling-related literature and new understanding of gambling and Gambling Disorder that have emerged over the past 15 years (e.g., DSM-5)



Treatment Providers: What have we learned?

- Practice Guidelines must be user friendly and resourceful.
- The engagement of clinical providers was informative and essential.
- Particular attention must be given to the dynamic of theory versus practice.
- Considerable attention must be given to providers relating to workforce development.

FY 18

Advance Three Initiatives

- **Prevention- Youth, Parents, and At-Risk Populations**
 - Regional Planning Process in Region A/B
- **Workforce development - Community Health Workers**
 - CHW and Gambling Needs Assessment in Region B
 - Training of CHWs in the Plainville/Region C
- **Workforce development- Providers**
 - Gambling Treatment and Services Gap Analysis
 - Practice Guidelines Training

FY 18

Introduce Three Initiatives

- **Suicide prevention**
 - Planning/Needs Assessment
 - Suicide and Problem Gambling Training
 - Suicide and Problem Gambling Screening
- **Intimate Partner Abuse Education Program (IPAEP)**
 - Programmatic Assessment
- **Communications Campaign**
 - Planning for campaign targeting at-risk populations

Thank You



For Immediate Release
July 31, 2017

Media Contact
Elaine Driscoll (MGC) 617-571-2964
Press release: 17-037

Get To Know GameSense!
The Massachusetts Gaming Commission Supports
Responsible Gaming Education Week from July 31st – August 4th
MGC continues efforts to raise awareness about GameSense Resources and Programs

The Massachusetts Gaming Commission (MGC) is pleased to announce its support and recognition of Responsible Gaming Education Week (RGEW) from **July 31st – August 4th, 2017**. RGEW was developed by the American Gaming Association in 1998 to increase awareness of problem gambling among gaming industry employees and customers, and to promote responsible gaming nationwide.

MGC will utilize this advocacy week to raise awareness for RGEW and to promote [GameSense](#), an innovative and comprehensive responsible gaming strategy adopted by the MGC as part of its mission to encourage smart play and mitigate problem gambling.

Today MGC will launch a week-long “Get To Know GameSense” campaign featuring a “Tip of the Day” distributed by paid advertising, a robust social media strategy, and on-site digital marketing and activities at Plainridge Park Casino.

MGC is working closely with the Massachusetts Council of Compulsive Gaming and Plainridge Park Casino to host a series of “Get To Know GameSense” -related activities at the GameSense Info Center (the country’s only on-site space for player education) at Plainridge Park Casino. These activities are intended to educate the public about strategies to keep gambling fun and to emphasize the various resources available.

Examples of RGEW activities include:

DATE	TIP of the Day	ADDITIONAL INFO & EVENT DESCRIPTION
Monday, July 31 st	Set A Budget	Set a budget and stick to it. When you stick to a budget, you spend only money you can afford to lose. Today GameSense Advisors will promote ways to help patrons set a budget and stick to it. This includes educating patrons about the availability of the country’s only voluntary electronic budgeting tool, PlayMyWay, now available at Plainridge Park Casino.
Tuesday, August 1 st	Play It Smart	GameSense tagline “Play It Smart” encourages patrons to understand the difference between gambling myths and facts. Good luck charms, “hot” machines, lucky numbers have no influence on gambling outcomes.



Massachusetts Gaming Commission

		Today GameSense Advisors will focus on educating patrons about gambling myths vs. facts.
Wednesday, August 2 nd	Take A Break	Take frequent breaks when you gamble. It helps you to keep a clear head and make smarter decisions. The GameSense Info Center is a great place to take a break and engage GameSense Advisors about helpful and interesting facts.
Thursday, August 3 rd	Know Your Odds	Don't just guess the odds of each game-know the facts. The odds are the same, no matter how many times you try. Today GameSense Advisors will educate patrons about understanding the odds and specifically about how slot machines work.
Friday, August 4 th	Keep Gambling Fun	Chasing your losses almost always leads to bigger losses. Gambling should be entertaining and fun. Set a budget, know the odds, and take breaks to help keep it fun.

MGC's Director of Research and Responsible Gaming Mark Vander Linden said, "Massachusetts is fortunate to have collaborative partnerships focused on a shared goal of furthering responsible gaming advocacy and preventing unintended negative consequences of gambling. I'd like to commend the Mass Council of Compulsive Gambling and Plainridge Park Casino for their enthusiastic support of Responsible Gaming Education Week and for their commitment to the spirit of this week throughout the year."

"If you may be struggling with addiction, or know someone who is, now is the time to seek help," said Massachusetts Council on Compulsive Gambling Executive Director Marlene Warner. "We are here to help, and encourage people to call our 24-hour helpline at [800-426-1234](tel:800-426-1234) with any questions you may have. We also want to thank the Gaming Commission for their leadership, and to the many partner organizations who are committed to problem gambling prevention and to helping those struggling with addiction."

Background Information

As part of MGC's comprehensive efforts to address responsible gaming and problem gambling, MGC engaged a research team at UMass Amherst to oversee evaluate and perform a multi-year, comprehensive research project on the economic and social impacts of the introduction of casino gambling in Massachusetts, with particular emphasis on at-risk and problem gambling. In June 2015, MGC in conjunction with the UMass research team released a population survey of nearly 10,000 Massachusetts adult residents and found a past-year prevalence of problem gambling is 2%. The study also found that an additional 8.4% of the population is at-risk gamblers. These percentages indicate that an estimated 67,500 to 109,100 people are suffering right now with a gambling problem and additional 353,400 and 426,200 residents are considered at-risk gamblers.

MGC and partnering agencies, such as the Massachusetts Department of Public Health, will be able to use the information collected as part of the research agenda to make strategic, data-driven policy decisions based on a level of detail that has never previously been available in a gaming jurisdiction in the United States. As part of that continuous effort, MGC continues to work closely with its strategic partners to strengthen and increase problem gambling prevention and treatment options that are available.

The Expanded Gaming Act directs significant resources from gaming revenue to a Public Health Trust Fund specifically intended to fund programs to prevent and mitigate problem gambling. The statute provides for a \$15- to \$20-million fund. When fully endowed, this will be one-third of all the money spent on problem gambling in the entire country.



Massachusetts Gaming Commission

About GameSense

In Massachusetts, each gaming establishment is required by statute to provide on-site space (the GameSense Info Center) for player education. Massachusetts is the only jurisdiction in the country required by law to offer responsible gaming resources onsite. There, patrons can learn about myths associated with gambling, the odds of the games they are playing, take a break, and seek support from a GameSense Advisor. The GameSense program combines recommendations on responsible gaming techniques with interactive tools and exhibits meant to engage patrons at Massachusetts casino gaming facilities and online at GameSenseMA.com.

About MassGaming

The mission of the Massachusetts Gaming Commission is to create a fair, transparent, and participatory process for implementing the expanded gaming law passed by the Legislature and signed by the Governor in November, 2011. In creating that process, the Commission will strive to ensure that its decision-making and regulatory systems engender the confidence of the public and participants, and that they provide the greatest possible economic development benefits and revenues to the people of the Commonwealth, reduce to the maximum extent possible the potentially negative or unintended consequences of the new legislation, and allow an appropriate return on investment for gaming providers that assures the operation of casino-resorts of the highest quality. For more information on MGC, please visit MassGaming.com or connect and share on Twitter ([@MassGamingComm](https://twitter.com/MassGamingComm)) or Facebook www.facebook.com/MAGamingComm.



Massachusetts Gaming Commission

Responsible Gaming Education Week



Paid ad campaign: GameSenseMA Facebook

248K

People reached


9,000

Post engagements

GameSense
Written by Julia Gould [?] · July 19 at 11:58am · 🌐

Ever wonder if you can win back losses by gambling more?

Tip of the Day:
Don't chase losses.

 **GameSense**

Get to know GameSense!
Chasing your losses almost always leads to bigger losses. Responsible Gaming Education Week, July 31–August 4

[Learn More](#)

GAMESENSEMA.COM

23,737 people reached

GameSense

MGC social media campaign

17K

People reached

725

Engagements



GameSense

The results

3,000

Page views on
GameSenseMA.com

10K

Social media
engagements

GameSense Play it Smart.



The GameSense Guide to Slots

- Gambling Myths
- Odds & Randomness
- Skill-Based & Chance-Based Games
- GameSense Tips

Voluntary Self-Exclusion

Need Help Staying Away?

If you have specific concerns, call

How do Slot Machines Work?

A computer program (called an RNG, or Random Number Generator) ensures a random outcome on each and every play. When you play a slot machine that states it has an 80% payout over the life of the machine, it doesn't mean that you will leave with 80% of the money you started with. After thousands or millions of games, the laws of probability will allow some players to win or break even, but in reality most players will lose. Slots are programmed to retain more money than is paid out in winnings, so in the end the slot machine wins.

When you put money in a slot machine, your wager appears on the digital display as credits. As you play, your credits will decrease when you lose and increase when you win. Generally the odds to win any prize are 1 in 5, but the odds to win the top prize are only 1 in 373,248. Slots differ in their payouts. Some slot games pay smaller prizes more frequently and offer more bonus games. Other machines pay out more often in the middle and top prize categories. The chances of winning smaller prizes on slots are greater than the chances of

GameSense





Division of Racing

TO: Steve Crosby, Chairman
Gayle Cameron, Commissioner
Lloyd Macdonald, Commissioner
Bruce Stebbins, Commissioner
Enrique Zuniga, Commissioner

FROM: Alexandra Lightbown, Director of Racing

CC: Edward Bedrosian, Executive Director
Catherine Blue, General Counsel

DATE: August 7, 2017

RE: Suffolk Downs Additional Race Days Request

Dear Commissioners:

Suffolk Downs' Chief Operating Official Chip Tuttle has submitted a request to race two additional days at Suffolk Downs in 2017, September 30th and October 1st. They are also requesting an additional \$800,000 in Race Horse Development Funds for purses for these days. This is the same daily amount the Massachusetts Gaming Commission approved for 2015, 2016 and 2017.

Recommendation: That the Commission approve the request of Suffolk Downs for two additional days of racing, September 30th and October 1st. That the Commission approve an additional \$800,000 from the Race Horse Development Fund for purses for these days.



Massachusetts Gaming Commission



Massachusetts Gaming Commission

101 Federal Street, 12th Floor, Boston, Massachusetts 02110 | TEL 617.979.8400 | FAX 617.725.0258 | www.massgaming.com



August 7, 2017

Stephen Crosby, Chairman
Gayle Cameron, Commissioner
Bruce Stebbins, Commissioner
Enrique Zuniga, Commissioner
Lloyd Macdonald, Commissioner
Massachusetts Gaming Commission
101 Federal Street, 12th Floor
Boston, MA 02110

Dear Mr. Chairman and Commissioners:


At the request of the NEHBPA, Suffolk Downs is requesting your approval of two additional racing days for 2017, September 30 and October 1.

Please note that our ability to conduct these additional days is also subject to the Commission's approval of an additional \$800,000 in purse payments from the Race Horse Development Fund and to the amendment of our 2017 purse agreement with the NEHBPA to reflect the proposed schedule change.

Sincerely,

Chip Tuttle
Chief Operating Officer

Telephone: 617-567-3900
525 McClellan Highway, East Boston, Massachusetts 02128

Made in Massachusetts 

Wynn BOSTON HARBOR
®

Wynn Boston Harbor

QUARTERLY REPORT AS OF JUNE 30, 2017

Wynn Boston Harbor

PERMITTING

Permitting

Local

City of Boston Approval for Offsite Infrastructure (Public Improvement Commission and Boston Transportation Department) – **Sullivan Square Improvements, approved July 2017**

Wetlands Order of Conditions (Everett Conservation Commission) – **For Sediment Remediation, approved June 2017**

Wetlands Order of Conditions (Boston Conservation Commission) – **For Sediment Remediation, approved June 2017**

Permitting

State and Federal

Chapter 91 (DEP) – **For Sediment Remediation, filed May 2017**

Massachusetts Contingency Plan (DEP) – **Phase III/IV, submitted June 2017**

Work in Navigable Waters (Section 10) Permit (U.S. Army Corps of Engineers – **Permit modification request filed May 2017**

Wynn Boston Harbor

CONSTRUCTION

Aerial, August 4, 2017



Third Floor – 100% Complete



Fifth Floor – Columns



Foundation for
Serpentine Wall
At Main Entrance



Convention – Foundation and High Walls



Marine Bulkheads - Complete



Living Shoreline – Form Work



Major Milestones

- ☑ Marine (Landside) – 90% complete
- ☑ Site Utilities – 90% complete
- ☑ Garage Structure – 100% complete
- ☑ Façade (Podium/Central Utility Plant) – 100% complete
- ☑ Tower Concrete (L1) – 100% complete
- ☑ Tower Concrete (L2) – 60% complete
- ☑ Convention Center – Final design – 100% complete
- ☑ Rainwater Harvesting System – 60% complete
- ☑ Convention Steel Erection – Scheduled for 8/14
- ☑ Convention Pile Caps, Underground MEP, Foundation Walls - Commenced

Wynn Boston Harbor

PROJECT SCHEDULE

Activity ID	Activity Name	Original Duration	Start	Finish	Predecessors	2017					
						Jul	Aug	Sep	Oct	Nov	Dec
Wynn Boston Harbor											
Main Project											
Environmental Permits											
USACE Modification											
A7440	RD Technical Review	93d	19-May-17 A	29-Sep-17	A3430						
A7450	RD Decision / Permit	0d		29-Sep-17	A7440, A3880						
Chapter 91 / WQC - Remedial Dredging (requires WQ)											
A4470	WQC Public Comment	15d	21-Jun-17 A	12-Jul-17							
A3880	Chapter 91 Technical Review	20d	21-Jun-17 A	21-Jul-17	A3850, A3330						
A3880	RD 91 Chapter 91 License Issued	0d		01-Sep-17	A3860, A8230, A834						
A3875	RD 91 Appeal Period	21d	05-Sep-17	03-Oct-17	A3880, A3860						
Everett Con. Comm. - Order of Conditions - Remedial Dredging											
A8220	E - RD Decision / Permit	0d		03-Jul-17	A11000, A8200						
A8230	E - RD End of Appeal Period	10d	03-Jul-17	17-Jul-17	A8220						
Boston Con. Comm. - Order of Conditions - Remedial Dredging											
A8330	B - RD Decision / Permit	0d		03-Jul-17	A8320, A8220						
A8340	B - RD End of Appeal Period	10d	03-Jul-17	17-Jul-17	A8330						
MCP - Massachusetts Contingency Plan											
A4130	Public Comment Period (20 calendar days)	15d	21-Jun-17 A	11-Jul-17	A4120						
Remediation											
Dredging											
A8355	Time of Year Restriction 2017 (No Work)	159d	15-Feb-17 A	29-Sep-17							
Construction - Main Project											
Summary Schedule (SCCI)											
Garage											
SUMM-360	Interior Fit-up Summary - Garage	268d	12-Jun-17 A	16-May-18	M1020, A3100, A266						
Central Utility Plant											
SUMM-400	Facade Summary - CUP	42d	15-May-17 A	11-Aug-17	SUMM-165						
SUMM-140	Interior Fit-Up Summary - CUP	353d	22-May-17 A	17-Oct-18	SUMM-165						
Convention Area											
SUMM-250	Foundation Summary - Convention Center	123d	13-Aug-16 A	12-Aug-17	SUMM-155						
SUMM-180	Structural Steel Summary - Convention Center	74d	14-Aug-17	09-Nov-17	SUMM-250						
Hotel Tower											
SUMM-340	Superstructure Summary - Hotel Tower	150d	03-Jul-17	30-Dec-17	SUMM-230						
SUMM-440	Facade Summary - Hotel Tower	143d	19-Aug-17	09-Feb-18	SUMM-340						
SUMM-150	Interior Fit-Up Summary - Hotel Tower	324d	07-Sep-17	24-Dec-18	SUMM-440						
Podium											
		211d	22-May-17 A	23-Mar-18							

- █ Remaining Level of Effort
- █ Actual Work
- █ Remaining Work
- █ Critical Remaining Work
- ◆ Milestone
- ▾ Summary

Wynn Boston Harbor
Six Month Lookahead Schedule (7/1/2017 - 12/31/2017)
14-Jul-17 **Page 1 of 3**



Activity ID	Activity Name	Original Duration	Start	Finish	Predecessors	2017					
						Jul	Aug	Sep	Oct	Nov	Dec
SUMM-310	Structural Steel Summary - Podium	115d	22-May-17 A	06-Oct-17	SUMM-230	Structural Steel Summary - Podium					
SUMM-450	Concrete Slab on Deck Summary - Podium	82d	15-Jul-17	20-Oct-17	SUMM-310	Concrete Slab on Deck Summary - Podium					
SUMM-430	Facade Summary - Podium	152d	14-Aug-17	23-Mar-18	SUMM-450	Facade Summary - Podium					
Tenant Retail		195d	01-Feb-17 A	30-Nov-17		Tenant Retail					
A7580	Negotiate Lease Terms	21d	01-Feb-17 A	24-Jul-17	A7570	Negotiate Lease Terms					
A7590	Tenant Design Concept	30d	01-Feb-17 A	14-Aug-17	A7580	Tenant Design Concept					
A7600	Tenant Present / Wynn Approve Design Concept	15d	15-Aug-17	05-Sep-17	A7590	Tenant Present / Wynn Approve Design Concept					
A7610	Tenant Design	60d	06-Sep-17	30-Nov-17	A7600	Tenant Design					
Service Road and Utilities Projects		150d	15-May-17 A	10-Jan-18		Service Road and Utilities Projects					
National Grid Gas Line Extension on Broadway		85d	03-Jul-17	31-Oct-17		National Grid Gas Line Extension on Broadway					
A2380	National Grid Complete Gas Line Design Documents	20d	03-Jul-17	31-Jul-17	A2360	National Grid Complete Gas Line Design Documents					
A2970	National Grid Complete Gas Line Upgrades	40d	06-Sep-17	31-Oct-17	A5172, A2380	National Grid Complete Gas Line Upgrades					
115Kv High Tension Tower Relocation		150d	15-May-17 A	10-Jan-18		115Kv High Tension Tower Relocation					
A2340	National Grid Complete Construction/Relocation of High Tension Tower	150d	15-May-17 A	10-Jan-18	A2350	National Grid Complete Construction/Relocation of High Tension Tower					
Bridge Study		150d	15-May-17 A	01-Dec-17		Bridge Study					
DCR Harbor Walk Connector		432d	23-May-16 A	06-Feb-18		DCR Harbor Walk Connector					
Design		151d	03-Jul-17	06-Feb-18		Design					
A4090	75% CDs	31d	03-Jul-17	15-Aug-17	A3870, A4098	75% CDs					
A4100	100% CDs	120d	16-Aug-17	06-Feb-18	A4090	100% CDs					
Everett Con. Comm. - Wetlands Notice of Intent (DCR Harbor Walk Con		357d	23-May-16 A	18-Oct-17		Everett Con. Comm. - Wetlands Notice of Intent (DCR Harbor Walk Con					
A2470	Execution of Easement Agreement with DDRC	30d	23-May-16 A	17-Oct-17	A3470, A5172, A387	Execution of Easement Agreement with DDRC					
A1600	Prepare Notice of Intent	8d	03-Jul-17*	13-Jul-17	A2470, A3870	Prepare Notice of Intent					
A1610	Internal Review of Draft	2d	14-Jul-17	17-Jul-17	A1600	Internal Review of Draft					
A1730	Final Draft	5d	18-Jul-17	24-Jul-17	A1610	Final Draft					
A1740	Internal Review of Final Draft	2d	25-Jul-17	26-Jul-17	A1730	Internal Review of Final Draft					
A1750	Final Draft to DEP	1d	27-Jul-17	27-Jul-17	A1740	Final Draft to DEP					
A1760	Final Draft DEP Comments	10d	28-Jul-17	10-Aug-17	A1750	Final Draft DEP Comments					
A1770	File Notice of Intent	5d	11-Aug-17	17-Aug-17	A1760	File Notice of Intent					
A1780	Review and Public Hearing (mtgs on 9/15 and 10/20)	43d	18-Aug-17	18-Oct-17	A1760, A1770	Review and Public Hearing (mtgs on 9/15 and 10/20)					
MADEP Chapter 91 DCR Harbor Walk Connector		73d	03-Jul-17	13-Oct-17		MADEP Chapter 91 DCR Harbor Walk Connector					
A11940	Prepare Draft Chapter 91 application	13d	03-Jul-17	20-Jul-17	A1600	Prepare Draft Chapter 91 application					
A11950	Internal Review of Draft	2d	21-Jul-17	24-Jul-17	A11940	Internal Review of Draft					
A11960	Final Draft	5d	25-Jul-17	31-Jul-17	A11950	Final Draft					
A11970	Internal Review of Final Draft	2d	01-Aug-17	02-Aug-17	A11960	Internal Review of Final Draft					
A11980	Final Draft to DEP	1d	03-Aug-17	03-Aug-17	A11970	Final Draft to DEP					
A11990	Final Draft DEP Comments	10d	04-Aug-17	17-Aug-17	A11980	Final Draft DEP Comments					
A3710	Chapter 91 Filing	5d	18-Aug-17	24-Aug-17	A11990	Chapter 91 Filing					
A3720	Notice in Environmental Monitor	35d	25-Aug-17	13-Oct-17	A3710	Notice in Environmental Monitor					

- █ Remaining Level of Effort
- █ Actual Work
- █ Remaining Work
- █ Critical Remaining Work
- ◆ Milestone

Wynn Boston Harbor
Six Month Lookahead Schedule (7/1/2017 - 12/31/2017)
14-Jul-17 **Page 2 of 3**



Activity ID	Activity Name	Original Duration	Start	Finish	Predecessors	2017					
						Jul	Aug	Sep	Oct	Nov	Dec
Everett Planning Board - Site Plan Review - DCR Harbor Walk Connect						▼ Everett Planning Board - Site Plan Review					
A11860	Prepare Draft Application	38d	03-Jul-17	24-Aug-17	A11940	Prepare Draft Application					
A11870	Internal Review of Draft Application	4d	25-Aug-17	30-Aug-17	A11860	Internal Review of Draft Application					
A11880	Review Draft Application with City	4d	25-Aug-17	30-Aug-17	A11870	Review Draft Application with City					
A11890	Prepare Final Application	5d	31-Aug-17	07-Sep-17	A11880	Prepare Final Application					
A11900	Internal Review of Final Application	5d	08-Sep-17	14-Sep-17	A11890	Internal Review of Final Application					
A11910	File Application	5d	15-Sep-17	21-Sep-17	A11900	File Application					
A11920	PB Meeting/Public Hearing (mtgs on 10/10 and 10/24)	21d	22-Sep-17	20-Oct-17	A11910	PB Meeting/Public Hearing (mtgs on 10/10					
Off-Site Transportation Improvements											
Milestone											
Package #1 (Lower Broadway and Truck Route)						▼ Package #1 (Lower Broadway and Truck Route)					
AMS.800.1190	Bid Process	22d	30-Jun-17 A	25-Jul-17	ALB.903.1020, ALB.903.1030	Bid Process					
AMS.800.1130	CP#1 Construction NTP	0d	26-Jul-17		ALB.903.1020	◆ CP#1 Construction NTP					
Package #2 (Sanilli, Sweetser, Wellington, Bell and C/M Signals)						▼ Package #2 (Sanilli, Sweetser, Wellington, Bell and C/M Signals)					
AMS.800.1110	CP#2 Submit Bid Documents	0d	17-Jul-17	24-Dec-18	ACM.802.1210, ABC.802.1210	◆ CP#2 Submit Bid Documents					
AMS.800.1200	Bid Process	15d	18-Jul-17	07-Aug-17	ALB.903.1030, ALB.903.1040	Bid Process					
AMS.800.1150	CP#2 Construction NTP	0d	10-Aug-17		ALB.903.1030	◆ CP#2 Construction NTP					
AMS.800.1160	CP#2 Construction (Sanilli Circle)	317d	22-Sep-17	24-Dec-18	ALB.900.1040	CP#2 Construction (Sanilli Circle)					
AMS.800.1220	CP#2 Construction (Sweetser Circle)	317d	22-Sep-17	24-Dec-18	ALB.900.1040	CP#2 Construction (Sweetser Circle)					
AMS.800.1230	CP#2 Construction (Wellington Circle)	317d	22-Sep-17	24-Dec-18	ALB.900.1040	CP#2 Construction (Wellington Circle)					
AMS.800.1240	CP#2 Construction (Bell Circle)	317d	22-Sep-17	24-Dec-18	ALB.900.1040	CP#2 Construction (Bell Circle)					
AMS.800.1250	CP#2 Construction (Chelsea/Medford Signals)	317d	22-Sep-17	24-Dec-18	ALB.900.1040	CP#2 Construction (Chelsea/Medford Signals)					
Package #3 (Wellington and Malden Stations)						▼ Package #3 (Wellington and Malden Stations)					
AMS.800.1120	CP#3 Submit Bid Documents	0d	31-Jul-17	28-Aug-17	AWM.802.1270	◆ CP#3 Submit Bid Documents					
AMS.800.1210	Bid Process	15d	01-Aug-17	21-Aug-17	AWM.903.1030, AWM.903.1040	Bid Process					
AMS.800.1170	CP#3 Construction NTP	0d	28-Aug-17		AWM.903.1030	◆ CP#3 Construction NTP					
Package #4 (Sullivan Square)						▼ Package #4 (Sullivan Square)					
AMS.800.1270	CP#4 Submit Bid Documents	0d	19-Jul-17	30-Nov-18	A7380, A7490	◆ CP#4 Submit Bid Documents					
AMS.800.1280	Bid Process	15d	20-Jul-17	09-Aug-17	A7390	Bid Process					
AMS.800.1290	CP#4 Construction NTP	0d	15-Sep-17		A7410	◆ CP#4 Construction NTP					
AMS.800.1300	CP#4 Construction (Sullivan Square)	300d	25-Sep-17	30-Nov-18	A7420	CP#4 Construction (Sullivan Square)					
Construction Package #1 - Lower Broadway & Truck Route						▼ Construction Package #1 - Lower Broadway & Truck Route					
Construction Package #2 - Route 16											
Construction Package #3 - MBTA Wellington & Malden Station						▼ Construction Package #3 - MBTA Wellington & Malden Station					
Construction Package #4 - Sullivan Square Charlestown											
Woods Memorial Bridge (by DOT)											
Summary											

- █ Remaining Level of Effort
- █ Actual Work
- █ Remaining Work
- █ Critical Remaining Work
- ◆ Milestone
- ▼ Summary



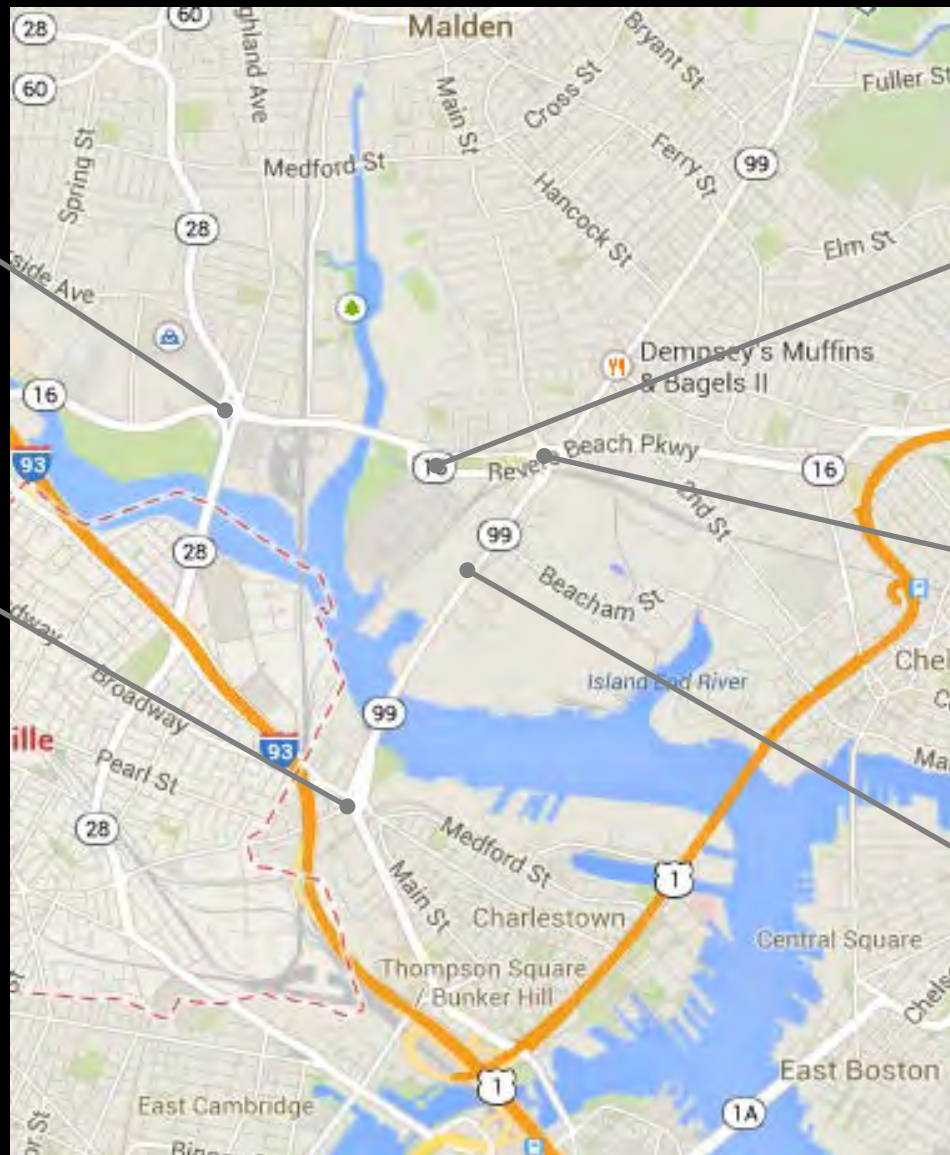
Wynn Boston Harbor

OFFSITE INFRASTRUCTURE IMPROVEMENTS

Offsite Infrastructure Improvements

Wellington Circle,
Medford

Sullivan Square and
Cambridge Street,
Boston



Santilli Circle,
Everett

Sweetser Circle,
Everett

Lower Broadway
Everett/Boston

Bid Packages

1. Broadway from Alford Street (City of Boston) to Sweetser Circle in Everett, including new Truck Route along Robin and Dexter Street in Everett
1. Route 16 (Mystic Valley Parkway/ Revere Beach Parkway) in Everett, Medford, Chelsea, and Revere (includes Wellington, Sweetser, Santilli and Bell Circles)
2. MBTA Station Improvements including Wynn Shuttle Bus Shelters at Malden Center Station and Wellington Station and parking lot improvements at Wellington Station
3. Sullivan Square Improvements

Wynn Boston Harbor

PROJECT RESOURCES / DIVERSITY

Contracts Awarded to Minority, Women and Veteran Business Enterprises for Design Phase

MBE

12 contract awards:

\$5,016,896

% of total contracts: **8.7%**

Goal: **7.9%**

WBE

11 contract awards:

\$2,960,878

% of total contracts: **5.2%**

Goal: **10.0%**

VBE

4 contract awards:

\$4,064,518

% of total contracts: **7.1%**

Goal: **1.0%**

SUMMARY

27 total M/W/VBE contracts:

\$12,042,292

% of total contracts: **21.0%**

Goal: **18.9%**

Contracts Awarded to Minority, Women and Veteran Business Enterprises for Construction Phase

MBE

38 contract awards:

\$49,078,365

% of total contracts: **4.8%**

Goal: **5.0%**

WBE

83 contract awards:

\$99,186,800

% of total contracts: **9.8%**

Goal: **5.4%**

VBE

26 contract awards:

\$26,460,313

% of total contracts: **2.6%**

Goal: **1.0%**

SUMMARY*

131 total M/W/VBE contracts:

\$156,616,975

% of total contracts: **15.5%**

Goal: **11.4%**

*M/W/VBE construction contract awards report includes awards and payments made to businesses with more than one diverse classification (i.e. M/WBE). Totals reported deduct any double counting due to awards to businesses with more than one diverse classification.

Minority, Women and Veteran Workforce Participation for Construction Phase

Minority

468 workers:

187,587 hours

% of total work hours:

26.1%

Goal: **15.3%**

Female

123 workers:

50,664 hours

% of total work hours: **7.1%**

Goal: **6.9%**

Veteran

96 workers:

49,242 hours

% of total work hours: **6.9%**

Goal: **3.0%**

Wynn Boston Harbor

COMMUNITY EVENTS AND OUTREACH

Outreach: Q2 2017

4/3: New England Center for Arts and Technology (NECAT)

4/4: Youth Build Boston

4/5: Boys and Girls Club of Medford and Somerville

4/11: Jobs for Mass

4/12: Mystic River Watershed Association (MyRWA)

4/13: Medford High School Alumni Event

4/13: Quarterly workforce diversity recognition awards

4/14: Friends of the Navy Yard

4/14: Monthly site tour with Everett HS students

4/18: Bike to the Sea planning

4/20: Everett City Council as a Whole presentation

4/21: Regional Career Centers

4/22: Earth Day Community Clean-Up

4/27: Bread of Life

4/29: Suffolk Downs Track Worker Information Session

5/1: Somerville Veterans Services

5/1: City of Boston, Neighborhood Career Fair Series (Roxbury)

Outreach: Q2 2017

5/4: Bunker Hill Community College

5/5: UMass Boston luncheon

5/8: Charlestown Mothers Association

5/8: Greater Boston Chamber of Commerce, Annual Meeting

5/10: Everett High School Culinary Planning

5/11: Mayor DeMaria visits Youth Build Boston

5/11: Mayor DeMaria visits NECAT

5/12: Apollinaire Theatre Company

5/16: Introduce Exec. Chef to Everett High School, Medford Voc Tech and NECAT

5/16: South Cove Manor Annual Meeting

5/17: City of Malden Real Estate Brokers Meeting with Mayor Christenson

5/18: Massachusetts Business Roundtable

5/19: Hispanic American Institute Quarterly Breakfast

5/20: Herring Run and Paddle, MyRWA

5/23: Hiring Our Heroes, SBA Veteran's Job Fair

5/24: Malden River Greenways Kickoff Meeting, MyRWA

5/24: North Shore Latino Business Association Meeting

Outreach: Q2 2017

6/1: Governor Baker Site Tour

6/1: Urban League Job Fair

6/2: Building Pathways Site Tour

6/4: Touch a Truck Day, Charlestown Mothers Association

6/5: ELM Earth Night

6/12: Disabled American Veterans (DAV)

6/13: Legislative Briefing and Site Tour

6/14: Everett Public Meeting

6/15: The One Hundred, Massachusetts General Hospital Gala

6/20: Mystic Pedestrian Bridge Stakeholder Meeting

6/20: Tour Cambridge College

6/21: Scholar Athletes Gala

6/22: Champion's Breakfast, MyRWA

6/26: Malden River Greenways Public Meeting, MyRWA

6/26: IBEW Local 103 Diversity Review Meeting with Business Agent, Training Director

6/27: City of Malden, Job Fair

6/29: City of Boston, Neighborhood Career Fair Series (East Boston)

29 6/29: PIP Meeting, Sediment Remediation











Wynn Boston Harbor

QUESTIONS

Wynn BOSTON HARBOR
®

Wynn Boston Harbor

Monitoring of Project Construction and Licensee Requirements 205 CMR 135

Quarterly Report Massachusetts Gaming Commission as of June 30, 2017



Monitoring of Project Construction and Licensee Requirements

Quarterly Report as of June 30, 2017

1.0 Project at a Glance

The Wynn Boston Harbor (the “Project”) is an approximately \$2.4 billion luxury resort that will transform a blighted section of the City of Everett, Massachusetts adjacent to the Mystic River, into a world-class destination. The Project will contribute hundreds of millions of dollars, including tens of millions of dollars in infrastructure contributions to the City of Everett, the region, and the Commonwealth of Massachusetts. The Project is under construction on the contaminated site of a former chemical manufacturing plant totaling approximately 33.9 acres (the “Project Site”).



The Project will be comprised of a luxury hotel with 671 rooms, a gaming area, retail space, food and beverage outlets, event and meeting space, a spa and gym, a parking garage, and other complementary amenities. The Project will also include extensive landscape and open space amenities including a public gathering area with an outdoor park-like open space, a pavilion, waterfront features, a public harborwalk, and water transportation docking facilities reconnecting the City of Everett to the Mystic River and Boston Harbor for the first time in generations.

The Project will also include off-site improvements including extensive transportation improvements and a multiuse path from the Project's harborwalk to the existing paths at the Massachusetts Department of Conservation and Recreation ("DCR") Gateway Park. The Project will be developed in a single phase.

Wynn MA, LLC ("Wynn") received a conditional Category 1 gaming license for Region A (the "Gaming License") in November 2014. Since receiving the conditional Gaming License, Wynn has made significant progress on community outreach, project entitlements, permitting, land acquisition, the design, and construction of the Project.

In August 2015, Wynn selected Charter Contracting Company, LLC, a Massachusetts limited liability company, as its remediation contractor. Remediation of the landside portion of the Project Site commenced in October 2015, and final completion documentation was filed on August 4, 2016.

On July 15, 2015, Wynn filed its Second Supplemental Final Environmental Impact Report ("SSFEIR") to address the remaining three principal areas of study that were outlined in the Certificate of the Secretary of Energy and Environmental Affairs on Wynn's Supplemental Final Environmental Impact Report ("SFEIR") dated April 3, 2015. On August 28, 2015, Wynn received a Certificate of the Secretary of Energy and Environmental Affairs on its SSFEIR (the "Secretary's Certificate") concluding that Wynn's SSFEIR "adequately and properly complies" with the Massachusetts Environmental Policy Act ("MEPA").

In accordance with MEPA, following the receipt of its Secretary's Certificate, Wynn worked with various state agencies to obtain "Section 61 findings," a determination made by an agency of the Commonwealth describing the environmental impact, if any, of the Project and a finding that all feasible measures have been taken to avoid or minimize said impact. Wynn received its Section 61 findings from the following agencies on the dates set forth below:

Massachusetts Water Resources Authority:	January 12, 2016
Massachusetts Port Authority:	January 21, 2016
Massachusetts Department of Transportation & Department of Conservation and Recreation:	April 5, 2016
Massachusetts Gaming Commission:	April 25, 2016

On August 24, 2015, Wynn filed its Chapter 91 License Application for the Project with the Massachusetts Department of Environmental Protection (“MassDEP”) to obtain license authorization for the development of portion of the Project on private filled and flowed tidelands. MassDEP issued the Chapter 91 License on August 3, 2016.

On February 28, 2017, Wynn filed a Notice of Project Change (“NPC”) identifying changes to programming and design refinements for the Project and including a sediment remediation plan for a portion of the Project Site and an adjacent area of the Mystic River.

2.0 Cost of Construction and Capitalization of Gaming Licensee

Pursuant to 205 CMR 135.02(5)(a) and (b), please see Appendix 1 for a sworn certification regarding (a) the total estimated cost of construction of the Project and related infrastructure improvements and (b) the capitalization of the Wynn for the quarter ending June 30, 2017.

3.0 Design and Construction Contracts

Pursuant to 205 CMR 135.02(5)(c), please see Appendix 2 for a list of all design and construction contracts executed for the quarter ending June 30, 2017 to design and construct the gaming establishment and related infrastructure improvements.

4.0 Progress of Construction

Pursuant to 205 CMR 135.02(5) (d), the following is a status report regarding the progress of the construction of the Project.

4.1 Federal Permits.

On May 18, 2017, Wynn filed a Permit Modification Request with the US Army Corps of Engineers to modify the permit previously issued for the Project to include (i) accessibility improvements for the floating dock system, (ii) installation of three piles to protect an outfall, and (iii) remedial activities including the removal of derelict barges, debris removal, and additional dredging and filling in the Mystic River.

4.2 State Permits.

On July 15, 2015, Wynn filed its SSFEIR to address the remaining three principal areas of study that were outlined in the Certificate of the Secretary of Energy and Environmental Affairs on Wynn's SFEIR dated April 3, 2015. On August 28, 2015, Wynn received a Secretary's Certificate concluding that Wynn's SSFEIR "adequately and properly complies" with MEPA.

The Secretary's Certificate confirmed that Wynn's traffic analysis and mitigation plans are effective to mitigate the Project's impacts on existing transportation infrastructure. With respect to broader regional transportation impacts, the Secretary's Certificate required the establishment of a "Regional Working Group" to be led by MassDOT for the purpose of assessing and developing long-term transportation improvements that will support sustainable redevelopment and economic growth in and around Sullivan Square. Wynn committed to participating in this Regional Working Group and providing a proportionate share of funding to support this effort. Wynn has attended all monthly meetings of the Lower Mystic Regional Working Group ("LMRWG").

The Secretary's Certificate also required enhanced public review during permitting and development of Section 61 findings by MassDOT and the Massachusetts Gaming Commission ("MGC"). Following the receipt of the Secretary's Certificate, Wynn had productive meetings with each of the State Agencies with permitting authority over the Project for the purpose of preparing Section 61 findings to be issued by each such State Agency. Wynn received its Section 61 findings from the following agencies on the dates set forth below:

Massachusetts Water Resources Authority:	January 12, 2016
Massachusetts Port Authority:	January 21, 2016
Massachusetts Department of Transportation & Department of Conservation and Recreation:	April 5, 2016
Massachusetts Gaming Commission:	April 25, 2016

On February 28, 2017, Wynn filed an NPC with MEPA. The primary purpose of the NPC was to describe the sediment remediation plans for a portion of the Project Site and an adjacent parcel located in the Mystic River. The NPC also described refinements to the program and interior layout of the building to reflect current market conditions as they have changed since prior MEPA filings. Program changes include a reduction in retail space, a reduction of hotel suites to provide for additional rooms, an increase in food and beverage space, the

addition of a larger luxury ballroom space, and an increase in “back of house” support space. The NPC contained updated square footage for each of the Project components as they were further refined and finalized as part of the design process. Other minor changes that developed over the course of designing and preparing construction documents for the Project were also included in the NPC (e.g., minor adjustments to the elevation of the salt marsh to improve viability, minor changes to the docking and float systems to accommodate Americans with Disabilities Act (“ADA”) and other passenger needs, and a minor reduction in the navigational dredge footprint).

On August 24, 2015, Wynn filed its Chapter 91 License Application for the Project with the MassDEP to obtain license authorization for the development of portion of the Project on private filled and flowed tidelands. Wynn received its “Written Determination” from MassDEP on January 22, 2016. On February 11, 2016, Mayor Joseph A. Curtatone, in his capacity as Mayor of the City of Somerville (“Somerville”), filed a “Notice of Claim” with the Executive Office of Energy and Environmental Affairs, Department of Environmental Protection, requesting an adjudicatory hearing with respect to the Written Determination. On February 18, 2016, the Office of Appeals and Dispute Resolution of MassDEP issued a Scheduling Order pursuant to which a hearing on Somerville’s appeal was set for June 2, 2016. As a direct result of this appeal, Wynn was unable to commence construction activities within those portions of the Project Site that are subject to Chapter 91.

On June 2, 2016, Wynn, Somerville and the DEP participated in the adjudicatory hearing. On July 15, 2016, MassDEP’s Office of Appeals and Dispute Resolution issued a “Recommended Final Decision” affirming Wynn’s Written Determination, and MassDEP issued the Chapter 91 License on August 3, 2016.

On February 22, 2017, Wynn filed a request with MassDEP for a Minor Project Modification, pursuant to CMR 9.22(3), to modify the below-grade footprint of underground parking facility. The requested modifications included (i) decreasing the below-grade parking structure from three (3) levels to one (1) level under the peninsular portion of the building footprint, (ii) a setback of the below-grade parking structure footprint under the main entrance, and (iii) increasing the below-grade parking structure from three (3) levels to four (4) levels under the remaining portion of the main building footprint. None of the foregoing modifications extended the below-grade building footprint, increased the total number of parking spaces, or changed any previously authorized uses. On February 28, 2017, MassDEP determined that the proposed modifications comply with the minor project modification provisions set forth in 310 CMR 9.22(3)(a) and that the submission of a Chapter 91 Waterways License Application was not required for such modifications.

On March 16, 2017, Wynn filed a request with MassDEP for a second Minor Project Modification, pursuant to CMR 9.22(3), to (1) reduce the living shoreline elevation, (2) increase the total number of hotel rooms from 629 to 671, (3) modify the docking facility of the Project to accommodate an improved accessible ramping system, (4) install three fender piles to protect an outfall structure, and (5) in response to market conditions, change the size and location of some first floor uses. On March 29, 2017, the DEP determined that the proposed modifications (1) through (4) above comply with the minor project modification provisions set forth in 310 CMR 9.22(3)(a) and that the proposed modification (5) complies with 310 CMR 9.22(3)(b). Therefore, DEP determined that the submission of a Chapter 91 Waterways License Application was not required for such modifications.

On May 12, 2017, Wynn filed a Chapter 91 License and Water Quality Certification Application with MassDEP for the removal of deteriorated barges and sediment remediation in a portion of the Mystic River located in the Cities of Boston and Everett.

On May 22, 2017, Wynn submitted a request for an amendment to its combined 401 Water Quality Certification with MassDEP to conduct remediation activities at an area of the proposed living shore line where seepage of discolored water was observed. On June 29, 2017, MassDEP approved the amendment.

On June 21, 2017, Wynn filed a combined Phase III Remedial Action Plan and Phase IV Remedy Implementation Plan with MassDEP for the sediment portion of the Project Site. The purpose of the Phase III Remedial Action Plan was to establish remedial objectives, identify and evaluate remedial action technologies, formulate and evaluate remedial action alternatives, and select a remedial action alternative for the sediment portion of the Project Site that will result in a Permanent Solution. The Phase IV Remedy Action Plan addresses the design, construction, and implementation of the "Comprehensive Remedial Action" to be implemented for the sediment portion of the Disposal Site. A public meeting was held on June 29, 2017 in accordance with the PIP process.

4.3 Local Permits.

On May 11, 2015, Wynn submitted its Form 19A Site Plan Review Application to the Everett Planning Board. The City of Everett engaged outside consultants, LDD Collaborative, Inc. and TranSystems, to provide Site Plan Review services for the Project. On July 13, 2015, Wynn presented its Site Plan Review Application at the Everett Planning Board public meeting and advised the Everett Planning Board that it would be modifying its application

to address comments raised by the City of Everett's outside consultants. On August 24, 2015, Wynn presented its modified application to the Everett Planning Board and the Everett Planning Board heard public comments. On September 16, 2015, the Everett Planning Board concluded the public hearing and unanimously approved the application.

The service road Application Site Plan Review and Special Permit was submitted to the City of Everett Planning Board for review in January 2016. On May 5, 2016, the Everett Planning Board issued the Site Plan Approval for the Service Road.

On August 11, 2015, Wynn submitted its Notice of Intent for the Project to the City of Everett Conservation Commission in order to obtain approval under the Massachusetts Wetland Protection Act for work within wetlands resource areas and buffer zones. The Everett Conservation Commission held an initial public meeting on August 20, 2015. On September 17, 2015, the Everett Conservation Commission held another public meeting and voted unanimously to approve Wynn's Notice of Intent. The Everett Conservation Commission issued its Order of Conditions with respect to the Project on September 24, 2015.

Pursuant to 205 CMR 135.02(6), please see [Appendix 3](#) for an updated permits chart and all documents and information listed in 205 CMR 120.01: *Permitting Requirements*.

4.4 Site Remediation.

Prior to the commencement of the remediation, Wynn completed field investigation including nearly 2,000 samples landside and in the river, and significant laboratory analysis of the samples. On April 8, 2015, Wynn received a petition from residents of the City of Everett requesting that the disposal site be designated as a Public Involvement Plan ("PIP") site in accordance with Massachusetts General Laws (MGL) c. 21E §14(a). This law requires that, upon receiving such a petition, a plan for involving the public in decisions regarding response actions must be prepared and a public meeting held to present the proposed plan. The disposal site was designated as a PIP site on April 28, 2015. The PIP process was used to educate the public on the remediation process and provide a forum for addressing any comments. The PIP process will continue through the completion of the construction related remediation activities.

Wynn and GZA GeoEnvironmental, Inc., the Licensed Site Professional (“LSP”) for the Project Site, presented the draft PIP plan at a public meeting on June 2, 2015 at Everett City Hall. In addition, the draft Release Abatement Measure (“RAM”) plan was also presented at the meeting. The comment period for the PIP plan was scheduled to end on June 22, 2015, but was extended by Wynn at the request of the petitioners for an additional 21 days to July 13, 2015. In addition, the comment period for the draft RAM plan was extended an additional 30 days to July 22, 2015.

On August 19, 2015, the Release Abatement Measure (“RAM”) plan for the landside remediation (known as Phase 1) was submitted to the MassDEP and all petitioners were notified accordingly.

Pursuant to the RAM Plan, Wynn held public meetings in Everett and Charlestown on October 15 and 16, 2015, respectively, for the purpose of informing the public regarding the remediation prior to commencement. Remediation of the Project Site began following such meetings. Weekly updates on the remediation were posted on Wynn’s website (www.wynnbostonharbor.com). The perimeter air-monitoring system was operational throughout the remediation and no alarm conditions attributable to the RAM work were recorded.

Phase 1 remediation of the Project Site was completed in the second quarter of 2016. A total of approximately 10,680 tons of contaminated soil was transported off-site for proper disposal during Phase 1. The soil was transported in lined trailers that were cleaned prior to leaving the Project Site. The Draft Phase I RAM Completion Report and Immediate Response Action Report was submitted on August 4, 2016. A public meeting on the Phase I RAM Completion Report was held on September 7, 2016. The public comment period ended September 27, 2016, and no comments were received.

A separate RAM Plan has been prepared to address construction-related RAM activities. Response actions to be conducted under this RAM Plan will include the excavation of contaminated soil, the dredging of contaminated sediment, and the placement of clean fill materials at the properties identified in the RAM Plan. On February 17, 2016, a public meeting on the construction-related RAM Plan was held at the Everett City Hall. The public comment period for the construction-related RAM Plan ended on March 9, 2016. No comments were received. On May 2, 2016 the construction-related RAM Plan and a Final Revised Public Involvement Plan was filed. On August 30, 2016, constructed-related RAM Status Report No. 1 was filed. On October 28, 2016 and November 16, 2016, RAM Modifications were filed with MassDEP to address the detection of asbestos in soil

associated with demolition debris. On February 2, 2017, a RAM Modification was filed with MassDEP to revise perimeter and interior air sampling for airborne fibers.

4.5 Offsite Infrastructure.

As described above, the Secretary's Certificate confirmed that Wynn's traffic analysis and mitigation plans are effective to mitigate the Project's impacts on existing transportation infrastructure. In light of this positive response, an RFP was issued on June 26, 2015 to select a design and permitting team to deliver the offsite roadway and transit station improvements. In November 2015, Wynn entered into an agreement with AECOM USA of America, a Massachusetts corporation ("AECOM"), to provide civil and geotechnical engineering and construction oversight services for off-site infrastructure related to the Project. During first quarter 2016, AECOM completed the applicable Roadway Safety Audits and continued with site surveys and concept design. During the second quarter 2016, site surveys were completed as well as the development of the 25% design plans and functional design reports. On April 26, 2016, Wynn and AECOM staff met with MassDOT, MBTA and DCR transportation officials to discuss the projects and schedule.

On June 14, 2016, the 25% design plans and functional design reports were submitted to the City of Everett and their peer review consultant, Weston & Sampson, at a design briefing meeting. The 25% design plans and functional design reports were submitted for review to MassDOT at a design briefing meeting held on June 24, 2016. MassDOT and the City of Everett both submitted comments in the third quarter 2016. Coordination with the Massachusetts Central Transportation Planning staff continued regarding the progression of the 25% design. Work continued on further developing the design documents to the 75%/100% stage and submittals were made to MassDOT as well as the Cities of Everett, Medford, Boston, and Chelsea for the Route 16 Roadway improvement projects that included Wellington, Sweetser, and Santilli Circles as well as Broadway and the proposed truck route.

On a separate track, Howard/Stein-Hudson Associates, Inc., Wynn's design team for the Sullivan Square improvements, has been working since last year on conceptual designs. During the first quarter of 2017, the MBTA contracted with Urban Idea Lab to conduct a peer review of the current design alternatives and coordination continues with the MBTA on advancing the Sullivan Square station design. Wynn anticipates filing 25% design documents for the roadway and station improvements to the City, MBTA, MassDOT, and Massport in early April 2017. On March 22, 2017, Wynn filed a Notice of Intent ("NOI")

application with the City of Boston Conservation Commission for its proposed improvements to the Sullivan Square Rotary and its approaches.

During the second quarter of 2017, significant progress was made in furthering the design documents to the 100% stage, and incorporating comments from agency reviews into the final construction packages for the roadway work. Wynn intends to issue bids in July and August 2017 for all roadway work. Local permitting required by the City of Boston Public Improvements Commission (“PIC”) and the City of Everett, as well as access permits for MassDOT, DCR, Massport, and MBTA are anticipated to be obtained concurrently with the final design plans.

Subject to Wynn receiving all permits required to complete the work, all offsite improvements are envisioned to be completed and operable prior to the opening of the Project.

In addition to the foregoing mitigation improvements, in accordance with Wynn’s Section 61 findings, Wynn is an active participant in the LMRWG. The LMRWG was convened by MassDOT to assess and develop short and long-range transportation improvements that can support sustainable redevelopment and economic growth for the Lower Mystic River area. MassDOT has engaged the services of staff from the Boston Region Metropolitan Planning Organization – including from the Metropolitan Area Planning Council (“MAPC”) and from the Central Transportation Planning Staff – to provide technical assistance and study support.

The Working Group is chaired by the Secretary of Transportation, and consists of elected officials and staff of the three communities of Boston, Everett and Somerville as well as MAPC. Representatives from the Executive Office of Housing and Economic Development, the Attorney General’s Office of Massachusetts, the Massachusetts Gaming Commission, Congressman Capuano’s office, the Massachusetts Port Authority, and the Wynn Boston Harbor are also participants of the LMRWG.

4.6 Design.

Construction Drawings (dated September 16, 2016) were issued on September 30, 2016. The hotel tower, podium, site, and interiors were reviewed by the City of Everett and a Building Permit was issued on December 15, 2016. Project design is complete with the exception of redesign for the meeting and event space area and food and beverage modifications as outlined in the NPC. Drawings for these areas are expected to be issued in July 2017.

4.7 Construction Services.

On January 8, 2016, Wynn entered into an Agreement for Guaranteed Maximum Price Construction Services with Suffolk Construction Company, Inc. ("Suffolk"). Following the receipt of Wynn's Chapter 91 License, construction activities were commenced on all portions of the Project Site. Wynn finalized Suffolk's Guaranteed Maximum Price on April 28, 2017. Below is a summary of the construction activities through June 30, 2017:

Sitework

- Marine - Landside 90% complete
- Marine - Dredging Scheduled to start Fall 2017
- Site Utilities 90% complete
- Landscaping Purchasing of all plant material is underway

Garage

- Soil Disposal via rail car Complete
- Structure Complete
- Fire Protection, Electric,
Masonry Underway

Podium North/Central Utility Plant

- Facade East and west exterior elevations complete
North elevation underway
- Interior Framing Commenced
- Spray Fireproofing Complete
- MEP Systems Underway
- Roofing System Underway

Podium

- Steel Erection Underway

Tower

- L1 Level Concrete Complete
- L2 Level Concrete 60% complete

Convention Center

- Final Designs To be completed by August 2017
- Rainwater Harvesting
System 60% complete

- Pile Caps, Underground
MEP, Foundation Walls Underway
- Structural Steel To commence August 2017

Dust control measures that are in-place include a water truck dedicated full time to the Project Site when work is occurring on the Project Site and covering dirt stockpiles at night with Gorilla Snot (liquid copolymer soil stabilizer and dust control product).

In February 2017, the wheel wash was reconstructed to accommodate changes to the Project Site. Street sweeping is done daily on Horizon Way, Broadway, Dexter Street, and the adjacent MBTA property.

Soil disposal via rail car was completed in February 2017.

4.8 Service Road.

The service road and utilities drawings were prepared and issued on March 31, 2016. Bids were received in early May to allow early construction of this critical work. On May 25, 2016, J. Derenzo Co. was awarded the Service Road and Utility Relocation contract.

The following work was completed in the second quarter of 2017:

- The private section of the service road barriers, fencing, gates and street lighting were completed between the service road and the adjacent MBTA property;
- The binder layer of asphalt for the service road was placed to widen and improve access to the Project Site for construction material deliveries;
- Milling and paving improvements along the MBTA side of the service road barriers and new MBTA entrance were performed;
- Approximately 700 linear feet of 8" MBTA fire hydrant water loop along the south and west sides of the MBTA Maintenance Facility were replaced in order to remove and relocate old and corroded sections of the piping from beneath the Project Site entrance and service road alignment to the MBTA property. All new fire hydrants were installed along the service road.
- Installed all decorative landscaping along the public section for the service road and 3 Charlton Street.

4.9 Procurement.

Date	Value	% Complete	% Complete to Date	Scope
April 2017	\$31,336,809	2.83%	93.37%	Food Service Equipment, Shower Doors (Podium & Tower), Fire Alarm System
May 2017	\$18,878,738	1.71%	95.08%	Wall and Corner Guards Protection, Interior Glazing, Garage and Restaurants Drywall, Pneumatic Tube System, Spray Insulation, Misc. Metals (Podium and Hotel), Misc. Metals (Garage)
June 2017	\$2,230,821	0.20%	95.28%	Division 10 Specialties, Roof Anchors, Interior Awnings

4.10 Owner Controlled Insurance Program (“OCIP”).

Wynn, in conjunction with Willis Towers Watson initiated an Owner Controlled Insurance Program for the Project. This Worker’s Compensation and General Liability insurance programs were implemented on July 1, 2016 and Builder’s Risk was implemented on August 15, 2016.

4.11 Project Labor Agreement.

Following the engagement of Suffolk, Wynn and Suffolk re-engaged in discussions with local labor leaders and finalized the draft Project Labor Agreement for the Project. The Project Labor Agreement was executed on May 5, 2016.

4.12 Construction Management Plan.

Howard/Stein-Hudson Associates, Inc. prepared a Construction Management Plan (“CMP”) for the purpose of mitigating any adverse impacts to the host and surrounding communities. The CMP was submitted to the City of Everett on April 21, 2016.

5.0 Project Schedule

5.1 Six Month Look Ahead

The 6-month look ahead schedule is attached hereto as [Appendix 4](#).

5.2 *Project Master Schedule*

The development of the Master Schedule has evolved from a high level schedule to a more detailed schedule. This coincides with the contractor's efforts to increase the detail level of their schedule by working with the subcontractors as they are selected for the Project.

6.0 **Project Resources/Diversity**

Pursuant to 205 CMR 135.02(5)(f), please see Appendix 5 for a report describing the number of contracts, total dollars amounts contracted with and actually paid to minority business enterprises, women business enterprises and veteran business enterprises for design and construction of the Project and related infrastructure, and the total number and value of all subcontracts awarded to a minority, women and veteran owned business, and a comparison of these reports with the goals established by Wynn as approved by the MGC .



July 14, 2017

Massachusetts Gaming Commission
101 Federal St., 12th
Boston, MA 02110

Dear Commissioners:

In accordance with 205 CMR 135.02(5)(a), please see below for the total estimated cost of construction of the project and related infrastructure improvements and the costs incurred as of June 30, 2017, calculated pursuant to 205 CMR 122.03: *Costs Included in the Calculation of Capital Investment*, and separately identifying detailed costs for design, land acquisition, site preparation and construction and off-site improvements:

MGC Quarterly Report

Appendix 1

(US\$ thousands)

Component	Cost Incurred 6/30/2017	Estimated Remaining Cost	Total Estimated Cost
Construction / on-site development	\$ 405,418	\$ 1,155,528	\$ 1,560,946
Design and engineering	87,371	44,383	131,754
Site preparation	28,837	43,639	72,476
Off-Site Improvements	3,810	34,622	38,432
Land acquisition	64,531	2,890	67,421
Pre-opening	31,599	73,013	104,612
Owner FF&E	2,775	140,874	143,649
Total	\$ 624,341	\$ 1,494,949	\$ 2,119,290

In addition, in accordance with 205 CMR 135.02(5)(b), I direct you to the financial statements of Wynn Resorts, Limited (NASDAQ: WYNN), the parent of Wynn MA, LLC (the "Licensee"), including Wynn Resorts' Quarterly Report on Form 10-Q for the quarter ended March 31, 2017, filed with the Securities and Exchange Commission (the "SEC") on May 4, 2017, which is available at www.sec.gov. As reflected in these financial statements, Licensee has sufficient financial resources in order to meet all expected financial obligations relating to the completion of the Project and related infrastructure improvements associated with the Project.

I, Craig S. Billings, hereby certify to my knowledge and in my capacity as Chief Financial Officer of Wynn Resorts, Limited, as to the material veracity of the foregoing.

Sincerely,

A handwritten signature in black ink, appearing to be 'C. Billings', written in a cursive style.

Craig S. Billings
Chief Financial Officer and Treasurer

3131 Las Vegas Boulevard South Las Vegas NV 89109 tel (702) 770 7000

Appendix 2

Design and Construction Contracts

As of June 30, 2017

Reference 205 CMR 135.02(5)(c)

Vendor/Contractor	Date	Services	MGC Status
AECOM	11/4/15	Civil and Geotechnical Eng. – Offsite Infrastructure	NGV092
	1/18/16	Design and Construction Phase Services – MBTA Everett Maintenance Facility	NGV092
	05/10/17	Concept Design – Mystic River Pedestrian Bridge	NGV092
AMEC Massachusetts Inc.	08/25/16	Peer Review – Supplemental Phase II Site Assessment	NGV952
Alliance Detective & Security	12/31/15	Site Security	NGV326
Arup USA, Inc.	12/10/14	Fire Protection Consulting	NGV102
Bard, Roa + Athanas Consulting Engineers, Inc.	08/31/16	Commissioning Services	NGV884
Bohler Engineering MA, LLC	06/08/16	Engineering Services – Property Redevelopment - McDonalds	NGV845
Building Enclosure Associates, LLC	08/30/16	Building Enclosure – Commissioning Svcs.	NGV989
Bukhari Design Studio, LLC	7/15/15	Concept and Documentation Services – High Limit Gaming	NGV434
Cashman Dredging & Marine Contracting and Company, LLC	9/2/15	Site Clean-up/Fencing	NGV450
Charter Contracting Company	11/10/15	Site Remediation Services	NGV479
Christopher Gordon		Project Management	NGV226
Cleo Design, LLC	7/15/15	Design Consultant – Staff Dining	NGV500
	7/15/15	Design Consultant – Executive Offices	NGV500
Code Red Consultants LLC	10/04/16	Life & Safety Systems Commissioning	NGV844
Cross Spectrum Acoustics	02/06/17	Acoustical Consultants	NGV844
DHA Design Services LTD	9/24/15	Exterior Lighting Design	NGV522
Design Enterprise	9/17/15	Design Consultant – High Limit Gaming	NGV460
Eslick Design Associates	05/22/15	Design Consultant – Site Signage	NGV383
	7/15/15	Design Consultant – Low-Rise and Garage Signage	NGV383
	7/15/15	Design Consultant – High-Rise Signage	NGV383
First Circle Design, Inc.	10/14/15	Design Consultant – Interior Lighting – Meeting & Convention/Gaming	NGV518
Fenagh Engineering & Testing, LLC	09/08/16	Quality Control and Inspection Services	NGV185
Fort Point Associates, Inc.	12/30/14	Planning and Environmental Consulting	NGV075
	06/28/16	Environmental Consulting – Harbor Walk	
Foundry Interior Design	10/21/15	Design Consultant – Performance Lounge	NGV535
Gilbane Building Company	01/24/14	Preconstruction Consulting Services	NGV035

	04/21/16	Geotechnical and Environmental Services – Harbor Walk	NGV013
Haks Engineers, P.C.	09/08/16	Quality Control and Testing	NGV894
Hirsch Bedner Associates dba HBA/Hirsch Bedner Associates	02/25/15	Design Consultant – High-Rise Interiors	NGV133
	05/22/15	Design Consultant – Public Areas	NGV133
	05/22/15	Design Consultant – F&B	NGV133
	05/22/15	Design Consultant – Public Areas	NGV133
	05/22/15	Design Consultant – Buffet	NGV133
	05/22/15	Design Consultant – Public Restrooms	NGV133
	05/22/15	Design Consultant – Meeting and Convention	NGV133
Howard/Stein-Hudson Associates, Inc.	12/30/14	Traffic Engineering	NGV079
	4/28/15	Traffic Engineering	NGV079
Harry Feldman, Inc., dba Feldman Land Surveyors	02/06/15	Surveying	NGV071
	05/10/17	Surveying – DC Harbor Walk	NGV071
JBA Consulting Engineers	09/30/15	A/V Engineering Services	NGV642
Jacobs Consultants Inc.	12/04/14	Executive Architect	NGV181
John A. Martin & Associates of Nevada, Inc.	07/29/16	Structural Expansion Joint Review	NGV919
John Lyons Systems - Moonlighting	05/09/16	A/V Engineering Services	NGV805
Koncerted LLC	11/11/16	Low Voltage Project Oversight	NGV1070
Lifescapes International, Inc.	02/03/15	Landscape Architect	NGV151
Lighting Design Alliance	10/29/15	Design Consultant – Interior Lighting – Food and Beverage/Public Areas	NGV439
	05/11/16	Design Consultant – Interior Lighting – Meeting and Convention Areas	NGV439
Halifax Security Inc. dba M. Malia & Associates	01/23/15	Security and Surveillance Consulting	NGV123
Medcor, Incorporated	08/31/16	On-site Safety Services Program	NGV851
Michael Hong Architects, Inc.	12/11/14	Architectural Design Services	NGV206
National Grid	04/11/16	Relocation of Utilities – Service Road	Exempt
	06/08/16	Relocation of Gas Main – Main Site	
Oguz Cem Yazici	3/23/16	Construction Consultant – Scheduling	NGV801
Quench USA, Inc.	05/31/17	Water Service	NGV317
RF Networks	11/12/15	Communication Systems Specifications	NGV688
Ryan Biggs Clark Davis Engineers	10/29/15	Structural Peer Review of Jacobs Drawings	NGV508
SJ Lighting Inc.	11/03/16	Theatrical Engineering and Special Effects	NGV1111
Sound Investment Audio	11/03/16	Audio Design	NGV1129
Suffolk Construction Company, Inc.	01/08/16	Construction Management	NGV163
The Vertex Companies, Inc.	06/21/17	Environmental Consulting – DCR Harbor Walk	NGV609
	06/30/17	Environmental Site Assessment – Offsite Infrastructure	NGV609
TRC Environmental Corporation	09/30/15	Construction Consultant - Building Demolition	NGV067

Vanasse & Associates, Inc.	02/06/15	Supplemental Final Environmental Impact Report - Transportation	NGV066
Vermuelens, Inc.	02/03/16	Construction Consultant – Construction Cost Analysis	NGC072
Vicente Wolf Associates	05/22/15	Design Consultant – F&B	NGV283
WES Construction Corporation	11/16/16	MBTA Maintenance Facility Improvements	NGV948

Appendix 3

Permits
As of June 30, 2017

Reference 205 CMR 135.02(6)

Agency Governing Legal Authority (Statute/Regulation/Ordinance)	Permit, Review, or Approval	Date Application Submitted or Estimated Anticipated Application Date	Maximum Agency Decision Time Maximum Effective Period (if provided in applicable statute, regulation or ordinance)
Federal			
Federal Aviation Administration (FAA) 49 U.S.C. Subtitle VII, Aviation Programs, Part A and B; 14 CFR 77, Subpart D; Order JO 7400.2J, Procedures for Handling Airspace Matters, Ch. 7 Determinations	Determination Regarding Air Navigation	<u>Building:</u> Received January 9, 2016 <u>Cranes:</u> Cranes 1 & 2 received August 18, 2016 Cranes 3-8 received August 11, 2016 <u>Podium:</u> Received August 10, 2016	Determination is effective for 18 months and may apply for one 18-month renewal.
U.S. Army Corps of Engineers (ACOE) Section 10 of Federal Rivers and Harbors Act; 33 USC s. 403; 33 CFR Parts 322, 325	Work in Navigable Waters (Section 10) Permit	<u>Project:</u> Received December 12, 2016	No fixed maximum decision time. For individual permits, ACOE will be guided by the target schedule of decision within 60 days of receiving completed application, subject to receipt of any additional information needed for decision and processes required by other state and federal laws (such as CZM Act) to precede decision.
U.S. Army Corps of Engineers (ACOE) Section 404 of Federal Clean Water Act; 33 USC s. 1344; 33 CFR Parts 323, 325	Clean Water Act (Section 404) Individual Permit	<u>Project:</u> Received December 12, 2016	Individual permits for a permanent structure or activity typically do not expire, but may specify when the work must start - usually within 1 year of issuance.
U.S. Army Corps of Engineers (ACOE) Massachusetts General Permit issued January 10, 21 2010, modified November 13, 2012; pursuant to 33 CFR Part 330	Massachusetts General Permit (GP) 17	<u>Sediment Remediation:</u> Submitted May 2017	Massachusetts General Permit ("GP") includes 41 general conditions for all activities and identifies 23 differentiated GPs based on activity. GP 17 applies to activities that affect the containment, stabilization, or removal of hazardous materials, or toxic waste materials, including court-

			ordered remedial action plans or related settlements, which are performed, ordered, or sponsored by a government agency with established legal or regulatory authority. Under GP 17, work in navigable waters with permanent impacts that meet or exceed the PCN limits on page 4 of the GP of less than or equal to ½ acres, is eligible for review under a PCN.
U.S. Environmental Protection Agency (EPA) Federal Clean Water Act Section 402(p); 33 USC s. 1342(p); 40 CFR 122.26; NPDES Construction General Permit, Effective February 16, 2012	National Pollutant Discharge Elimination System (NPDES) Construction General Permit (CGP) NOI (for stormwater management)	On-site: April 6, 2016 On-site under 2017 CGP: May 23, 2017	Decision time for CGP and RGP: effective 14 days after NOI submittal to and acknowledged by EPA. When the CGP expires on February 16, 2017, those activities covered by the CGP will likely have to file a NOI under the new CGP.
U.S. Environmental Protection Agency (EPA) Federal Clean Water Act Section 402(a), 33 USC s. 1342(a); 40 CFR 122.28; 314 CMR 4.00; NPDES Remediation General Permit, NPDES Permit No. MAG910000, Effective September 10, 2010	NPDES Remediation General Permit (RGP) (for construction dewatering)	NOI Submitted May 25, 2016, 10 day waiting period ended June 9, 2016 NOI under 2017 RGP: Anticipated submittal July 2017	When the RGP expired on September 10, 2015, those activities covered by the RGP will likely have to file a NOI under the new RGP. The new RGP is not yet in place.

State			
Executive Office of Energy and Environmental Affairs Massachusetts Environmental Policy Act; MGL c. 30 ss. 61-62I; 301 CMR 11.00	Massachusetts Environmental Policy Act (MEPA) Review	<u>Project:</u> Certificate on EENF received 11/26/13 Certificate on DEIR received 2/21/14 Certificate on FEIR received 8/15/14 Certificate on SFEIR Received 4/03/15 Certificate on SSFEIR Received 8/28/15 <u>Sediment Remediation:</u> Notice of Project Change filed 2/28/17, Certificate received 4/7/17	Secretary determines whether a Draft EIR, or Final EIR, as applicable, is adequate within 37 days of notice of availability of the EIR in the Environmental Monitor. A project that has not commenced either construction, or other project development activities (including final design, property acquisition, or marketing), within five years of notice of availability of Final EIR must file a Notice of Project Change. Secretary determines whether a subsequent filing is required.

			MEPA review is complete if no further filings are required.
Executive Office of Energy and Environmental Affairs MGL c. 21A ss. 2 and 4A; 301 CMR 23.00	Municipal Harbor Plan	Submitted on 10/16/13 Approved on 2/10/14	After publication of proposed Plan in Environmental Monitor and 30 day public comment period, Secretary has 60 days to consult with municipality proposing the Plan and other applicable agencies/entities, and 21 days thereafter to issue a written decision on the MHP.
Massachusetts Department of Environmental Protection (MassDEP) MGL c. 91 ss. 12-14; 310 CMR 9.00	Chapter 91 Waterways Determination of Applicability	Determination of Applicability re Chapter 91 jurisdictional boundaries received on July 29, 2013	
Massachusetts Department of Environmental Protection (MassDEP) MGL c. 91 ss. 12-14; 310 CMR 9.00	Chapter 91 Waterways License	<u>Project</u> : Submitted August 19, 2015 License received August 3, 2016 Minor Project Modification (MPM) #1 received February 28, 2017 MPM #2 received March 29, 2017 <u>Sediment Remediation</u> : Submitted May 2017	Licenses are issued for a fixed term; the standard term is 30 years but a license may be issued for an extended term (maximum of 99 years) if certain additional requirements are met.
MassDEP MGL c. 21 s. 43; 310 CMR 7.12	Compliance Certification for Stationary Engine	TBD	Required for CHP and generator
MassDEP MGL c. 111 ss. 142A-142E; 310 CMR 7.09	Notification of Construction and Demolition	TBD	Effective 10 working days after filing of notification.
MassDEP Section 401 of Federal Clean Water Act, 33 USC s. 1341; Massachusetts Clean Waters Act, MGL c. 21 ss. 26 et seq.; 314 CMR 9.00 (which cites to 310 CMR 4.00)	Water Quality Certification (401)	<u>Project</u> : Submitted September 8, 2015 Approval received January 22, 2016 Amendment #1 received February 2017 Amendment #2 received June 2017	Standard MassDEP technical review period is 120 days (24 days for determination of administrative completeness and 96 days for technical review). No fixed maximum decision time.

		<u>Sediment Remediation:</u> Submitted May 2017	
MassDEP MGL c. 131 s. 40; 310 CMR 10.00	Wetlands Superseding Order of Conditions	Only in event of appeal of Order of Conditions issued by Everett Conservation Commission	Per 310 CMR 10.05 (7)(f) Issued within 70 days of request for superseding action (unless MassDEP requests additional information).
MassDEP Bureau of Waste Site Cleanup/Massachusetts Contingency Plan (MCP) MGL c. 21E; 310 CMR 40.000	(Submittals by Licensed Site Professional on behalf of Site Owner - do not need DEP approval)	<u>Landside Remediation:</u> Draft RAM Plan provided to DEP in May 2015; PIP process underway <u>Sediment Remediation:</u> Phase II submitted December 2015 Revised Phase II submitted December 30, 2016 Phase III/IV submitted June 2017	Agency decision time frame N/A under MCP privatized program.
Massachusetts Water Resources Authority (MWRA) Chapter 372 of the Acts of 1984, s. 8(m); 360 CMR 10.000	Section 8(m) Permit (to cross or construct within an MWRA easement)	<u>Project:</u> Submittal anticipated May/June 2017	
Massachusetts Office of Coastal Zone Coastal Zone Management (CZM) 301 CMR 20.00, M.G.L. c. 21A, §§2 and 4A Coastal Zone Management Act of 1972, 16 U.S.C. 1451 et seq., 15 CFR §§ 923 and 930	Federal Consistency Certification	<u>Project:</u> Received August 12, 2016	
Massachusetts Historical Commission (MHC) MGL c. 9 ss. 26 et seq.; 950 CMR 71.00	Review of project relative to potential effects on State Register historic/ archaeological resources.	Review Completed	Within 30 days of receipt of a completed Project Notification Form or ENF, the MHC will determine whether further information is needed and/or consultation is needed because the project may affect State Register properties. Beyond initial period, no other maximum decision times apply.
Board of Underwater Archaeological Resources (BUAR) M.G.L. c. 6, ss. 179 and 180; 312 CMR 2.00	Review of waterside activities	<u>Project:</u> Review Completed <u>Sediment Remediation:</u> Review Completed under NPC	
Massachusetts Department of	Non-Vehicular Access Permit	TBD	MassDOT completes

Transportation (MassDOT) MGL c. 81 s. 21, 720 CMR 13.00	- Off-site roadway improvements		technical reviews of the Access Permit application in 75 business days (35 business days following receipt of the 25% design submission, 20 business days following receipt of the 75%/100% design submission, and 20 business days following receipt of the PS&E submission.) Following technical review and approval, Section 61 Finding, and completion of MHC review and Mass. Wetlands Protection Act permitting, the MassDOT permit is issued 5 to 7 business days following final design approval.
Massachusetts Department of Transportation (MassDOT) MGL c. 40 s. 54A	Consent to issuance of building permit for construction on land formerly used by railroad company	<u>Project</u> : Approval issued May 2, 2016	
Massachusetts Department of Transportation (MassDOT) MGL c. 161A s. 5(b)	MBTA Land Disposition and Easement Agreements	Issued November 2016	

Local			
City of Boston (Off-site Roadway) Public Improvement Commission (PIC) Boston Transportation Department (BTD) Revised Ordinances of City of Boston of 1961, Ch.21, Sect. 36	Approvals	Filed January 30, 2015	
Everett Planning Board M.G.L. 40A, as amended, and Everett Zoning Ordinance, Section 28A, Resort Casino Overly District (RCOD) in Lower Broadway Economic Development District (LBEDD)	Site Plan Review	<u>Project</u> : Approval Received October 14, 2015 <u>Access Road</u> : Approval Received May 5, 2016	Site Plan Review decisions shall be issued within 180 calendar days after filing of a completed application. Everett Zoning Ordinance, Sec. 28A(10)(B)(iii). Everett has accepted expedited permitting processes for Priority Development Sites pursuant to MGL c. 43D. All lots located in the LBEDD and RCOD are Priority Development Sites, Everett Zoning Ordinance Section

			28A(10)(B).
Everett Conservation Commission Everett City Charter, c. 2, Article III, Division 7, Section 2-252 M.G.L. c. 131 §40; 310 CMR 10.00	Wetlands Order of Conditions	<u>Project:</u> Order of Conditions issued September 24, 2015 <u>Landside Remediation:</u> Order of Conditions Issued 2015 <u>Sediment Remediation:</u> Received June 2017	Decision time (about 42 days plus duration of public hearing which may consist of more than one ConComm meeting): - A public hearing must be held within 21 days of receiving NOI. - Orders of Conditions issued within 21 days of the close of the public hearing. Orders of Conditions are valid for 3 years unless extended.
Everett Fire Department Rev. Ordinance 1976, Pt.2, Ch.7, §33 Everett City Charter, Chapter 8, Article I, §2-252 M.G.L. c. 148 §10A	Review of Plans Fire Suppression System Installation Fuel Storage Permit LP Gas Storage Permit Underground Storage Tank Removal Permit (Commercial)	TBD	
Everett Health Department M.G.L. c. 140	Food Establishment Permit Application	TBD	Permits are annual, and expire May 31st of each year.
Everett Licensing Commission Victualler License: M.G.L. c. 140	Alcohol License Common Victualler License	TBD	
Everett Public Works Sewer: M.G.L., c. 83; Everett City Charter, Chapter 15 Water: Everett City Charter, Chapter 20	Sewer Connection Permit Water Connection Permit	TBD TBD	
Everett Building Department State Building Code, 780 CMR 105.3.1	Building Permit <ul style="list-style-type: none"> • Plumbing • Gas • Electrical • Wire • Trench • Mechanical • Foundation 	Foundation Permit May 2, 2016 Building Permit December 15, 2016	30 days from submission of completed application. Specific permits (plumbing, gas, etc.) to be requested and issued at various times during construction period within 30 days following application
Boston Conservation Commission M.G.L. c. 131 §40; 310 CMR 10.00	Wetlands Order of Conditions	<u>Sediment Remediation:</u> Issued June 2017	

Activity ID	Activity Name	Original Duration	Start	Finish	Predecessors	2017					
						Jul	Aug	Sep	Oct	Nov	Dec
Wynn Boston Harbor											
Main Project											
Environmental Permits											
USACE Modification											
A7440	RD Technical Review	93d	19-May-17 A	29-Sep-17	A3430	RD Technical Review					
A7450	RD Decision / Permit	0d		29-Sep-17	A7440, A3880	RD Decision / Permit					
Chapter 91 / WQC - Remedial Dredging (requires WQ)											
A4470	WQC Public Comment	15d	21-Jun-17 A	12-Jul-17		WQC Public Comment					
A3860	Chapter 91 Technical Review	20d	21-Jun-17 A	21-Jul-17	A3850, A3330	Chapter 91 Technical Review					
A3880	RD 91 Chapter 91 License Issued	0d		01-Sep-17	A3860, A8230, A834	RD 91 Chapter 91 License Issued					
A3875	RD 91 Appeal Period	21d	05-Sep-17	03-Oct-17	A3880, A3860	RD 91 Appeal Period					
Everett Con. Comm. - Order of Conditions - Remedial Dredging											
A8220	E - RD Decision / Permit	0d		03-Jul-17	A11000, A8200	E - RD Decision / Permit					
A8230	E - RD End of Appeal Period	10d	03-Jul-17	17-Jul-17	A8220	E - RD End of Appeal Period					
Boston Con. Comm. - Order of Conditions - Remedial Dredging											
A8330	B - RD Decision / Permit	0d		03-Jul-17	A8320, A8220	B - RD Decision / Permit					
A8340	B - RD End of Appeal Period	10d	03-Jul-17	17-Jul-17	A8330	B - RD End of Appeal Period					
MCP - Massachusetts Contingency Plan											
A4130	Public Comment Period (20 calendar days)	15d	21-Jun-17 A	11-Jul-17	A4120	Public Comment Period (20 calendar days)					
Remediation											
Dredging											
A8355	Time of Year Restriction 2017 (No Work)	159d	15-Feb-17 A	29-Sep-17		Time of Year Restriction 2017 (No Work)					
Construction - Main Project											
Summary Schedule (SCCI)											
Garage											
SUMM-360	Interior Fit-up Summary - Garage	268d	12-Jun-17 A	16-May-18	M1020, A3100, A266	Interior Fit-up Summary - Garage					
Central Utility Plant											
SUMM-400	Facade Summary - CUP	42d	15-May-17 A	11-Aug-17	SUMM-165	Facade Summary - CUP					
SUMM-140	Interior Fit-Up Summary - CUP	353d	22-May-17 A	17-Oct-18	SUMM-165	Interior Fit-Up Summary - CUP					
Convention Area											
SUMM-250	Foundation Summary - Convention Center	123d	13-Aug-16 A	12-Aug-17	SUMM-155	Foundation Summary - Convention Center					
SUMM-180	Structural Steel Summary - Convention Center	74d	14-Aug-17	09-Nov-17	SUMM-250	Structural Steel Summary					
Hotel Tower											
SUMM-340	Superstructure Summary - Hotel Tower	150d	03-Jul-17	30-Dec-17	SUMM-230	Superstructure Summary - Hotel Tower					
SUMM-440	Facade Summary - Hotel Tower	143d	19-Aug-17	09-Feb-18	SUMM-340	Facade Summary - Hotel Tower					
SUMM-150	Interior Fit-Up Summary - Hotel Tower	324d	07-Sep-17	24-Dec-18	SUMM-440	Interior Fit-Up Summary - Hotel Tower					
Podium											
		211d	22-May-17 A	23-Mar-18		Podium					

- █ Remaining Level of Effort
- █ Actual Work
- █ Remaining Work
- █ Critical Remaining Work
- ◆ Milestone



Activity ID	Activity Name	Original Duration	Start	Finish	Predecessors	2017					
						Jul	Aug	Sep	Oct	Nov	Dec
SUMM-310	Structural Steel Summary - Podium	115d	22-May-17 A	06-Oct-17	SUMM-230	Structural Steel Summary - Podium					
SUMM-450	Concrete Slab on Deck Summary - Podium	82d	15-Jul-17	20-Oct-17	SUMM-310	Concrete Slab on Deck Summary - Podium					
SUMM-430	Facade Summary - Podium	152d	14-Aug-17	23-Mar-18	SUMM-450	Facade Summary - Podium					
Tenant Retail			195d	01-Feb-17 A	30-Nov-17	Tenant Retail					
A7580	Negotiate Lease Terms	21d	01-Feb-17 A	24-Jul-17	A7570	Negotiate Lease Terms					
A7590	Tenant Design Concept	30d	01-Feb-17 A	14-Aug-17	A7580	Tenant Design Concept					
A7600	Tenant Present / Wynn Approve Design Concept	15d	15-Aug-17	05-Sep-17	A7590	Tenant Present / Wynn Approve Design Concept					
A7610	Tenant Design	60d	06-Sep-17	30-Nov-17	A7600	Tenant Design					
Service Road and Utilities Projects			150d	15-May-17 A	10-Jan-18	Service Road and Utilities Projects					
National Grid Gas Line Extension on Broadway			85d	03-Jul-17	31-Oct-17	National Grid Gas Line Extension on Broadway					
A2380	National Grid Complete Gas Line Design Documents	20d	03-Jul-17	31-Jul-17	A2360	National Grid Complete Gas Line Design Documents					
A2970	National Grid Complete Gas Line Upgrades	40d	06-Sep-17	31-Oct-17	A5172, A2380	National Grid Complete Gas Line Upgrades					
115Kv High Tension Tower Relocation			150d	15-May-17 A	10-Jan-18	115Kv High Tension Tower Relocation					
A2340	National Grid Complete Construction/Relocation of High Tension Tower	150d	15-May-17 A	10-Jan-18	A2350	National Grid Complete Construction/Relocation of High Tension Tower					
Bridge Study			150d	15-May-17 A	01-Dec-17	Bridge Study					
DCR Harbor Walk Connector			432d	23-May-16 A	06-Feb-18	DCR Harbor Walk Connector					
Design			151d	03-Jul-17	06-Feb-18	Design					
A4090	75% CDs	31d	03-Jul-17	15-Aug-17	A3870, A4098	75% CDs					
A4100	100% CDs	120d	16-Aug-17	06-Feb-18	A4090	100% CDs					
Everett Con. Comm. - Wetlands Notice of Intent (DCR Harbor Walk Con			357d	23-May-16 A	18-Oct-17	Everett Con. Comm. - Wetlands Notice of Intent (DCR Harbor Walk Con					
A2470	Execution of Easement Agreement with DDRC	30d	23-May-16 A	17-Oct-17	A3470, A5172, A387	Execution of Easement Agreement with DDRC					
A1600	Prepare Notice of Intent	8d	03-Jul-17*	13-Jul-17	A2470, A3870	Prepare Notice of Intent					
A1610	Internal Review of Draft	2d	14-Jul-17	17-Jul-17	A1600	Internal Review of Draft					
A1730	Final Draft	5d	18-Jul-17	24-Jul-17	A1610	Final Draft					
A1740	Internal Review of Final Draft	2d	25-Jul-17	26-Jul-17	A1730	Internal Review of Final Draft					
A1750	Final Draft to DEP	1d	27-Jul-17	27-Jul-17	A1740	Final Draft to DEP					
A1760	Final Draft DEP Comments	10d	28-Jul-17	10-Aug-17	A1750	Final Draft DEP Comments					
A1770	File Notice of Intent	5d	11-Aug-17	17-Aug-17	A1760	File Notice of Intent					
A1780	Review and Public Hearing (mtgs on 9/15 and 10/20)	43d	18-Aug-17	18-Oct-17	A1760, A1770	Review and Public Hearing (mtgs on 9/15 and 10/20)					
MADEP Chapter 91 DCR Harbor Walk Connector			73d	03-Jul-17	13-Oct-17	MADEP Chapter 91 DCR Harbor Walk Connector					
A11940	Prepare Draft Chapter 91 application	13d	03-Jul-17	20-Jul-17	A1600	Prepare Draft Chapter 91 application					
A11950	Internal Review of Draft	2d	21-Jul-17	24-Jul-17	A11940	Internal Review of Draft					
A11960	Final Draft	5d	25-Jul-17	31-Jul-17	A11950	Final Draft					
A11970	Internal Review of Final Draft	2d	01-Aug-17	02-Aug-17	A11960	Internal Review of Final Draft					
A11980	Final Draft to DEP	1d	03-Aug-17	03-Aug-17	A11970	Final Draft to DEP					
A11990	Final Draft DEP Comments	10d	04-Aug-17	17-Aug-17	A11980	Final Draft DEP Comments					
A3710	Chapter 91 Filing	5d	18-Aug-17	24-Aug-17	A11990	Chapter 91 Filing					
A3720	Notice in Environmental Monitor	35d	25-Aug-17	13-Oct-17	A3710	Notice in Environmental Monitor					

- █ Remaining Level of Effort
- █ Actual Work
- █ Remaining Work
- █ Critical Remaining Work
- ◆ Milestone

Wynn Boston Harbor
Six Month Lookahead Schedule (7/1/2017 - 12/31/2017)
14-Jul-17



Activity ID	Activity Name	Original Duration	Start	Finish	Predecessors	2017					
						Jul	Aug	Sep	Oct	Nov	Dec
Everett Planning Board - Site Plan Review - DCR Harbor Walk Connect						▼ Everett Planning Board - Site Plan Review					
A11860	Prepare Draft Application	38d	03-Jul-17	24-Aug-17	A11940	Prepare Draft Application					
A11870	Internal Review of Draft Application	4d	25-Aug-17	30-Aug-17	A11860	Internal Review of Draft Application					
A11880	Review Draft Application with City	4d	25-Aug-17	30-Aug-17	A11870	Review Draft Application with City					
A11890	Prepare Final Application	5d	31-Aug-17	07-Sep-17	A11880	Prepare Final Application					
A11900	Internal Review of Final Application	5d	08-Sep-17	14-Sep-17	A11890	Internal Review of Final Application					
A11910	File Application	5d	15-Sep-17	21-Sep-17	A11900	File Application					
A11920	PB Meeting/Public Hearing (mtgs on 10/10 and 10/24)	21d	22-Sep-17	20-Oct-17	A11910	PB Meeting/Public Hearing (mtgs on 10/10					
Off-Site Transportation Improvements											
Milestone											
Package #1 (Lower Broadway and Truck Route)						▼ Package #1 (Lower Broadway and Truck Route)					
AMS.800.1190	Bid Process	22d	30-Jun-17 A	25-Jul-17	ALB.903.1020, ALB.903.1030	Bid Process					
AMS.800.1130	CP#1 Construction NTP	0d	26-Jul-17		ALB.903.1020	◆ CP#1 Construction NTP					
Package #2 (Santilli, Sweetser, Wellington, Bell and C/M Signals)						▼ Package #2 (Santilli, Sweetser, Wellington, Bell and C/M Signals)					
AMS.800.1110	CP#2 Submit Bid Documents	0d	17-Jul-17		ACM.802.1210, ABC.802.1210	◆ CP#2 Submit Bid Documents					
AMS.800.1200	Bid Process	15d	18-Jul-17	07-Aug-17	ALB.903.1030, ALB.903.1040	Bid Process					
AMS.800.1150	CP#2 Construction NTP	0d	10-Aug-17		ALB.903.1030	◆ CP#2 Construction NTP					
AMS.800.1160	CP#2 Construction (Santilli Circle)	317d	22-Sep-17	24-Dec-18	ALB.900.1040						
AMS.800.1220	CP#2 Construction (Sweetser Circle)	317d	22-Sep-17	24-Dec-18	ALB.900.1040						
AMS.800.1230	CP#2 Construction (Wellington Circle)	317d	22-Sep-17	24-Dec-18	ALB.900.1040						
AMS.800.1240	CP#2 Construction (Bell Circle)	317d	22-Sep-17	24-Dec-18	ALB.900.1040						
AMS.800.1250	CP#2 Construction (Chelsea/Medford Signals)	317d	22-Sep-17	24-Dec-18	ALB.900.1040						
Package #3 (Wellington and Malden Stations)						▼ Package #3 (Wellington and Malden Stations)					
AMS.800.1120	CP#3 Submit Bid Documents	0d	31-Jul-17		AWM.802.1270	◆ CP#3 Submit Bid Documents					
AMS.800.1210	Bid Process	15d	01-Aug-17	21-Aug-17	AWM.903.1030, AWI.903.1030	Bid Process					
AMS.800.1170	CP#3 Construction NTP	0d	28-Aug-17		AWM.903.1030	◆ CP#3 Construction NTP					
Package #4 (Sullivan Square)						▼ Package #4 (Sullivan Square)					
AMS.800.1270	CP#4 Submit Bid Documents	0d	19-Jul-17		A7380, A7490	◆ CP#4 Submit Bid Documents					
AMS.800.1280	Bid Process	15d	20-Jul-17	09-Aug-17	A7390	Bid Process					
AMS.800.1290	CP#4 Construction NTP	0d	15-Sep-17		A7410	◆ CP#4 Construction NTP					
AMS.800.1300	CP#4 Construction (Sullivan Square)	300d	25-Sep-17	30-Nov-18	A7420						
Construction Package #1 - Lower Broadway & Truck Route						▼ Construction Package #1 - Lower Broadway & Truck Route					
Construction Package #2 - Route 16											
Construction Package #3 - MBTA Wellington & Malden Station						▼ Construction Package #3 - MBTA Wellington & Malden Station					
Construction Package #4 - Sullivan Square Charlestown											
Woods Memorial Bridge (by DOT)											
Summary											

- █ Remaining Level of Effort
- █ Actual Work
- █ Remaining Work
- █ Critical Remaining Work
- ◆ Milestone



Appendix 5

**Project Construction Workforce:
Women, Minority, Veteran Participation**
As of June 30, 2017

Reference 205 CMR 135.02(5)(e)

As of June 30, 2017, 718,290 person-hours of work was completed on the Project Site by 1,967 individuals, with 468 minorities, 123 females, and 96 veterans, performing work on site.

	# of Workers	Participation to Date (% of workforce hours)	Goal (% of workforce hours)
Minority	468	26.1%	15.3%
Female	123	7.1%	6.9%
Veteran	96	6.9%	3.0%

LOCAL TRADE UNION	PROJECT TO DATE										
	Total Hours	Total # Workers	MINORITY - Goal: 15.3%			FEMALE - Goal: 6.9%			VETERAN - Goal: 3.0%		
			# Workers	Hours	%	# Workers	Hours	%	# Workers	Hours	%
Asbestos Workers Local 6	0.0	0	0	0.0	0.0%	0	0.0	0.0%	0	0.0	0.0%
Boilermakers Local 29	64.0	2	0	0.0	0.0%	0	0.0	0.0%	0	0.0	0.0%
Bricklayers Local 3 Eastern Mass.	2,729.0	26	4	336.0	12.3%	1	107.5	3.9%	0	0.0	0.0%
Carpenters Local 107	1,980.0	2	0	0.0	0.0%	0	0.0	0.0%	0	0.0	0.0%
Carpenters Local 108	1,650.5	3	3	1,650.5	100.0%	0	0.0	0.0%	0	0.0	0.0%
Carpenters Local 111	2,266.5	5	3	1,726.5	76.2%	0	0.0	0.0%	0	0.0	0.0%
Carpenters Local 1305	2,070.0	8	2	971.0	46.9%	0	0.0	0.0%	0	0.0	0.0%
Carpenters Local 218	44,876.0	85	26	13,196.0	29.4%	9	5,142.0	11.5%	6	3,467.5	7.7%
Carpenters Local 26	1,327.0	3	1	324.0	24.4%	0	0.0	0.0%	0	0.0	0.0%
Carpenters Local 275	3,311.5	4	0	0.0	0.0%	0	0.0	0.0%	0	0.0	0.0%
Carpenters Local 33	27,643.5	45	8	6,231.0	22.5%	2	1,284.5	4.6%	3	3,196.5	11.6%
Carpenters Local 40	2,961.0	3	0	0.0	0.0%	0	0.0	0.0%	0	0.0	0.0%
Carpenters Local 424	726.5	2	0	0.0	0.0%	0	0.0	0.0%	1	318.5	43.8%
Carpenters Local 475	2,176.0	4	1	160.0	7.4%	0	0.0	0.0%	0	0.0	0.0%
Carpenters Local 535	281.5	3	0	0.0	0.0%	0	0.0	0.0%	0	0.0	0.0%
Carpenters Local 624	6,505.0	27	5	2,187.0	33.6%	2	392.0	6.0%	2	390.0	6.0%
Carpenters Local 67	8,941.0	12	5	3,805.5	42.6%	0	0.0	0.0%	1	293.0	3.3%
Carpenters Local 94	40.0	1	0	0.0	0.0%	0	0.0	0.0%	0	0.0	0.0%
Electricians Local 103 I.B.E.W.	36,268.0	171	33	7,690.5	21.2%	7	2,553.5	7.0%	5	1,518.0	4.2%
Electricians Local 104 I.B.E.W.	1,041.5	18	1	116.0	11.1%	1	112.0	10.8%	0	0.0	0.0%
Elevator Constructors Local 4	2,483.0	24	3	610.3	24.6%	1	30.0	1.2%	1	569.5	22.9%
Floorcoverers Local 2168	0.0	0	0	0.0	0.0%	0	0.0	0.0%	0	0.0	0.0%
Iron Workers Local 7	103,919.8	341	89	29,831.0	28.7%	23	6,168.5	5.9%	18	9,062.0	8.7%
Laborers Local 133	1,248.0	5	2	72.5	5.8%	0	0.0	0.0%	0	0.0	0.0%
Laborers Local 138	1,245.5	8	2	1,032.0	82.9%	0	0.0	0.0%	0	0.0	0.0%
Laborers Local 14	0.0	0	0	0.0	0.0%	0	0.0	0.0%	0	0.0	0.0%
Laborers Local 1421 (Wreckers)	7,628.5	33	32	7,581.5	99.4%	4	1,412.0	18.5%	1	164.0	2.1%
Laborers Local 146	0.0	0	0	0.0	0.0%	0	0.0	0.0%	0	0.0	0.0%
Laborers Local 151	15,407.0	29	5	5,563.5	36.1%	2	2,324.0	15.1%	0	0.0	0.0%
Laborers Local 175	9,057.0	24	9	5,777.5	63.8%	0	0.0	0.0%	1	835.0	9.2%
Laborers Local 22	135,017.4	296	88	44,357.5	32.9%	40	18,308.0	13.6%	9	4,150.0	3.1%
Laborers Local 223	14,566.0	30	10	4,589.0	31.5%	0	0.0	0.0%	0	0.0	0.0%
Laborers Local 230	0.0	0	0	0.0	0.0%	0	0.0	0.0%	0	0.0	0.0%
Laborers Local 243	3,147.0	5	0	0.0	0.0%	0	0.0	0.0%	0	0.0	0.0%
Laborers Local 271	3,057.5	10	4	1,597.0	52.2%	0	0.0	0.0%	0	0.0	0.0%
Laborers Local 385	3,097.5	11	4	773.5	25.0%	0	0.0	0.0%	0	0.0	0.0%
Laborers Local 39	10.0	1	0	0.0	0.0%	0	0.0	0.0%	0	0.0	0.0%
Laborers Local 401	3,374.5	14	1	229.0	6.8%	1	112.0	3.3%	2	1,021.5	30.3%
Laborers Local 401E	136.0	2	0	0.0	0.0%	0	0.0	0.0%	1	32.0	23.5%
Laborers Local 429	2,406.5	2	0	0.0	0.0%	0	0.0	0.0%	0	0.0	0.0%
Laborers Local 455	0.0	0	0	0.0	0.0%	0	0.0	0.0%	0	0.0	0.0%
Laborers Local 473	162.5	1	0	0.0	0.0%	0	0.0	0.0%	0	0.0	0.0%
Laborers Local 547	0.0	0	0	0.0	0.0%	0	0.0	0.0%	0	0.0	0.0%
Laborers Local 560	4,343.0	12	4	2,003.5	46.1%	0	0.0	0.0%	0	0.0	0.0%
Laborers Local 596	0.0	0	0	0.0	0.0%	0	0.0	0.0%	0	0.0	0.0%
Laborers Local 609	9,694.0	26	6	4,060.5	41.9%	0	0.0	0.0%	2	458.0	4.7%
Laborers Local 610	4,331.0	11	3	91.0	2.1%	0	0.0	0.0%	0	0.0	0.0%
Laborers Local 611	0.0	0	0	0.0	0.0%	0	0.0	0.0%	0	0.0	0.0%
Laborers Local 665	0.0	0	0	0.0	0.0%	0	0.0	0.0%	0	0.0	0.0%
Laborers Local 675	0.0	0	0	0.0	0.0%	0	0.0	0.0%	0	0.0	0.0%
Laborers Local 721	2,794.5	6	2	67.5	2.4%	0	0.0	0.0%	0	0.0	0.0%
Laborers Local 876	2,156.0	10	2	2,017.0	93.6%	0	0.0	0.0%	0	0.0	0.0%
Laborers Local 88 (Tunnel)	16,918.5	38	5	1,864.0	11.0%	1	44.0	0.3%	1	641.5	3.8%
Laborers Local 999	0.0	0	0	0.0	0.0%	0	0.0	0.0%	0	0.0	0.0%
Operating Engineers Local 4	164,198.5	286	44	26,072.0	15.9%	12	9,647.5	5.9%	22	16,978.0	10.3%
Painters & Allied Trades D.C. #35	427.0	13	3	45.0	10.5%	0	0.0	0.0%	0	0.0	0.0%
Piledrivers Local 56	34,829.0	95	13	4,585.0	13.2%	8	1,775.0	5.1%	9	4,633.5	13.3%
Pipe Fitters Local 537	1,785.0	14	3	325.0	18.2%	0	0.0	0.0%	0	0.0	0.0%
Plasterers & Cement Masons	11,648.0	88	10	1,091.5	9.4%	1	72.0	0.6%	2	118.5	1.0%
Plumbers & Gasfitters Local 12	8,177.0	53	21	3,894.0	47.6%	5	843.0	10.3%	6	1,118.0	13.7%
Roofers & Slaters Local 33	1,303.5	26	8	484.0	37.1%	2	152.0	11.7%	0	0.0	0.0%
Sheet Metal Workers Local 17	1,993.5	17	2	418.0	21.0%	1	185.0	9.3%	0	0.0	0.0%
Shop and Mill Cabinet Local 51	0.0	0	0	0.0	0.0%	0	0.0	0.0%	0	0.0	0.0%
Sprinkler Fitters Local 550	845.5	9	1	161.0	19.0%	0	0.0	0.0%	2	269.0	31.8%
Teamsters Local 25	16.0	2	0	0.0	0.0%	0	0.0	0.0%	1	8.0	50.0%
Union Number	0.0	0	0	0.0	0.0%	0	0.0	0.0%	0	0.0	0.0%
Woodframe Local 723	8.0	1	0	0.0	0.0%	0	0.0	0.0%	0	0.0	0.0%
Total	718,290.2	1,967	468	187,587.3	26.1%	123	50,664.5	7.1%	96	49,242.0	6.9%

CONTRACTOR	PROJECT TO DATE											
	Total Hours	Total # Workers	MINORITY - Goal: 15.3%				FEMALE - Goal: 6.9%			VETERAN - Goal: 3.0%		
			# Workers	Hours	%	# Workers	Hours	%	# Workers	Hours	%	
Andella Iron Inc.	565.0	4	3	511.0	90.4%	0	0.0	0.0%	0	0.0	0.0%	
Angelini Plastering, Inc.	67.0	3	0	0.0	0.0%	0	0.0	0.0%	0	0.0	0.0%	
Anvil Steel Engineering, Inc.	1,632.5	12	6	991.0	60.7%	0	0.0	0.0%	1	549.5	33.7%	
Back Bay Concrete Corp.	2,002.5	35	2	316.5	15.8%	2	33.5	1.7%	2	82.5	4.1%	
BOSS Steel Inc.	22,036.8	71	21	5,290.5	24.0%	3	1,406.0	6.4%	3	1,399.5	6.4%	
Capco Steel Erection Company	272.0	5	2	100.0	36.8%	0	0.0	0.0%	0	0.0	0.0%	
Cashman Dredging & Marine Contracting	200.0	2	0	0.0	0.0%	0	0.0	0.0%	0	0.0	0.0%	
Cavaliere Construction Company, Inc.	2,102.5	21	5	1,326.0	63.1%	0	0.0	0.0%	1	462.5	22.0%	
Century Drywall, Inc.	3,673.5	19	7	1,295.0	35.3%	1	246.0	6.7%	0	0.0	0.0%	
Coastal Marine Construction	2,223.5	15	0	0.0	0.0%	1	84.0	3.8%	1	116.5	5.2%	
Coghlin Electrical Contractors, Inc.	2,847.5	11	2	754.5	26.5%	1	183.0	6.4%	1	518.0	18.2%	
Construction Drilling, Inc.	499.5	4	1	8.0	1.6%	0	0.0	0.0%	0	0.0	0.0%	
Costa Brothers Masonry, Inc.	2,152.0	17	4	203.0	9.4%	1	107.5	5.0%	0	0.0	0.0%	
Dagle Electrical Construction Corporation	3,401.0	26	3	462.0	13.6%	0	0.0	0.0%	0	0.0	0.0%	
Daniel Marr and Son Co.	23,686.5	105	12	3,453.0	14.6%	7	1,373.5	5.8%	9	3,504.0	14.8%	
DeLuca Fence Company	857.5	32	6	135.0	15.7%	1	16.0	1.9%	1	24.0	2.8%	
Dependable Masonry Construction Co.	836.5	6	2	203.0	24.3%	0	0.0	0.0%	0	0.0	0.0%	
Don Martin Corporation	550.5	20	8	218.5	39.7%	0	0.0	0.0%	1	12.0	2.2%	
D's Welding	438.0	9	2	181.0	41.3%	0	0.0	0.0%	0	0.0	0.0%	
E.H. Marchant Co. Inc.	51.0	2	0	0.0	0.0%	0	0.0	0.0%	0	0.0	0.0%	
E.M. Duggan, Inc.	1,810.0	18	3	397.0	21.9%	2	179.0	9.9%	4	457.0	25.2%	
Easton Concrete Cutting & Drilling LLC	582.0	13	1	27.0	4.6%	0	0.0	0.0%	0	0.0	0.0%	
Edward G. Sawyer Co., Inc.	13,259.0	40	8	2,719.0	20.5%	3	1,211.5	9.1%	2	674.5	5.1%	
Fischbach & Moore Electric Group, LLC	996.0	7	1	8.0	0.8%	0	0.0	0.0%	0	0.0	0.0%	
Fisher Contracting Corporation	2,054.0	10	2	490.0	23.9%	3	533.0	25.9%	1	276.0	13.4%	
Geologic Earth Exploration, Inc.	72.5	2	0	0.0	0.0%	0	0.0	0.0%	0	0.0	0.0%	
Griffin Door dba Overhead Door	112.0	2	0	0.0	0.0%	0	0.0	0.0%	0	0.0	0.0%	
Hayward Baker Inc.	9,463.0	50	14	1,937.0	20.5%	2	250.0	2.6%	1	365.5	3.9%	
Hub Foundation Co., Inc.	17,917.5	44	6	2,839.5	15.8%	2	1,164.0	6.5%	6	4,205.0	23.5%	
J & M Brown Company, Inc.	0.0	0	0	0.0	0.0%	0	0.0	0.0%	0	0.0	0.0%	
J Rams Inc	17.0	2	0	0.0	0.0%	0	0.0	0.0%	1	8.0	47.1%	
J. Derenzo Co.	104,810.9	91	15	22,967.0	21.9%	10	9,461.5	9.0%	9	9,119.5	8.7%	
J.C. Cannistraro	3,774.0	22	16	2,564.0	67.9%	3	664.0	17.6%	1	376.0	10.0%	
J.C. Higgins Corp	4,327.0	25	5	1,258.0	29.1%	0	0.0	0.0%	1	285.0	6.6%	
J.F. White Contracting Company, Inc	21,548.0	34	4	2,907.0	13.5%	2	3,310.5	15.4%	3	1,055.0	4.9%	
John W. Egan Co., Inc.	40.0	1	0	0.0	0.0%	0	0.0	0.0%	0	0.0	0.0%	
JR Vinagro Corp.	884.0	11	4	780.0	88.2%	0	0.0	0.0%	0	0.0	0.0%	
K Safe Corp	0.0	0	0	0.0	0.0%	0	0.0	0.0%	0	0.0	0.0%	
K&H Electrical Systems, Inc.	9,706.0	29	8	2,682.0	27.6%	1	425.5	4.4%	1	120.5	1.2%	
K&M Fire Protection Services, Inc.	845.5	9	1	161.0	19.0%	0	0.0	0.0%	2	269.0	31.8%	
LCN, Inc.	645.5	17	4	50.0	7.7%	1	491.5	76.1%	0	0.0	0.0%	
Leading Way Construction Co., Inc.	96.0	6	0	0.0	0.0%	0	0.0	0.0%	0	0.0	0.0%	
Liberty Construction Services	94,005.5	187	50	25,239.5	26.8%	20	8,744.0	9.3%	4	2,790.0	3.0%	
Liberty Equipment and Supply	7,141.0	14	2	1,986.0	27.8%	2	655.0	9.2%	1	1,217.0	17.0%	
Lockwood Remediation	32.0	1	0	0.0	0.0%	0	0.0	0.0%	0	0.0	0.0%	
Lund Rebar Services, Inc.	44,373.5	91	33	16,738.0	37.7%	9	2,400.0	5.4%	4	3,094.0	7.0%	
M.L. McDonald Sales Company, LLC	4,850.5	25	3	253.0	5.2%	1	112.0	2.3%	3	1,053.5	21.7%	
Mass Bay Electrical Corp.	2,241.0	36	2	34.0	1.5%	1	112.0	5.0%	0	0.0	0.0%	
Maxim Crane Works, LP.	17,692.5	38	6	3,574.5	20.2%	1	827.5	4.7%	2	1,985.0	11.2%	
McCusker-Gill, Inc.	1,923.0	12	2	418.0	21.7%	1	185.0	9.6%	0	0.0	0.0%	
McGregor Industries, Inc.	1,480.0	5	0	0.0	0.0%	1	376.0	25.4%	0	0.0	0.0%	
McPhee Electric Ltd.	3,199.0	10	2	781.0	24.4%	1	242.0	7.6%	1	205.0	6.4%	
Melo's Rodbusters, Inc.	2,070.5	6	4	1,151.0	55.6%	0	0.0	0.0%	1	515.0	24.9%	
Midnight Iron Construction Management	32.0	1	0	0.0	0.0%	0	0.0	0.0%	0	0.0	0.0%	
MON Landscaping Inc.	96.0	7	0	0.0	0.0%	0	0.0	0.0%	0	0.0	0.0%	
Moretrench	18,672.5	37	11	5,834.0	31.2%	3	302.0	1.6%	2	1,169.5	6.3%	
MTK Construction Services, Inc.	287.0	10	8	254.0	88.5%	0	0.0	0.0%	0	0.0	0.0%	
NER Construction Mgmt	827.5	9	0	0.0	0.0%	0	0.0	0.0%	0	0.0	0.0%	
NewRoads Environmental	7,793.5	36	35	7,746.5	99.4%	4	1,412.0	18.1%	1	164.0	2.1%	
NorthStar Contracting Group, Inc	37.0	2	1	12.0	32.4%	0	0.0	0.0%	0	0.0	0.0%	
Otis Elevator Company	418.3	17	2	33.0	7.9%	1	30.0	7.2%	0	0.0	0.0%	
P.J. Spillane Company, Inc.	629.0	10	3	154.0	24.5%	0	0.0	0.0%	0	0.0	0.0%	
Pick Crane Service, Inc.	47.0	2	0	0.0	0.0%	0	0.0	0.0%	0	0.0	0.0%	
R.J. Cobb LTD	48.0	2	0	0.0	0.0%	0	0.0	0.0%	0	0.0	0.0%	
Rapid Flow Inc.	1,346.0	1	0	0.0	0.0%	0	0.0	0.0%	0	0.0	0.0%	
Regis Steel Corporation	6,283.5	24	6	1,415.5	22.5%	3	613.0	9.8%	0	0.0	0.0%	
Richard W. Reid Electric Company Inc.	34.0	3	2	16.0	47.1%	0	0.0	0.0%	0	0.0	0.0%	
S&A Cranes LLC	34.0	4	0	0.0	0.0%	0	0.0	0.0%	1	8.0	23.5%	
S&F Concrete Contractors, Inc.	145,831.0	291	76	44,837.0	30.7%	12	7,133.5	4.9%	13	7,422.5	5.1%	
Silverback Construction Inc.	416.0	18	1	27.0	6.5%	0	0.0	0.0%	0	0.0	0.0%	
SOS Corporation	139.0	1	0	0.0	0.0%	0	0.0	0.0%	0	0.0	0.0%	
Sunrise Erectors, Inc.	2,824.0	20	2	308.5	10.9%	1	25.5	0.9%	2	326.5	11.6%	
T&T Electrical Contractors, Inc.	354.0	3	1	184.0	52.0%	0	0.0	0.0%	0	0.0	0.0%	
The Railroad Associates Corporation	68.5	3	0	0.0	0.0%	0	0.0	0.0%	0	0.0	0.0%	
The Welch Corporation	11,582.5	21	2	1,308.0	11.3%	3	1,057.0	9.1%	2	1,225.0	10.6%	
Titan Roofing, Inc.	1,278.0	25	8	484.0	37.9%	2	152.0	11.9%	0	0.0	0.0%	
TREVICOS CORPORATION	58,881.0	85	22	15,285.5	26.0%	7	4,090.5	6.9%	3	2,630.0	4.5%	
UTEC Constructors LLC	688.0	9	1	116.0	16.9%	0	0.0	0.0%	0	0.0	0.0%	
Vynorius Piledriving Inc.	13,437.3	32	3	1,802.3	13.4%	3	657.5	4.9%	4	1,557.5	11.6%	
WES Construction Corp	4,134.0	15	1	356.5	8.6%	1	398.0	9.6%	0	0.0	0.0%	
Wood & Wire Fence Co. Inc	8.0	2	1	4.0	50.0%	0	0.0	0.0%	0	0.0	0.0%	
TOTAL	718,290.2	1,967	468	187,587.3	26.1%	123	50,664.5	7.1%	96	49,242.0	6.9%	

**Contracts and Payments to Minority, Women and
Veteran Business Enterprises for Construction Phase**
As of June 30, 2017

Reference 205 CMR 135.02(5)(f)

As of June 30, 2017, Wynn had awarded \$156,616,975 or 15.5% of qualified construction contracts, in contracts to M/W/VBEs. As of June 30, 2017, Wynn and Wynn contractors and sub-contractors awarded 38 contracts to MBEs, 83 contracts to WBEs, and 26 contracts to VBEs for construction.

	# Contract Awards*	Contract Award Value (\$)	% of Total Construction Contracts Awarded to Date	% Goal	Paid to Date (\$)
MBE	35	49,078,365	4.8%	5.0%	10,540,045
WBE	72	99,186,800	9.8%	5.4%	5,387,278
VBE	27	26,460,313	2.6%	1.0%	2,468,220
TOTAL**	131	\$156,616,975	15.5%	11.4%	\$17,691,134^[1]

*Note that a majority of M/W/VBEs are sub-contracted with Wynn's contractors and sub-contractors.

M/W/VBE contract awards and payments report includes awards and payments made to businesses with more than one diverse classification (i.e. M/WBE). **Totals reported deduct any double counting due to awards to businesses with more than one diverse classification.

**Contracts and Payments to Minority, Women and
Veteran Business Enterprises for Design Phase**
As of June 30, 2017

Reference 205 CMR 135.02(5)(f)

As of June 30, 2017, Wynn had awarded \$12,042,292, or 21.0% of qualified design contracts, to M/W/VBEs for design work. As of June 30, 2017, Wynn and Wynn consultants awarded twelve contracts to MBEs, eleven contracts to WBEs, and four contracts to VBEs for design work.

	# Contract Awards*	Contract Award Value (\$)	% Total Design Contract*	% Goal	Paid to Date (\$)
MBE	12	5,016,896	8.7%	7.9%	3,963,078
WBE	11	2,960,878	5.2%	10.0%	1,836,159
VBE	4	4,064,518	7.1%	1.0%	3,329,234
TOTAL	27	\$12,042,292	20.9%	18.9%	\$9,128,470^[2]

*Note that 9 MBE contracts, 8 WBE contracts, and 2 VBE contract, are sub-contracted with Wynn's consultants.

**Massachusetts Gaming Commission
Quarterly Report Presentation:
2nd Quarter 2017**

August 10, 2017



Seth Stratton

Vice President & Legal Counsel



Introduction



Brian Packer

Vice President - Construction/Development



Construction Update



AERIAL PROGRESS



Aerial View - March 13, 2017

Aerial View - June 20, 2017

Notes:

(1) Reference Quarter 2 2017 Status Report Section 5a and 5b.

OVERALL SITE PROGRESS



Overall Site Activity from Armory - March 13, 2017

Notes:

(1) Reference Quarter 2 2017 Status Report Section 5a and 5b.

OVERALL SITE PROGRESS



Overall Site Activity from Armory - June 20, 2017

Notes:

- (1) Reference Quarter 2 2017 Status Report Section 5a and 5b.

OVERALL SITE PROGRESS



Overall Site Activity from 95 State - June 26, 2017

Notes:

(1) Reference Quarter 2 2017 Status Report Section 5a and 5b.

HOTEL CONSTRUCTION PROGRESS



Hotel Entrance - May 11, 2017

Notes:

(1) Reference Quarter 2 2017 Status Report Section 5a and 5b.



Hotel Entrance - May 11, 2017

PODIUM CONSTRUCTION PROGRESS



Podium Framing - May 23, 2017



Podium MEP - May 23, 2017

Notes:

(1) Reference Quarter 2 2017 Status Report Section 5a and 5b.



Podium Air Handlers Lifted in Place - June 6, 2017

73 STATE CONSTRUCTION PROGRESS



73 State Street - April 28, 2017

Notes:

- (1) Reference Quarter 2 2017 Status Report Section 5a and 5b.



73 State Street - April 28, 2017

73 STATE CONSTRUCTION PROGRESS



73 State and Garage - May 22, 2017



Podium Construction - June 15, 2017

Notes:

- (1) Reference Quarter 2 2017 Status Report Section 5a and 5b.



73 State Chimney - June 26, 2017

GARAGE CONSTRUCTION PROGRESS



Garage Facade - April 19, 2017

Notes:

(1) Reference Quarter 2 2017 Status Report Section 5a and 5b.



Garage Construction - April 18, 2017



Garage Facade - April 28, 2017

GARAGE CONSTRUCTION PROGRESS



Garage Topping Off - May 17, 2017



Garage Topping Off - May 17, 2017

Notes:

- (1) Reference Quarter 2 2017 Status Report Section 5a and 5b.



Garage Topping Off - May 17, 2017

GARAGE CONSTRUCTION PROGRESS



Parking Garage Facade - May 24, 2017



Parking Garage Striping - June 7, 2017

Notes:

(1) Reference Quarter 2 2017 Status Report Section 5a and 5b.



Parking Garage Facade - June 15, 2017

ARMORY/PLAZA



Armory & Plaza View - May 11, 2017



Armory & Plaza View - May 11, 2017

Notes:

- (1) Reference Quarter 2 2017 Status Report Section 5a and 5b.



Convention Center Green Roof - June 8, 2017

ENTERTAINMENT/CHURCH PROGRESS



Entertainment Block Construction - April 5, 2017

Notes:

- (1) Reference Quarter 2 2017 Status Report Section 5a and 5b.



Church Construction - April 18, 2017

ENTERTAINMENT BLOCK



Entertainment Block Construction - June 15, 2017

Notes:

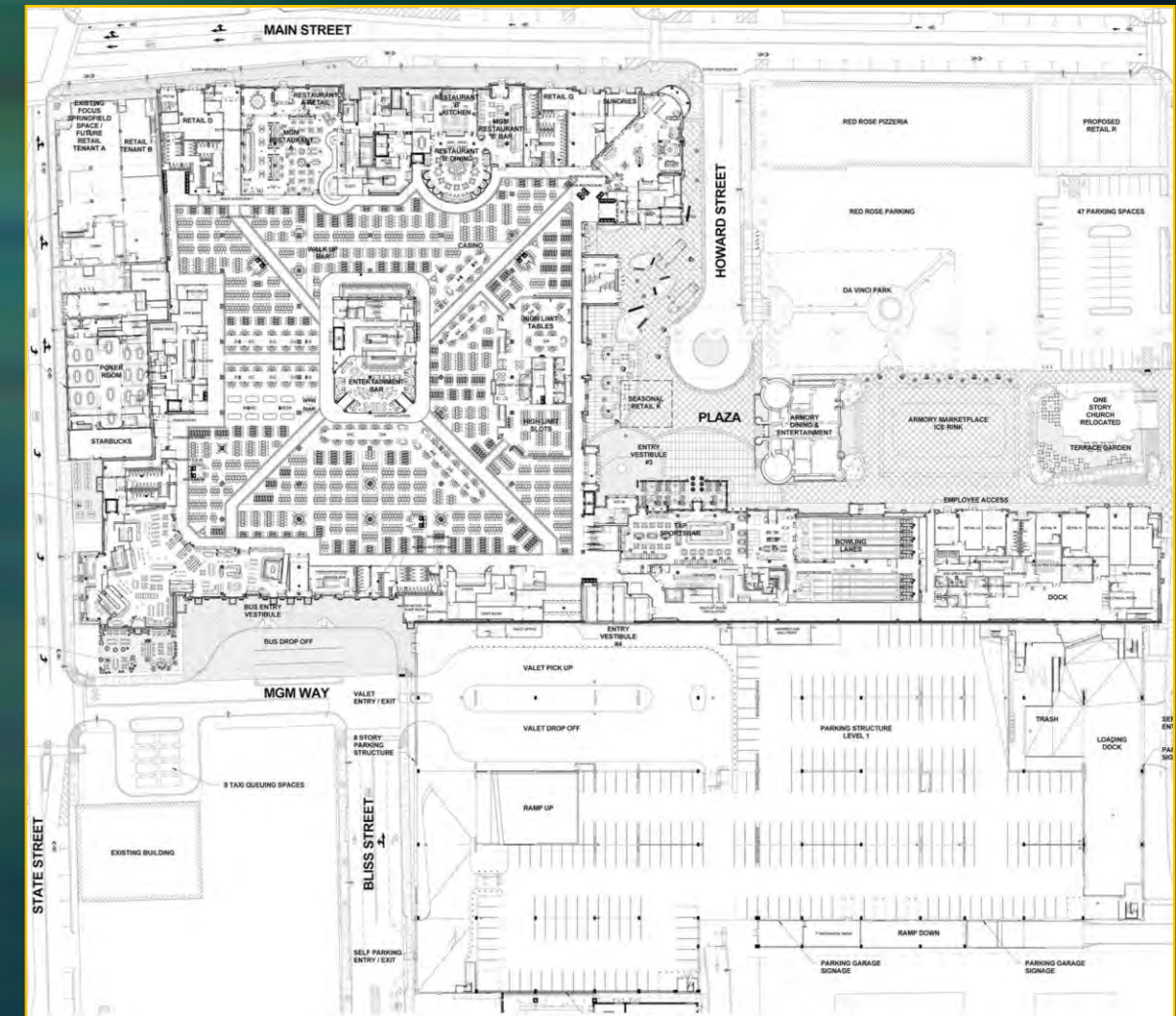
(1) Reference Quarter 2 2017 Status Report Section 5a and 5b.



Entertainment Block & Church - June 20, 2017

DESIGN UPDATE

- A 95% progress set was submitted to both the City of Springfield and Springfield Historical Commission.
- Design work on the Childcare Center continued, and construction documents were issued for bid.
- Exterior signage concepts were developed and will be presented to the Springfield City Council in the next quarter.
- Addendum 3 to the Civil Site plans was issued to the Springfield Department of Public Works.
- The Hotel and Podium Fit Out packages were issued for Permit, as well as Delta 1 to the Podium Fit Out.
- Delta 2 to the 95 State Street permit set was issued.
- Delta 6 to the Podium Core and Shell permit set was issued.



Notes:

(1) Reference Quarter 2 2017 Status Report Section 5a.

SCHEDULE

- Final project schedule was submitted to MGC on November 6, 2015.
- Monthly updates were provided on:
 - May 4, 2017
 - May 25, 2017
 - July 5, 2017

Notes:

(1) Reference Quarter 2 2017 Status Report Section 1a and Appendix A.

Courtney Wenleder

Vice President & CFO



Q2 2017 COST ESTIMATE (\$mm)

Ref	Description	Incurred To Date	Remaining	Total Estimate
1	Construction / Design	\$260.0	\$236.7	\$496.8
2	FF&E	\$0.2	\$74.7	\$75.0
3	OSE	\$0.0	\$43.7	\$43.7
	Subtotal of Eligible Cap. Costs	\$260.3	\$355.1	\$615.4
4	Land	\$49.5	\$1.8	\$51.3
5	Off-site Parcel Improvements	\$11.3	\$0.0	\$11.3
6	License/ Application Fees	\$85.0	\$0	\$85.0
7	Pre-opening Exp. / Host Comm. Costs	\$53.2	\$69.4	\$122.5
8	Fin. Costs / Capitalized Int.	\$22.8	\$45.7	\$68.5
9	Project Contingency	\$0	\$35.0 - \$41.8	\$35.0 - \$41.8
	Subtotal of Ineligible Costs	\$221.8	\$151.9 – \$158.7	\$373.7 - \$380.5
	Total	\$482.1	\$507.0 - \$513.8	\$989.1 - \$995.9

Notes:

- (1) Total estimate before Contingency is \$954.1mm. If spent, Contingency is more likely to be spent on and reclassified as Eligible Capital Costs.
- (2) The figures above are approximations to the nearest hundred thousand, which in some instances results in minor discrepancies (\$100k or less) in sums.

Q2 2017 COST ESTIMATE (\$mm)

- On August 8, 2017, MGMRI released its 10-Q for Q2 2017, which included a disclosure of an expected development and construction cost of approximately \$960M, excluding capitalized interest and land-related costs.
- This represents a total expected project cost increase of \$95M.
- This increase is consistent with construction pricing pressure of which MGM Springfield previously advised the Commission.
- MGM Springfield is in the process of updating its project budget to reflect these projected increases and will be in a position to present to the Commission in September the details of the cost increases and a revised budget once finalized.

Brian Packer

Vice President - Construction/Development



Diversity Update



DESIGN & CONSTRUCTION COMMITMENTS

AS OF JUNE 30, 2017

Group	Project Goals	Commitments	Variance	Company Count	Value
WBE	10.0%	19.5%	9.5%	66	\$80.89M
MBE	5.0%	8.9%	3.9%	40	\$36.66M
VBE	2.0%	7.6%	5.6%	23	\$31.61M

Notes:

- (1) Total Commitments through June 30, 2017 are \$414.2M.
- (2) Includes companies that are certified with the following agencies:
 - MBE - Massachusetts Supplier Diversity Office or Greater New England Minority Supplier Development Council.
 - WBE - Massachusetts Supplier Diversity Office or Women's Business Enterprise National Council.
 - VBE - United States Department of Veteran Affairs or Massachusetts Gaming Commission.
- (3) Reference Quarter 2 2017 Status Report Section 2b and Appendix B.
 WBE = Woman-owned Business Enterprise; MBE = Minority-owned Business Enterprise; VBE = Veteran-owned Business Enterprise.

DESIGN & CONSULTING COMMITMENTS

AS OF JUNE 30, 2017

Group	Project Goals	Commitments	Company Count	Value
WBE	10.0%	16.5%	18	\$6.99M
MBE	5.0%	12.7%	16	\$5.38M
VBE	2.0%	7.1%	3	\$2.99M

Notes:

- (1) Total Commitments through June 30, 2017 are \$42.26M.
- (2) Includes companies that are certified with the following agencies:
 - MBE - Massachusetts Supplier Diversity Office or Greater New England Minority Supplier Development Council.
 - WBE - Massachusetts Supplier Diversity Office or Women's Business Enterprise National Council.
 - VBE - United States Department of Veteran Affairs or Massachusetts Gaming Commission.
- (3) Reference Quarter 2 2017 Status Report Section 2b and Appendix B.
 WBE = Woman-owned Business Enterprise; MBE = Minority-owned Business Enterprise; VBE = Veteran-owned Business Enterprise.

DESIGN & CONSULTING COMMITMENTS

AS OF JUNE 30, 2017

Ref	Company	Scope	Location	Diversity Status
1	AAC Investments, LLC	Interior Design	Los Angeles, CA	WBE
2	AFO Project Consulting, LLC	Construction Consulting	Las Vegas, NV	VBE
3	Akal Engineering, Inc.	MEP Consulting Engineering Services	Boylston, MA	MBE
4	Andelman & Lelek Engineering, Inc.	Energy Modeling	Norwood, MA	WBE
5	Blackford, LLC	Construction Management	Las Vegas, NV	VBE
6	Black Hawk Group	Consulting Engineer Services	Philadelphia, PA	MBE
7	C&C Consulting Engineers, LLC	Structural Peer Review	Allston, MA	MBE
8	Calvin Consulting Services, LLC	Construction Consulting	Las Vegas, NV	WBE
9	Communications for Design LLC	Design and Project Management Support Services	Northfield, MN	WBE
10	Convergent Technologies Design Group, Inc.	Acoustics/ Audio Visual/ IT/ Low Voltage	Lockport, NY	WBE
11	Copley Wolff Design Group, Inc.	Full Landscape Architectural Services	Boston, MA	WBE
12	Desert Construction Consulting, Ltd	Estimating and Contractor Bidding Services	Henderson, NV	MBE
13	Desman, Inc.	Parking Garage Bridging Documents (LOA)	Boston, MA	MBE
14	Dietz & Company Architects, Inc.	Full Service Architecture and Interior Design	Springfield, MA	WBE
15	Engineers Design Group, Inc.	Structural Engineering Consulting Services	Malden, MA	MBE
16	Erin Chrusciel Photography, LLC	Photography	East Longmeadow, MA	WBE
17	Fernandez & Associates	Fire Protection Design and Code Consulting Services	Byfield, MA	MBE
18	Hamilton Anderson Associates, Inc.	Architectural Services	Detroit, MI	MBE

Notes:

- (1) Includes companies that are certified with the following agencies:
- MBE - Massachusetts Supplier Diversity Office or Greater New England Minority Supplier Development Council.
 - WBE - Massachusetts Supplier Diversity Office or Women's Business Enterprise National Council.
 - VBE - United States Department of Veteran Affairs or Massachusetts Gaming Commission.

(2) Green highlighted companies have been paid as of May 31, 2017.

(3) Reference Quarter 2 2017 Status Report Section 2b and Appendix B.

WBE = Woman-owned Business Enterprise; MBE = Minority-owned Business Enterprise; VBE = Veteran-owned Business Enterprise.

DESIGN & CONSULTING COMMITMENTS

AS OF JUNE 30, 2017

Ref	Company	Scope	Location	Diversity Status
19	Hyde Business Services, LLC	Permit and Community Commitment Coordination	Medina, MN	WBE
20	Independent Design, LLC	Building Design/ Historic Restoration	Quincy, MA	WBE
21	JoAnn Jones	Administrative Services	Henderson, NV	WBE
22	Marshall Moya Design, LLC	Architectural Services	Washington, DC	MBE
23	Maryann Thompson Architects	Architectural Design Services	Henderson, NV	WBE
24	MCLA, Inc.	Lighting	Washington, DC	WBE
25	Nitsch Engineering, Inc.	Engineering Services	Boston, MA	WBE
26	Pristine Engineers, Inc.	MEP Peer Review Services	Raynham, MA	MBE
27	Renderready, LLC	Rendering and Graphic Design	Albuquerque, NM	MBE
28	RSE Associates, Inc.	Engineering Design	Watertown, MA	MBE
29	Soden Sustainability Consulting, LLC	LEED	Winchester, MA	WBE
30	Spec's Design Group, LLC	Interior Design	Springfield, MA	WBE
31	Stevens & Associates	Façade Stabilization Design	Brattleboro, VT	VBE
32	Timothy Haahs & Associates, Inc.	Architect and Engineer of Record/ Parking Consultant	Blue Bell, PA	MBE
33	Two Twelve	Graphic Designer	New York, NY	WBE
34	US Inspection & Consulting, LLC	Construction Inspections	Lake Havasu City, AZ	MBE
35	VAV International, Inc.	Mechanical Consulting	Woburn, MA	MBE
36	WA Architects, Inc.	Architectural Services	Cleveland, OH	MBE
37	YA Construction Services, LLC	MEP Peer Review	St. Louis, MO	WBE

Notes:

- (1) Includes companies that are certified with the following agencies:
- MBE - Massachusetts Supplier Diversity Office or Greater New England Minority Supplier Development Council.
 - WBE - Massachusetts Supplier Diversity Office or Women's Business Enterprise National Council.
 - VBE - United States Department of Veteran Affairs or Massachusetts Gaming Commission.

(2) Green highlighted companies have been paid as of May 31, 2017.

(3) Reference Quarter 2 2017 Status Report Section 2b and Appendix B.

WBE = Woman-owned Business Enterprise; MBE = Minority-owned Business Enterprise; VBE = Veteran-owned Business Enterprise.

CONSTRUCTION COMMITMENTS

AS OF JUNE 30, 2017

Group	Project Goals	Commitments	Company Count	Value
WBE	10.0%	19.9%	48	\$73.90M
MBE	5.0%	8.4%	24	\$31.28M
VBE	2.0%	7.7%	20	\$28.62M

Notes:

- (1) Total Commitments through June 30, 2017 are \$371.9M.
 - (2) Includes companies that are certified with the following agencies:
 - MBE - Massachusetts Supplier Diversity Office or Greater New England Minority Supplier Development Council.
 - WBE - Massachusetts Supplier Diversity Office or Women's Business Enterprise National Council.
 - VBE - United States Department of Veteran Affairs or Massachusetts Gaming Commission.
 - (3) Reference Quarter 2 2017 Status Report Section 2b and Appendix B.
- WBE = Woman-owned Business Enterprise; MBE = Minority-owned Business Enterprise; VBE = Veteran-owned Business Enterprise.

DIVERSE CONSTRUCTION COMPANIES

AS OF JUNE 30, 2017

Ref	Company	Scope	Location	Diversity Status
1	Aces Enterprises, LLC	Steel Plate Supplier	Dunlap, IL	VBE
2	AeroSage, LLC	Materials Fabricator	Tampa, FL	VBE
3	Alares, LLC	Commissioning and Construction Services	Quincy, MA	VBE
4	All American Signs	Signage	Plymouth, MA	VBE
5	Alonzee Consulting	Construction Consulting	Las Vegas, NV	WBE
6	American Environmental, Inc.	Abatement	Holyoke, MA	MBE
7	American Stair Corporation	Stair Supplier	Romeoville, IL	VBE
8	Architectural Products, Inc.	Glass and Glazing	Burlington, CT	WBE
9	Argent Associates, Inc.	Material Vendor	Burlington, CT	WBE
10	Arrow Security Corporation	Security Guard Services	Springfield, MA	VBE
11	Ayala Excavating and Trucking, LLC	Trucking	Springfield, MA	MBE
12	Baron Industries, Inc	Coiling Doors	Woburn, MA	VBE
13	Beacon Light & Supply, Co.	Electrical Supplier	Burlington, CT	WBE
14	BECO Electrical Contractors, Inc.	Electrical	Monson, MA	VBE
15	Berkshire Concrete Cutting, LLC	Saw Cutting	Torrington, CT	WBE
16	Brican, Inc.	General Contracting Services	Springfield, MA	VBE
17	C&C Contractors, LLC	Trucking Services	Springfield, MA	MBE
18	C&D Electronics, Inc.	Cabling, Wiring, Electronics Supplier	Holyoke, MA	WBE/MBE

Notes:

(1) Green highlighted companies have worked on site and been paid as of May 31, 2017.

(2) Reference Quarter 2 2017 Status Report Section 2b and Appendix B.

WBE = Woman-owned Business Enterprise; MBE = Minority-owned Business Enterprise; VBE = Veteran-owned Business Enterprise.

DIVERSE CONSTRUCTION COMPANIES

AS OF JUNE 30, 2017

Ref	Company	Scope	Location	Diversity Status
19	C4 Cables	Datacom, Cabling, Fiber Supplier	Taunton, MA	WBE
20	Capasso Restoration, Inc.	Masonry Contractor	North Haven, CT	WBE
21	Carol's Lighting & Supply Company	Electrical Supplies	Canton, MA	MBE
22	Certified Connection, Inc.	Electrical Supplier	Worcester, MA	MBE
23	Central Ceilings, Inc.	Drywall Contractor	South Easton, MA	VBE
24	Chabot & Burnett Construction Co., Inc.	Masonry Contractor	Agawam, MA	WBE
25	Charle George Companies, Inc.	Solid Waste Disposal, Recycling, Trucking	Londonberry, NH	WBE
26	CK Flooring Solutions, Inc.	Carpet Installer	Chicopee, MA	WBE
27	CMJ, LLC	Property Management/Maintenance	Springfield, MA	MBE
28	Connecticut Drywall Finishing, Inc.	Drywall	West Springfield, MA	WBE
29	Connecticut Temperature Controls, LLC	Controls	Newington, CT	VBE
30	Coghlin Electrical Contractors, Inc.	Electrical Services	Worcester, MA	WBE
31	C.R. Levesque Trucking Corp.	Hauling & Equipment Transportation	Monson, MA	WBE
32	Critical Power Testing and Maintenance, Inc.	Commissioning	Amesbury, MA	VBE
33	Dagle Electrical Construction Corp.	Electrical	Melrose, MA	WBE
34	Davenport Advisors, LLC	Property Management/ Maintenance	Boston, MA	MBE
35	Dependable Masonry Construction Company, Inc.	Masonry and Brickpaving	North Reading, MA	MBE
36	Duray/J.F. Duncan Industries, Inc.	Food Service Equipment	Downey, CA	MBE

Notes:

(1) Green highlighted companies have worked on site and been paid as of May 31, 2017.

(2) Reference Quarter 2 2017 Status Report Section 2b and Appendix B.

WBE = Woman-owned Business Enterprise; MBE = Minority-owned Business Enterprise; VBE = Veteran-owned Business Enterprise.

DIVERSE CONSTRUCTION COMPANIES

AS OF JUNE 30, 2017

Ref	Company	Scope	Location	Diversity Status
37	Eagle Elevator Company, Inc.	Elevator Repairs, Service, Maintenance	Boston, MA	VBE
38	Eastern General Contractors, Inc.	General Contractor - Rigging	Springfield, MA	MBE
39	EDM Construction, Inc.	Carpentry & Structural Steel Erection	Merrimac, MA	WBE
40	E L Waterman, Inc.	Pipe Supplier	Foxboro, MA	WBE
41	Evermore Light & Power, Inc.	Electrical	Somerville, MA	WBE
42	Fabiano Oil Corp.	Fuel & Oil Supplier	Wrentham, MA	WBE
43	Federal Concrete, Inc.	Concrete Services	Hopedale, MA	WBE
44	Fisher Contracting Corporation	General Contracting Services	Worcester, MA	WBE
45	Fletcher Sewer & Drain, Inc.	Inspection - FEIR	Ludlow, MA	WBE
46	Folan Waterproofing and Construction Company, Inc.	Masonry Contractors & Waterproofing	South Easton, MA	WBE
47	Frisoli Electric, Inc.	Electrical	Holbrook, MA	VBE
48	Gomes Construction Co. Inc.	Utility Connections	Ludlow, MA	WBE
49	Granite City Electric Supply Company, Inc.	Electrical Supplier	Quincy, MA	WBE
50	Green Insulation, Inc.	Insulation	Adams, MA	WBE
51	H B Welding, Inc.	Steel, Welding, Iron Work	Johnston, RI	WBE
52	Homeland Mechanical, LLC	Pipe Supplier	Quincy, MA	VBE
53	Industrial Flame Cutting, Inc.	Steel Plate Supplier	Beacon Falls, CT	VBE
54	JMK Building Supply, Inc	Drywall	Colchester, CT	WBE

Notes:

(1) Green highlighted companies have worked on site and been paid as of May 31, 2017.

(2) Reference Quarter 2 2017 Status Report Section 2b and Appendix B.

WBE = Woman-owned Business Enterprise; MBE = Minority-owned Business Enterprise; VBE = Veteran-owned Business Enterprise.

DIVERSE CONSTRUCTION COMPANIES

AS OF JUNE 30, 2017

Ref	Company	Scope	Location	Diversity Status
55	JRL Construction, Inc.	General Contractor - Demolition	Springfield, MA	VBE
56	Kittredge Equipment Company, Inc.	Kitchen Equipment	Agawam, MA	WBE
57	L.K. Sheet Metal, Inc.	Sheet Metal	East Hartford, CT	WBE
58	Larry's Trucking Co.	Trucking	Springfield, MA	MBE
59	Lindon Group	Piping Materials	East Providence, RI	WBE
60	M. Frank Higgins & Co., Inc.	Tile and Stone	Newington, CT	WBE
61	Markings Inc.	Pavement Marking Services	Pembroke, MA	WBE
62	Medeiros Hydroseeding & Landscaping Construction, Inc.	Trucking and Soil Materials	Monson, MA	MBE
63	Moor Metals, Inc.	Sales and Distribution of Metals	Holliston, MA	MBE
64	Ms. Pipe, LLC	Procurement of Valves, Pipes and Fittings	South Windsor, CT	WBE
65	New England Foundation Company, Inc.	Helical Piles	Boston, MA	WBE
66	Northeastern Steel Corporation	Steel Distributor	Revere, MA	MBE
67	Performance Testing & Balancing LLC	Testing & Balancing	South Hampton, MA	VBE
68	Piping Systems, Inc.	HVAC	Assonet, MA	WBE
69	Protocol Management Services, Inc.	Access Flooring	North Attleboro, MA	WBE
70	R K Insulation Contractors, Inc.	Insulation Services	Hartford, CT	MBE
71	Rebars & Mesh, Inc.	Concrete	Haverhill, MA	WBE
72	Regis Steel Corporation	Steel Erection/ Reinforcing	Fall River, MA	MBE
73	S&F Concrete Contractors, Inc.	Concrete	Hudson, MA	MBE

Notes:

(1) Green highlighted companies have worked on site and been paid as of May 31, 2017.

(2) Reference Quarter 2 2017 Status Report Section 2b and Appendix B.

WBE = Woman-owned Business Enterprise; MBE = Minority-owned Business Enterprise; VBE = Veteran-owned Business Enterprise.

DIVERSE CONSTRUCTION COMPANIES

AS OF JUNE 30, 2017

Ref	Company	Scope	Location	Diversity Status
74	S-Cel-O, LLC	Commercial and Residential Painting	Springfield, MA	MBE
75	Security Construction Services, Inc.	Fencing	Hudson, MA	WBE
76	SOS Corporation	Construction Cleaning, Selective Interior Demolition	Milford, MA	WBE
77	Steere Engineering, Inc.	Engineering Services	Warwick, RI	WBE
78	Strategic Environmental Services, Inc.	Environmental Consultants	Sutton, MA	WBE
79	Superior Caulking & Waterproofing	Caulking & Waterproofing	Palmer, MA	VBE
80	Supplies Exchange Systems	Materials Supplier	Dorchester, MA	MBE
81	Tavares, LLC	Fireproofing	Providence, RI	MBE
82	T & M Equipment Corporation	Excavating Contractor	Springfield, MA	VBE
83	Titan Roofing Company	Roofing	Springfield, MA	MBE
84	Total Mechanical Service Corp.	Mechanical Contractor	Plymouth, MA	MBE
85	Triton Leasing and Rental, Inc.	Demolition & Abatement	Feeding Hills, MA	WBE
86	Turtle & Hughes, Inc.	Electrical Supplier	Linden, NJ	WBE
87	United Personnel Services, Inc.	Temporary Staffing Services	Springfield, MA	WBE
88	Ultimate Abatement Company, Inc.	Abatement	Plainfield, MA	WBE
89	Welch Associates Land Surveyors, Inc.	Land Surveying	West Bridgewater, MA	WBE
90	Willow Tree Outdoor, LLC	Landscape	Springfield, MA	WBE
91	Woodchuck's Building & Hone Center	Construction Supplier	Rockland, MA	MBE
92	Younger Brothers Construction, LLC	Materials Supplier	Watertown, MA	MBE

Notes:

(1) Green highlighted companies have worked on site and been paid as of May 31, 2017.

(2) Reference Quarter 2 2017 Status Report Section 2b and Appendix B.

WBE = Woman-owned Business Enterprise; MBE = Minority-owned Business Enterprise; VBE = Veteran-owned Business Enterprise.

WORKFORCE DIVERSITY STATISTICS - TOTAL

AS OF JUNE 30, 2017

Group	Project Goals	Project To Date %
Women	6.90%	9.78%
Minority	15.30%	23.52%
Veteran	8.00%	10.20%

Notes:

- (1) Statistics include all workforce reports that were received by MGM as of June 30, 2017.
- (2) The Diversity plan approved by the MGC allows reporting to include hours allocated to multiple diversity categories. 6.41% of total workforce hours are included in two of the diversity categories and 0.33% of total workforce hours are included in three diversity categories.
- (3) Reference Quarter 2 2017 Status Report Section 2c and Appendix B and C.
- (4) While this is not a reporting requirement of the approved diversity plan, the total hours worked through 2nd Quarter 2017 is as follows:
 - Approximately 38% are from Springfield/ Surrounding Communities
 - Approximately 59% are from Western Massachusetts
 - Approximately 81% are from Massachusetts

HOTEL CONSTRUCTION PROGRESS



Hotel Entrance - July 18, 2017



Hotel Lobby - August 1, 2017

HOTEL/ENTERTAINMENT CONSTRUCTION



Entertainment Construction - July 18, 2017



Hotel Construction - July 18, 2017



Dome Construction - August 1, 2017

PODIUM CONSTRUCTION PROGRESS



Uniform Control Construction - August 1, 2017



Podium Construction - July 18, 2017



Union Construction - July 18, 2017

Alex Dixon
General Manager



Preview of Coming Milestones





MGM SPRINGFIELD

QUARTERLY STATUS REPORT #10

Monitoring of Project Construction and
Licensee Requirements
205 CMR 135

For the Period:
April–June 2017



QUARTERLY STATUS REPORT: APRIL-JUNE 2017

TABLE OF CONTENTS

TABLE OF CONTENTS 1

LIST OF APPENDICES 1

1 PROJECT SCHEDULE..... 2

 1a CURRENT SCHEDULE 2

 1b PROJECT SCHEDULE CHANGES 2

2 CONSTRUCTION PHASE DIVERSITY PROGRAM FOR EQUAL OPPORTUNITY 3

 2a DIVERSITY SUMMARY 3

 2b COMMITMENTS 4

 2c WORKFORCE STATISTICS 5

3 COST OF CONSTRUCTION / CAPITALIZATION OF GAMING LICENSEE 6

4 DESIGN & CONSTRUCTION CONTRACTS..... 7

5 STATUS OF WORK COMPLETED / PROGRESS PHOTOGRAPHS..... 8

 5a STATUS OF WORK COMPLETED 8

 5b PROGRESS PHOTOGRAPHS 10

6 PERMITS 13

7 ORGANIZED LABOR LETTER 18

8 OPERATIONAL PHASE DIVERSITY PROGRAM FOR EQUAL OPPORTUNITY 19

LIST OF APPENDICES

LEVEL 1 AND LEVEL 2 PROJECT SCHEDULES – DATA DATE JULY 2, 2017.....APPENDIX A

PRESENTATION TO THE ACCESS AND OPPORTUNITY COMMITTEE OF JULY 11, 2017..... APPENDIX B

CONSTRUCTION WORKFORCE STATISTICS AS OF JUNE 30, 2017..... APPENDIX C

LETTER REGARDING COST OF CONSTRUCTION & CAPITALIZATION OF GAMING LICENSEE.... APPENDIX D

CONSTRUCTION SITE PROGRESS IMAGES AS OF JUNE 30, 2017..... APPENDIX E



QUARTERLY STATUS REPORT: APRIL-JUNE 2017

135.02.2 The commission shall, in accordance with M.G.L. c. 23K, §§ 10 and 11 approve for each gaming licensee, a project schedule for the gaming licensee's capital investment in its gaming establishment and related infrastructure which includes:

(a) all major stages of design and construction; including all permitting and approvals, design deliverables, site preparation, foundation, structure, plumbing, electrical, mechanical, exterior finish and fenestration, long lead items, insulation, interior finish and furnishings and landscaping, building commissioning and commissioning of gaming equipment and information technology systems.

(b) For a Category 1 gaming establishment, a timeline for commencement of the final stage of construction pursuant to M.G.L. c. 23K, § 10(a); and

(c) a timeline for the stage of construction at which the gaming licensee shall be approved to open for business or operate a slot machine pursuant to M.G.L. c. 23K, §§10(c) and 11(a).

135.02.4 If unforeseen and/or changed circumstances necessitate a change to a project schedule approved pursuant to 205 CMR 135.02(2) which will impact the completion date or requires a major change in the method or progress of construction, the gaming licensee may submit to the commission for its approval a revised project schedule, with a detailed statement of the unforeseen changed circumstances which justify the revised project schedule. If the commission approves such revised project schedule, it shall substitute and supersede the previously approved project schedule.

1 PROJECT SCHEDULE

1a CURRENT SCHEDULE

On August 6, 2015, the Massachusetts Gaming Commission approved a revised opening date of thirty (30) days following a construction completion date of either August 6, 2018 or the date on which the I-91 Viaduct Project achieves Full and Beneficial Use (as defined in MassDOT project documents), whichever occurs later. MGM submitted a final project schedule for consideration on November 6, 2015. In accordance with our commitment to providing monthly schedule updates, schedule updates were provided to MGC's representative on April 2nd, May 4th, May 25th, and July 5th of 2017 (data date 7/2/17). The July 5th update is included in this document as Appendix A.

1b PROJECT SCHEDULE CHANGES

There are no changes to report that would alter MGM's opening date.

QUARTERLY STATUS REPORT: APRIL-JUNE 2017

135.02.3 Within the time frame provided in the award of the gaming license, the licensee shall provide to the commission for commission approval an affirmative action program of equal opportunity whereby the licensee establishes specific goals for the utilization of minorities, women and veterans on construction jobs and for contracting with minority, women or veteran owned businesses during either design or construction; provided, however that such goals shall be equal to or greater than the goals contained in Executive Office of Administration and Finance Administrative Bulletin Number 14.

135.02.5c To ensure adherence to the project schedule approved pursuant to 205 CMR 135.02(2) or (4), the gaming licensee shall submit to the commission in a media, format and level of detail acceptable to the commission, quarterly a status report including:

(e) a detailed statistical report pursuant to M.G.L. c. 23K, §21(a)(23) on the number, gender and race, and veteran status of individuals by job classifications hired to perform labor as part of the construction of the gaming establishment and related infrastructure, and a comparison of this report with the goals established by the gaming licensee and commission pursuant to M.G.L. c. 23K, §21(a)(22).). In the event the licensee’s hiring of the aforementioned entities does not comply with the goals established the licensee shall submit within 20 days of a request by the commission a response as to why the goals have not been achieved, identify any good faith efforts that have been undertaken to achieve those goals and provide a plan to bring the dollar amount contracted and spent into compliance with the goals.

(f) a report describing the number of contracts, total dollar amounts contracted with and actually paid to minority business enterprises, women business enterprises and veteran business enterprises for design and construction of the gaming establishment and related infrastructure, and the total number and value of all subcontracts awarded to a minority, women and veteran owned business, and a comparison of these reports with the goals established by the gaming licensee and commission pursuant to M.G.L. c. 23K, §21(a)(21). In the event the licensee’s hiring of the aforementioned entities does not comply with the goals established the licensee shall submit within 20 days of a request by the commission a response as to why the goals have not been achieved, identify any good faith efforts that have been undertaken to achieve those goals and provide a plan to bring the dollar amount contracted and spent into compliance with the goals.

2 CONSTRUCTION PHASE DIVERSITY PROGRAM FOR EQUAL OPPORTUNITY

2a DIVERSITY SUMMARY

The following is a snapshot of Construction and Design Diversity Commitments through June 30:

GROUP	PROJECT GOALS	COMMITMENTS	VARIANCE	COMPANY COUNT	VALUE
WBE	10.00%	19.5%	9.5%	66	\$80.89M
MBE	5.00%	8.9%	3.9%	40	\$36.66M
VBE	2.00%	7.6%	5.6%	23	\$31.61M

Notes:

1. Total Commitments through June 30, 2017 are \$414.2M
2. Includes companies that are certified with the following agencies:
 - MBE - Massachusetts Supplier Diversity Office or Greater New England Minority Supplier Development Council.
 - WBE - Massachusetts Supplier Diversity Office or Women’s Business Enterprise National Council.
 - VBE - United States Department of Veteran Affairs or Massachusetts Gaming Commission.



QUARTERLY STATUS REPORT: APRIL-JUNE 2017

Updates on outreach activities and additional diversity reporting are presented monthly to the Access and Opportunity Committee of the Massachusetts Gaming Commission. The most recent AOC presentation for July 11, 2017 is included as [Appendix B](#).

2b COMMITMENTS

Design and Consulting Commitments

The following is a snapshot of Design and Consulting Diversity Commitments through June 30:

GROUP	PROJECT GOALS	COMMITMENTS	CONSULTANT COUNT	VALUE
Women	10.00%	16.5%	18	\$6.99M
Minority	5.00%	12.7%	16	\$5.38M
Veteran	2.00%	7.1%	3	\$2.99M

Notes:

- Total Commitments through June 30, 2017 are \$42.26M
- Includes companies that are certified with the following agencies:
 - MBE - Massachusetts Supplier Diversity Office or Greater New England Minority Supplier Development Council.
 - WBE - Massachusetts Supplier Diversity Office or Women's Business Enterprise National Council.
 - VBE - United States Department of Veteran Affairs or Massachusetts Gaming Commission.

A listing of design and consulting companies included in the totals above is included in [Appendix B](#).

Construction Commitments

The following is a snapshot of Construction Diversity Commitments through June 30:

GROUP	PROJECT GOALS	COMMITMENTS	CONSULTANT COUNT	VALUE
Women	10.0%	19.9%	48	\$73.90M
Minority	5.0%	8.4%	24	\$31.28M
Veteran ⁽³⁾	2.0%	7.7%	20	\$28.62M

Notes:

- Total Commitments through June 30, 2017 are \$371.9M
- Includes companies that are certified with the following agencies:
 - MBE - Massachusetts Supplier Diversity Office or Greater New England Minority Supplier Development Council.
 - WBE - Massachusetts Supplier Diversity Office or Women's Business Enterprise National Council.
 - VBE - United States Department of Veteran Affairs or Massachusetts Gaming Commission.

A listing of construction companies included in the totals above is included in [Appendix B](#).



QUARTERLY STATUS REPORT: APRIL-JUNE 2017

2c WORKFORCE STATISTICS

Subcontractors have been submitting workforce tracking forms after each pay period. The most recent available results have been tallied and are included as [Appendix C](#).

Summary workforce statistics for the total Project as of June 30 are as follows:

GROUP	PROJECT GOALS	PROJECT TO DATE %
Women	6.90%	9.78%
Minority	15.30%	23.52%
Veteran	8.00%	10.2%

Notes:

1. Statistics include all workforce reports that were received by MGM as of June 30, 2017.

Additional workforce statistics and reporting is included in [Appendix B](#).



QUARTERLY STATUS REPORT: APRIL-JUNE 2017

135.02.5a To ensure adherence to the project schedule approved pursuant to 205 CMR 135.02(2) or (4), the gaming licensee shall submit to the commission in a media, format and level of detail acceptable to the commission, quarterly a status report including:

(a) the total estimated cost of construction of the project and related infrastructure improvements, including a sworn certification regarding costs incurred pursuant to 205 CMR 122.03: Costs Included in the Calculation of Capital Investment, and separately identifying detailed costs for design, land acquisition, site preparation and construction and off-site improvements

(b) a sworn certification regarding the capitalization of the gaming licensee, sufficient for the commission to determine, pursuant to M.G.L. c. 23K §10(e) or 11(c), that the gaming licensee has adequate funds to complete the gaming establishment and related infrastructure improvements.

3 COST OF CONSTRUCTION / CAPITALIZATION OF GAMING LICENSEE

Pursuant to 205 CMR 135.02.5(a) and (b), please see [Appendix D](#) for a certification regarding (a) the total estimated cost of construction of the project and related infrastructure improvements, and (b) the capitalization of MGM Springfield.



QUARTERLY STATUS REPORT: APRIL-JUNE 2017

135.02.5c To ensure adherence to the project schedule approved pursuant to 205 CMR 135.02(2) or (4), the gaming licensee shall submit to the commission in a media, format and level of detail acceptable to the commission, quarterly a status report including:

(c) a copy of all design and construction contracts executed within the prior quarter by the gaming licensee to design and construct the gaming establishment and related infrastructure improvements

4 DESIGN & CONSTRUCTION CONTRACTS

The following contracts were executed in the second quarter of 2017:

COMPANY	CONTRACT	MGC STATUS
1. Kittredge Equipment Co.	Tishman Letter of Agreement for Kitchen Equipment for the Podium	Subcontractor to Tishman
2. Duray /JF Duncan Industries	Tishman Letter of Agreement for Kitchen Equipment for the Podium	Subcontractor to Tishman
3. M. Frank Higgins Company	Tishman Letter of Agreement for Tile & Stone and Casino Floor Mockup Carpet	Subcontractor to Tishman
4. Hardware Specialties, Inc.	Tishman Letter of Agreement for Doors, Frames and Hardware	Subcontractor to Tishman
5. Illuminating Concepts, Inc.	Tishman Letter of Agreement for Lighting Design and Coordination Services	Subcontractor to Tishman
6. Pro.Cure LLC	Project Management and FF&E Services	Registrant
7. Weston and Sampson	Tishman Letter of Agreement for Pool/Water Feature Installation	Subcontractor to Tishman
8. Central Ceilings	Tishman Letter of Agreement for Drywall Partitions and Ceilings	Subcontractor to Tishman
9. Thompson and Lichtner Co., Inc.	Construction and Field Observation Services for PVC Roofing Systems at Hote/Podium/Entertainment	Application in Process
10. Longden Company	Tishman Letter of Agreement for Raised Access Flooring at Podium	Subcontractor to Tishman

Copies of executed agreements are available to the Massachusetts Gaming Commission's Representative for review.



QUARTERLY STATUS REPORT: APRIL-JUNE 2017

135.02.5d To ensure adherence to the project schedule approved pursuant to 205 CMR 135.02(2) or (4), the gaming licensee shall submit to the commission in a media, format and level of detail acceptable to the commission, quarterly a status report including:

(d) a status report reflecting the progress of construction and certifying compliance with the approved project schedule for major stages of construction. In the event that the progress of construction does not comply with the project schedule approved pursuant to 205 CMR 135.02, the licensee shall submit a detailed plan to bring the progress of construction into compliance with the approved project schedule or submit a request for a revised project schedule pursuant to 205 CMR 135.02(4)

5 STATUS OF WORK COMPLETED / PROGRESS PHOTOGRAPHS

5a STATUS OF WORK COMPLETED

The following onsite activities took place in the second quarter of 2017:

- Parking Garage: Precast erection was completed and a topping off ceremony occurred on May 17. Above ground mechanical, electrical and plumbing installation; waterproofing and caulking; interior masonry wall erection in electric/IDF rooms; painting and line striping; installation of storefront; and elevator construction work is ongoing. The Parking Garage crane was disassembled and removed. Slab on grade concrete is 90% complete.
- Hotel: Above ground storm piping, spray on fireproofing, exterior framing and power distribution work is ongoing. Floor leveling, scaffold erection, temporary power and lighting installation, and installation of above ground storm piping took place.
- Podium: Installation of above ground storm piping; exterior framing; overhead mechanical, electrical and plumbing (MEP) installation; roofing; interior framing; fire protection; and power distribution work is ongoing. Scaffold erection and wrapping; slab on metal deck placements; temporary power and lighting installation; miscellaneous concrete masonry wall construction; and spray on fireproofing work is ongoing. Steel erection, roof curb installation and tower crane demobilization took place.
- 95 State Street: Interior demolition; floor leveling; exterior façade work; and window delivery and installation work is ongoing. Installation of a swing stage system for façade repair work took place.
- Church: Waterproofing of the foundation took place.
- Armory, Dave's Furniture, Plaza: No work this period.
- Entertainment block: Spray on fireproofing; temporary power and lighting installation; scaffold erection and wrapping; and exterior framing work is ongoing. Steel erection and air handling unit and roof curb installation took place.
- Surrounding Streets/Offsite Utilities:
 - Main Street: Reflectorized drums have been placed in the south bound lane to shift traffic from 6am-6pm to allow for the unloading of certain materials onto the construction site. The barrels are moved out of the road at the end of each day to allow parking during non-working hours. Two way traffic is maintained at all times and police details are present.
 - Beginning in mid June and continuing throughout the summer, utility work will be taking place at the intersections of Union, Howard West, and Bliss Street with East Columbus Ave. During this work, Union Street will be closed to through traffic from Main Street to East Columbus Avenue.



QUARTERLY STATUS REPORT: APRIL-JUNE 2017

- Water bypass work took place on Bliss and Howard Streets.
- Central Electric Facility (CEF): Core and shell work and equipment load in took place.
- Model Room: Construction was completed on the hotel room mock-up.

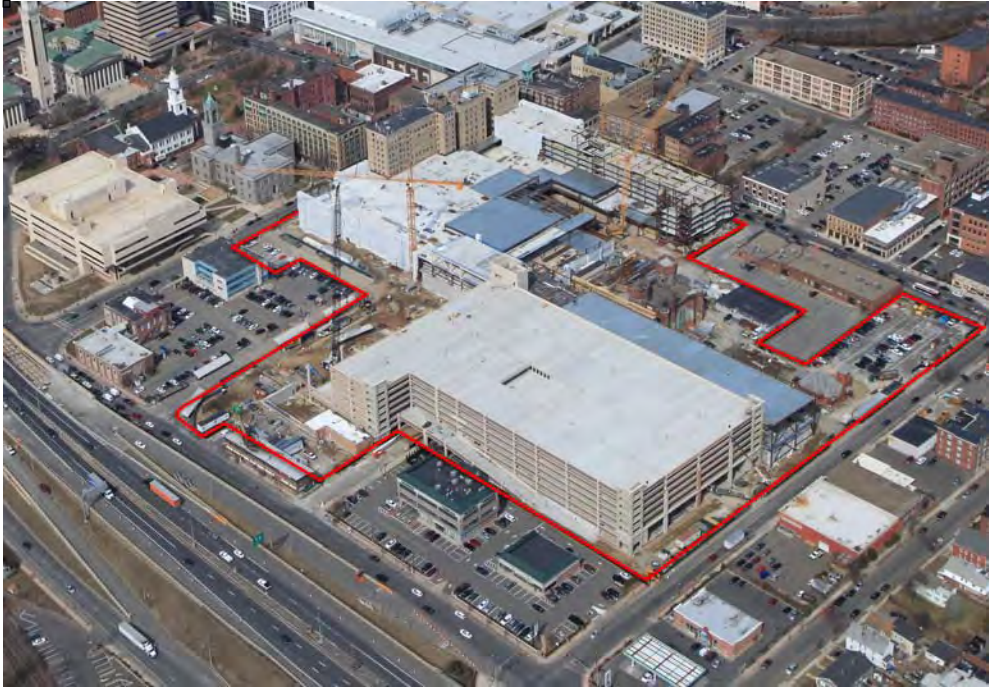
Design Progress

- A 95% progress set was submitted to both the City of Springfield and Springfield Historical Commission, comprised of the following packages:
 1. Podium Core and Shell
 2. Podium Fit-Out
 3. Hotel Fit-Out
 4. 95 State Street
 5. 101 State Street Ground Floor
 6. Armory Envelope Repairs
 7. Armory Fit-Out
 8. Parking Garage
 9. Signage
 10. Site Landscape
 11. Civil Site Plan
 12. Offside Roadway
 13. Childhood Center
 14. Square Footage Calculations
- Design work on the Childcare Center continued, and construction documents were issued for bid.
- Exterior signage concepts were developed and will be presented to the Springfield City Council in the next quarter.
- Delta 2 to the 95 State Street permit set was issued.
- The Hotel and Podium Fit Out permit packages were issued, as well as Delta 1 to the Podium Fit Out.
- Delta 6 to the Podium Core and Shell permit set was issued.
- Addendum 3 to the Civil Site plans was issued to the Springfield Department of Public Works.

QUARTERLY STATUS REPORT: APRIL-JUNE 2017

5b PROGRESS PHOTOGRAPHS

A set of construction site progress photographs as of June 30, 2017 is included in this document as Appendix E. The overall aerial and panoramic views below show progress over the course of the 2nd Quarter, including substantial garage precast and podium structural steel erection, roofing and scaffolding.



March 13, 2017



June 20, 2017




QUARTERLY STATUS REPORT: APRIL-JUNE 2017

Parking Garage progress comparison in the last three months:



March 13, 2017



June 20, 2017



QUARTERLY STATUS REPORT: APRIL-JUNE 2017

Aerial view from Armory over the last three months:



March 13, 2017



May 23, 2017



June 20, 2017



QUARTERLY STATUS REPORT: APRIL-JUNE 2017

135.02.6 The licensee shall have a continuing obligation, pursuant to 205 CMR 120.01(2) to timely provide to the commission an updated permits chart and all documents and information listed in 205 CMR 120.01: Permitting Requirements, as well as any updates to the MEPA process such that the commission is continuously apprised of all material developments with respect to all permits and approvals required for the gaming establishment. Pursuant to 205 CMR 120.01(1)(h) the licensee shall provide to the commission copies of any appeal within 20 days of filing, whether to a municipal or state entity or for judicial review, filed with respect to any permit of approval listed in 205 CMR 120.01(1) along with a copy of the docket sheet and each decision on any appeal.

6 PERMITS

The following is the status of required permits and approvals, including local permits issued in the First Quarter of 2017:

AGENCY OR GOVERNING LEGAL AUTHORITY	PERMIT, REVIEW, OR APPLICATION	DATE APPLICATION SUBMITTED OR ESTIMATED ANTICIPATED APPLICATION DATE
FEDERAL		
1. US Environmental Protection Agency (EPA)	USEPA Construction General Permit	Permit received 2/23/15: USEPA MAR120000
	NPDES General Permit	Permit for Main St. and East Columbus Ave. received 3/9/15: MAR12B410
	NPDES Remediation General Permit (RGP)	Based on foundation design, no permit is expected to be required.
2. Federal Aviation Administration	Determination of No Hazard to Air Navigation	Approval letters received April 13, 2016: 2016-ANE-471-OE for Hotel/Casino 2016-ANE-471-OE for Parking Garage
		Approval letters received July 14, 2016 for Tower Crane and Liebherr 1250 Crawler Crane
	Form 7460-2: Notice of Actual Construction or Alteration	To be e-filed for Hotel/Casino and Parking Garage within 5 days after the construction reaches its greatest height.
STATE		
1. Massachusetts Gaming Commission	Gaming License	Received 11/7/14
	Findings issued pursuant to M.G.L. ch. 30 sec. 61	Section 61 Findings issued by MGC on Dec. 17, 2015.
	Site Plan Approval	Final Design/Site Plan approved by unanimous vote at meeting on May 12, 2016.

QUARTERLY STATUS REPORT: APRIL-JUNE 2017

2. Executive Office of Energy and Environmental Affairs	Massachusetts Environmental Policy Act (MEPA) Review	Certificate on Final Environmental Impact Report Received 12/31/14 (EEA 15033); Certificate on Notice of Project Change (NPC) finding no Supplement Environmental Impact Report required issued 11/25/15.
3. Massachusetts Department of Environmental Protection (MA DEP)	Underground Injection Control (UIC) BRP WS-06	To be filed at project completion
	Construction Dewatering Permit	Based on foundation design, no permit is required as groundwater can be managed internal to the site boundary. A permit will be pursued if any deeper excavation is required.
4. Massachusetts Historical Commission (MHC)	Review of project relative to potential effects of State Register historic/ archeological resources	Final Memorandum of Agreement Approved by MGC on December 17, 2015 and Signed by MHC on December 18, 2015.
5. Massachusetts Department of Transportation (MassDOT)	Findings pursuant to M.G.L c. 30, sec. 61	Section 61 Findings issued by MassDOT on March 28, 2016.
	Category III Application for Permit to Access State Highway – Package 1 of 2	MGM submitted a 25% design package and Design Exception Report for MassDOT review on 2/8/16– assumed to be a Category III Application for Permit to Access State Highway. Comments on the 25% level package received 4/11/16. Comments were addressed in a 75/100% design package submitted for MassDOT's review on 5/23/16. PS&E design package submitted 9/7/16 for MassDOT's review. Minor comments received and incorporated in final submission of 10/20/16. Highway Access Permit #2-2016-0079 granted on 11/9/16 for construction of multimodal roadway and traffic control improvements for all work affecting the State's infrastructure.
	Category III Application for Permit to Access State Highway – Package 2 of 2	The 25/75% submission for the Intelligent Transportation System (ITS) enhancements and roadway lighting mitigation as part of Package 2 was submitted to MassDOT on 12/2/16. Comments were received from MassDOT's District 2 office in early 2017. The 100%/PS&E drawings incorporating those comments were submitted on 3/6/17. Comments on that package were received on April 7, 2017 and the response is being prepared.
6. Massachusetts Dept. of Housing & Community Development	Chapter 121A Designation as an Urban Redevelopment Project	Approval letter received 12/31/14

QUARTERLY STATUS REPORT: APRIL-JUNE 2017

7. Massachusetts Department of Public Safety	New Elevator Construction Permit	New installation of direct hydraulic freight elevators at 1200 Main Street, 2/6/17: ELV17-0331 and EV17-0328
		New installation of direct hydraulic freight elevators at 1200 Main Street, 2/28/17: ELV17-0493 and ELV17-0494.
		New installation of traction passenger elevators at 1200 Main Street-Parking Garage, 3/20/17: ELEV17-0644, ELEV17-0645, ELEV17-0646, ELEV17-0648, ELEV17-0649, ELEV17-0650, ELEV17-0606, ELEV17-0607.
	Certificate For Use of Man/Material Hoist	Certificate for Use of Elevator, 1441 Main Street, 3/21/17: INS-088733 and INS088738
	Storage Permit	Not required per 527 CMR 9.00. No fuel tanks in excess of 10,000 gallons are expected to be included in the project.
8. Commonwealth of Massachusetts-Dept. of Fire Services-Office of State Fire Marshall	Storage Tank Removal Permit	None this reporting period.
9. Massachusetts Division of Fisheries and Wildlife	Natural Heritage and Endangered Species Prog.	Filing exemption for Memorial Bridge improvements received on 6/21/16.
LOCAL PERMITS AND APPROVALS UPDATE FOR APRIL-JUNE, 2017		
1. City of Springfield Department of Public Works – Engineering Division	Site Plan/Development Plans	Plan set titled Site Improvement Plans MGM Springfield, Springfield MA, Approval Letter Dated 05/24/17
	Non-Excavation Occupancy	Staging Area on Union Street for concrete trucks, Union Street between Walnut and Colton, 4/4/17: 20170398
		Occupancy required to provide safe construction & traffic mitigation for MGM work on Union St. between Walnut and East Columbus Ave. at Union Street between Walnut and Colton, 6/23/17: 20171387
	General Roadway Excavation, Trenching	Reconstruction work, MGM off site roadwork restoration. Work will be on Boland Way between East Columbus Ave. and Hall of Fame Ave. at Boland Way between Main St. and W. Columbus Ave, 5/26/17: 20171080

QUARTERLY STATUS REPORT: APRIL-JUNE 2017

City of Springfield Department of Public Works – Engineering Division, continued	General Roadway Excavation, Trenching, continued	Reconstruction work, MGM off site roadwork restoration. Work will be on the Memorial Bridge between Hall of Fame Ave. and Rt. 5 rotary at Hall of Fame Ave. between West St. and Boland Way, 5/26/17: 20171079
		Reconstruction work, MGM off site roadwork restoration. Work will be on Dwight St. between Patton St. and Congress St. at Dwight St. between Worthington St. and Lyman St., 5/26/17: 20171078
		MGM off-site project work at 25 various locations. Completing traffic signal maintenance and Operational work at various locations, 5/26/17: 20171081
		Reconstruction work, MGM off site roadwork restoration. Work will be on Plainfield St. between John St. and West St. at Plainfield St. between Clayton St. and Chicopee Line, 5/26/17: 20171077
		Reconstruction work, MGM off site roadwork restoration. Work will be on Plainfield St. from St. George St. to and connecting Rd. at Plainfield St. between Clayton St. and Chicopee Line, 5/26/17: 20171076
		Excavating, backfill and patching for installation of water main on East Columbus Ave. between Union St. and State St. at East Columbus Ave. between Bruno St. and State St., 6/23/17: 20171388
		Excavating, backfill and patching for repair of water main AVA on Main St. between State St., and Stockbridge St. at Main Street between Gridiron and Union, 6/23/17: 20171389
	East Columbus Avenue Utility Installation	Traffic Management Plan sheets 12, prepared by Howard/Stein-Hudson, dated May 5, 2017 at MGM Springfield 6/14/17: Approval Letter dated 06/14/17
2. City of Springfield – Code Enforcement/Building Division	Building Permit Alteration	Install a fire alarm system for the ramp access open parking garage, 4/24/17: 17BLDOT-00100AL
	Permit To Do Fire Extinguishing Equipment	Installation of Sprinkler System at 95 State Street, 6/23/17: 17BDOT-000027SP
	Permit To Do Electrical Wiring	Installation of electrical decodes/lighting fixtures at 99 Union Street, 4/24/17 17BDOT00541EL
		MGM-Install power dist system / Branch power / Lighting / Circuits / Fire Alarm / Tel+Data+LV Raceway / Rough for 338020 sqft Podium - MGM Casino at

QUARTERLY STATUS REPORT: APRIL-JUNE 2017

City of Springfield – Code Enforcement/Building Division, continued	Permit To Do Electrical Wiring, continued	1200 Main Street, 6/20/17: 17BDOT-01335EL
	Permit To Do Gas Piping	1st Fl 7 test unit heater at 99 Union Street, 6/1/17: 17BDOT-00541GA
	Permit To Do Plumbing	1st Fl water piping at 99 Union Street, 6/1/17: 17BDOT-00347PL 2nd thru 6th floor 19 tubs, 6 Floor/Area drains, 277 lavs, 240 Showerstalls, 260 toilets at 12 MGM Way, 5/11/17: 17BDOT-00301PL
3. City of Springfield Historical Commission	MHC Review Concurring Party; Demolition Delay	SHC approved changes to design for purposes of historic resources and revised MOU on 10/23/15.
4. Springfield City Council	Overlay District Special Permit	Overlay District Special Permit approved by City Council on December 22, 2015.
5. Springfield City Council	Site Plan Review	MGM Site Plan submission deemed completed on November 23, 2015. The City Council voted to approve the plan on 2/22/16.
	Amendments to HCA	Amendment No. 1 approved by Council vote on 6/22/15. Amendment No. 2 approved by Council vote on 2/22/16.
	Public Way Discontinuance Approval	The City Council voted to approve street discontinuances of both Bliss and Howard Streets on 1/26/16.
6. City of Springfield Department of Health and Human Services	Food Service Establishment Permit	TBD as venues are finalized
7. City of Springfield – Forestry Division	Municipal Tree Work Permit	None this reporting period.
8. Springfield Water and Sewer Commission		None this reporting period
9. City of Springfield – Fire Prevention Bureau	Sprinkler Shut Down	None this reporting period.
10. City of Springfield – Fire Prevention Bureau	Installation of Above Ground Storage Tank Permit(s)	To be filed at installation of emergency generators and fire pump.
	Fuel Oil, Gasoline and Diesel Fuel Storage Permit	To be filed prior to occupancy of the Parking Garage.
11. City of Springfield – Conservation Comm.	Wetlands Protection Act Filing Exemption	None this reporting period.

QUARTERLY STATUS REPORT: APRIL-JUNE 2017

135.02.7 In furtherance of specific goals for the utilization of minorities, women and veterans on construction jobs, the licensee shall send and provide a copy to the commission, to each labor union or representative of workers with which the licensee has a collective bargaining agreement or other contract of understanding, a notice advising the labor union or workers representative of the licensee's commitments pursuant to M.G.L. c. 23K §(15) and §§21(a)(21) and (22).

7 ORGANIZED LABOR LETTER

The Project Labor Agreement (PLA) was executed on February 26, 2015. Article XVIII on Page 25 of the Agreement states the construction manager and labor unions' commitment to comply with Owner's Diversity and Affirmative Marketing Program as adopted on January 22, 2015.

A copy of the executed PLA is available to the Massachusetts Gaming Commission's Representative for review.

135.02.8 Prior to the gaming establishment opening for business, in furtherance of specific goals for the utilization of minority business enterprises, women business enterprises and veteran business enterprises as vendors in the provision of goods and services to the gaming establishment, the licensee shall provide to the commission an affirmative marketing plan in which the licensee identifies specific goals, expressed as an overall program goal applicable to the total dollar value of contracts entered into, for the utilization of minority business enterprises, women business enterprises and veteran business enterprises to participate as vendors in the provision of goods and services procured by the gaming establishment and any businesses operated as part of the gaming establishment; provided, however, that the specific goals for the utilization of such minority business enterprises, women business enterprises and veteran business enterprises shall be based on the availability of such minority business enterprises, women business enterprises and veteran business enterprises engaged in the type of work to be contracted by the gaming licensee.

8 OPERATIONAL PHASE DIVERSITY PROGRAM FOR EQUAL OPPORTUNITY


MGM's Diversity and Affirmative Marketing Program was approved on January 22, 2015. MGM will comply with this program to meet goals for Diversity participation in the operational phase of the project.

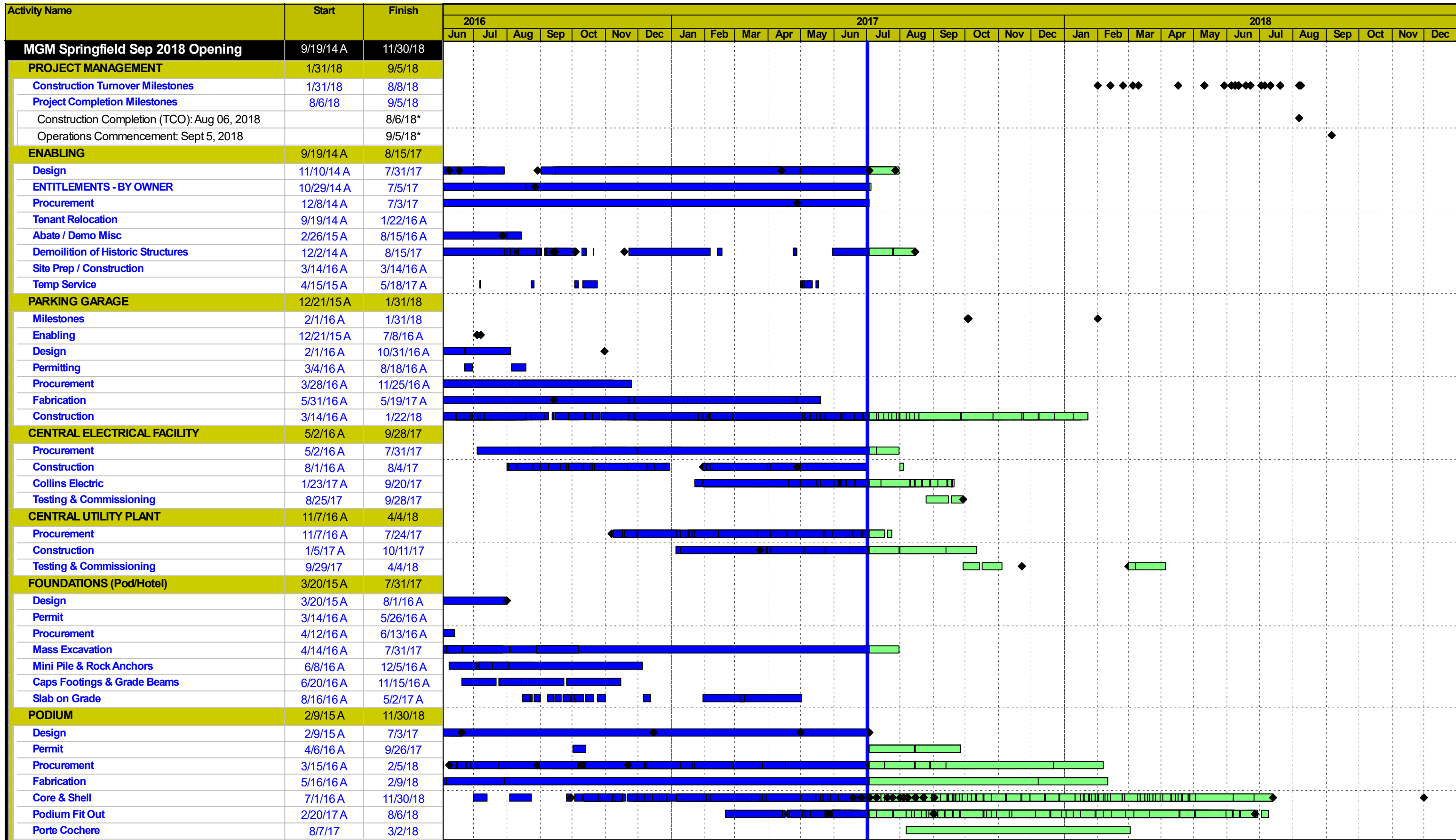
APPENDIX A

LEVEL 1 AND LEVEL 2 PROJECT SCHEDULES

JULY 5, 2017 (DATA DATE JULY 2, 2017)

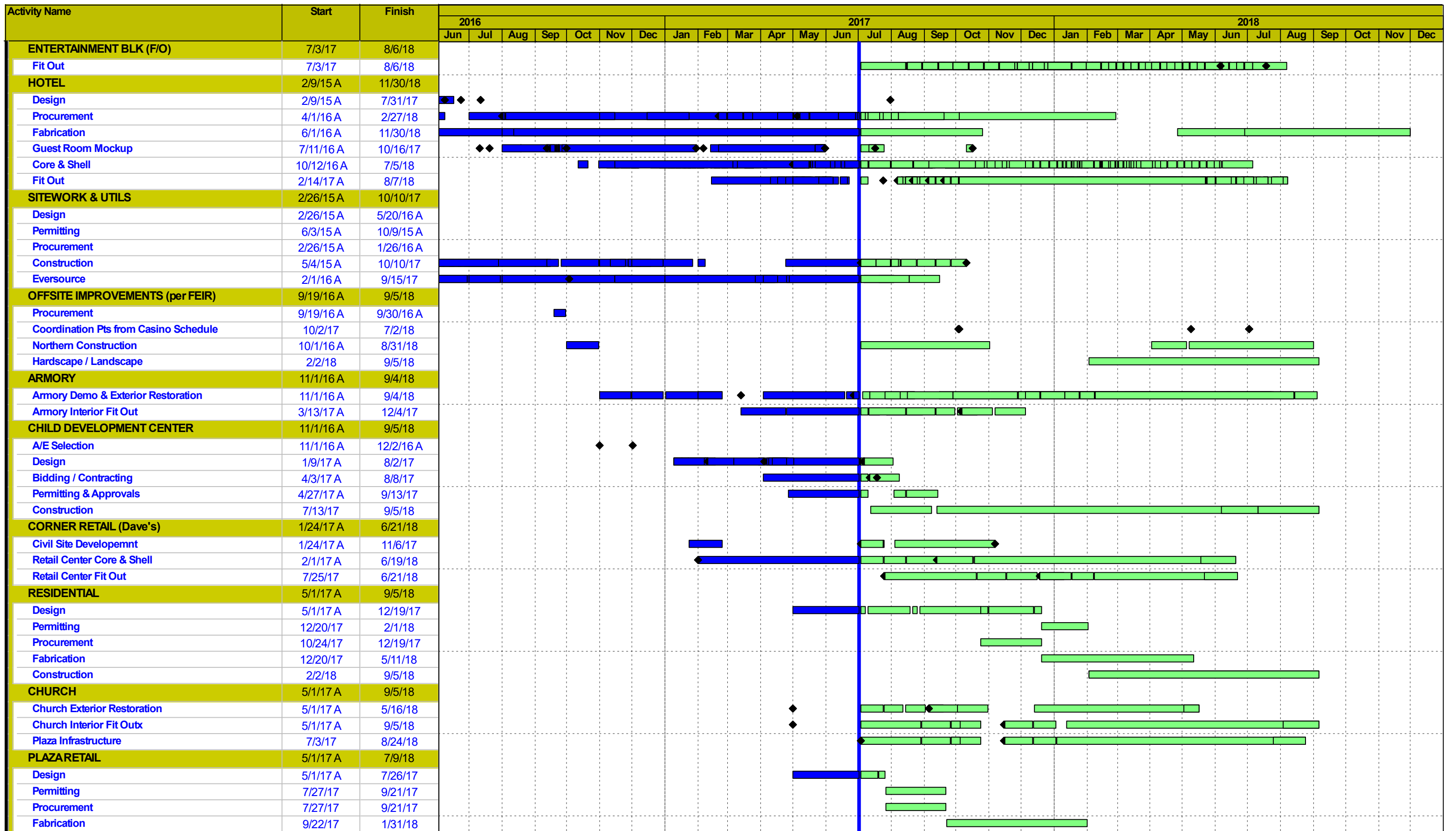
MGM Springfield Project Schedule





- Actual Work
- Remaining Work
- Critical Remaining Work
- ◆ Milestone





- Actual Work
- Remaining Work
- Critical Remaining Work
- ◆ Milestone



MGM Springfield Sep 2018 Opening Page 2 of 3
Level 2 Summary / Data Date 7/2/17 / Printed 7/5/17



APPENDIX B

PRESENTATION TO THE ACCESS AND OPPORTUNITY COMMITTEE OF JULY 11, 2017

Access and Opportunity Committee

July 11, 2017



Agenda

1. Outreach Update
2. Construction Workforce
3. Design Commitments
4. Construction Commitments



Outreach Update



OUTREACH UPDATE

1. Outreach to MBE, WBE & VBE Companies
2. Community Partners Network
3. Union Partnership & Outreach
4. Other Diversity Outreach Work
5. Upcoming Events

OUTREACH TO MBE, WBE & VBE COMPANIES

Construction:

Ref	Company	Location	Diversity Status
1	Construction Labor Unlimited	West Springfield, MA	WBE
2	Dagle Electrical Construction Corp.	Melrose, MA	WBE
3	Sullivan & Narey Construction Co., Inc.	Holyoke, MA	VBE

Supplier:

4	J.F. Duncan Industries, Inc. – Duray	Downer, CA	MBE
5	Quinette King Consulting	Las Vegas, NV	MBE
6	United Personnel Services, Inc.	Springfield, MA	WBE

Consultant:

7	Hyde Business Services	Medina, MN	WBE
---	------------------------	------------	-----

COMMUNITY PARTNERS NETWORK UPDATES

Outreach Update

Community Partners Network Update:

- 27 current partners representing community and social service agencies throughout Western Massachusetts
- 1 new community organization joined the CPN in June:
 - Women In Business Club
- 2 Steering Committee meetings held in May



COMMUNITY PARTNERS NETWORK UPDATES

Sub-Committee Updates

Membership:

- Continuing membership drive for new community based organizations to join the CPN
- Planning CPN Membership Night for July 2017



COMMUNITY PARTNERS NETWORK UPDATES

Action Teams Updates

Advocacy Team:

- Continued one on one meetings with the Union Business Agents and Apprenticeship Directors
- Continued meetings with local owners/developers of major construction projects to encourage diversity contracting and workforce requirements and programming
- Continued negotiations with Baystate Medical Center Construction Department on Baystate implementing diversity requirements as asked by the CPN



COMMUNITY PARTNERS NETWORK UPDATES

Action Teams Updates

Work Readiness/Union Referral Team:

- 3 sub-teams of the committee - Total Current Caseload: 257



1. Already in the union: 103 Workers

- Working with MGM to place diverse union members on the MGM Springfield project
- MGM Diversity Watch List of New Diverse Apprentices: Tracking new apprentices on our job; paying special attention to women
- Working with unions to identify other work sites that new diverse apprentices and/or union members might be able to find work
- Sharing information on these union members with other general contractors and developers looking for diverse union members. This will be piloted through the Baystate/CPN Partnership soon

COMMUNITY PARTNERS NETWORK UPDATES

2. Union Eligible: 50 Eligible Applications

- Working with new diverse union applicants who have been assessed as eligible
- Working with new diverse union applicants who have been assessed and determined to have high likelihood of success at being accepted into the union and in completing union apprenticeship programs
- Providing new union applicants with access to referral sources to help with any issues impeding successful placement in apprenticeship program or work site

3. Non-Eligible: 104 Not Eligible or Pending Assessment

- Working with Applicants/Referrals who were assessed and determined not eligible/ready to apply to a union apprenticeship program or who are still pending assessment
- Team works with these individuals on case management and referral to community and social service organizations to help them get union and/or work ready
- Coordinates the CPN Training/Workshops Calendar

UNION PARTNERSHIP & OUTREACH

Continued meetings and discussions with local trade unions to include:

- CPN Steering Committee members met with three (3) union business managers this month:
 - Assistance with targeted diversity recruitment based on the needs of the individual trade union
 - Assistance with upcoming new Union Apprenticeship Enrollment events
 - Partnerships on upcoming outreach events
 - Addressing challenges of newly accepted union members and working with a community sponsor to assist in retaining new members



UNION PARTNERSHIP & OUTREACH

Continued referrals and tracking of new diverse union applicants in their union application process. To our knowledge, there were 8 new applicants from the Eligible Applicant Pool who put in applications at unions in June.

- **Seven (7) newly identified union members** looking for work identified through outreach and added to the MGM Springfield Available Labor Pool list and shared with Tishman Construction and MGM Springfield Sub-Contractors looking for union workers



OTHER DIVERSITY WORK & OUTREACH/ EVENTS

Ongoing Diversity Work:

- Diversity Task Force Meeting
- CPN Steering Committee Meetings
- Out of Work Union Members/Contractors Meet & Greet
- New Union Apprentice & CPN Meet & Greet
- CPN Workforce Readiness Training



BUILDING A STRONG FOUNDATION

ARE YOU A UNION TRADESPERSON INTERESTED IN WORKING ON THE MGM SPRINGFIELD PROJECT?

Effective January 31, MGM Springfield will host office hours every Tuesday and Friday from 9:30 AM and 11:00 AM for union tradespeople interested in work on the Springfield project. These 20 minute 1-on-1 informational meetings are by appointment only. MGM Springfield construction staff will explain the process for working on the job site and will take the opportunity to learn about your trade history and experience. Minority, women, veteran, and local western Massachusetts' union tradespeople are strongly encouraged to attend.

When: Tuesdays and Fridays
20-minute slots available from 9:30 a.m. to 11:20 a.m.
BY APPOINTMENT ONLY
To schedule an appointment, email cbrown@mgspringfield.com

Where: MGM Springfield Construction Office
101 State Street, Suite 701
Springfield, MA 01144


MGM
SPRINGFIELD

Equal Opportunity and Affirmative Action

DIVERSITY SUCCESS STORIES

Diversity Success Story: July 2017 Spotlight

S-Cel-O The Painting Company

Springfield Based M/WBE

Construction Workforce



WORKFORCE DIVERSITY STATISTICS - UNION

AS OF JUNE 30, 2017

Group	Project Goals	Project To Date %
Women	6.90%	8.47%
Minority	15.30%	26.67%
Veteran	8.00%	9.36%

Notes:

(1) Statistics include all workforce reports that were received by MGM as of June 30, 2017.

WORKFORCE DIVERSITY STATISTICS - TOTAL

AS OF JUNE 30, 2017

Group	Project Goals	Project To Date %
Women	6.90%	9.78%
Minority	15.30%	23.52%
Veteran	8.00%	10.20%

Notes:

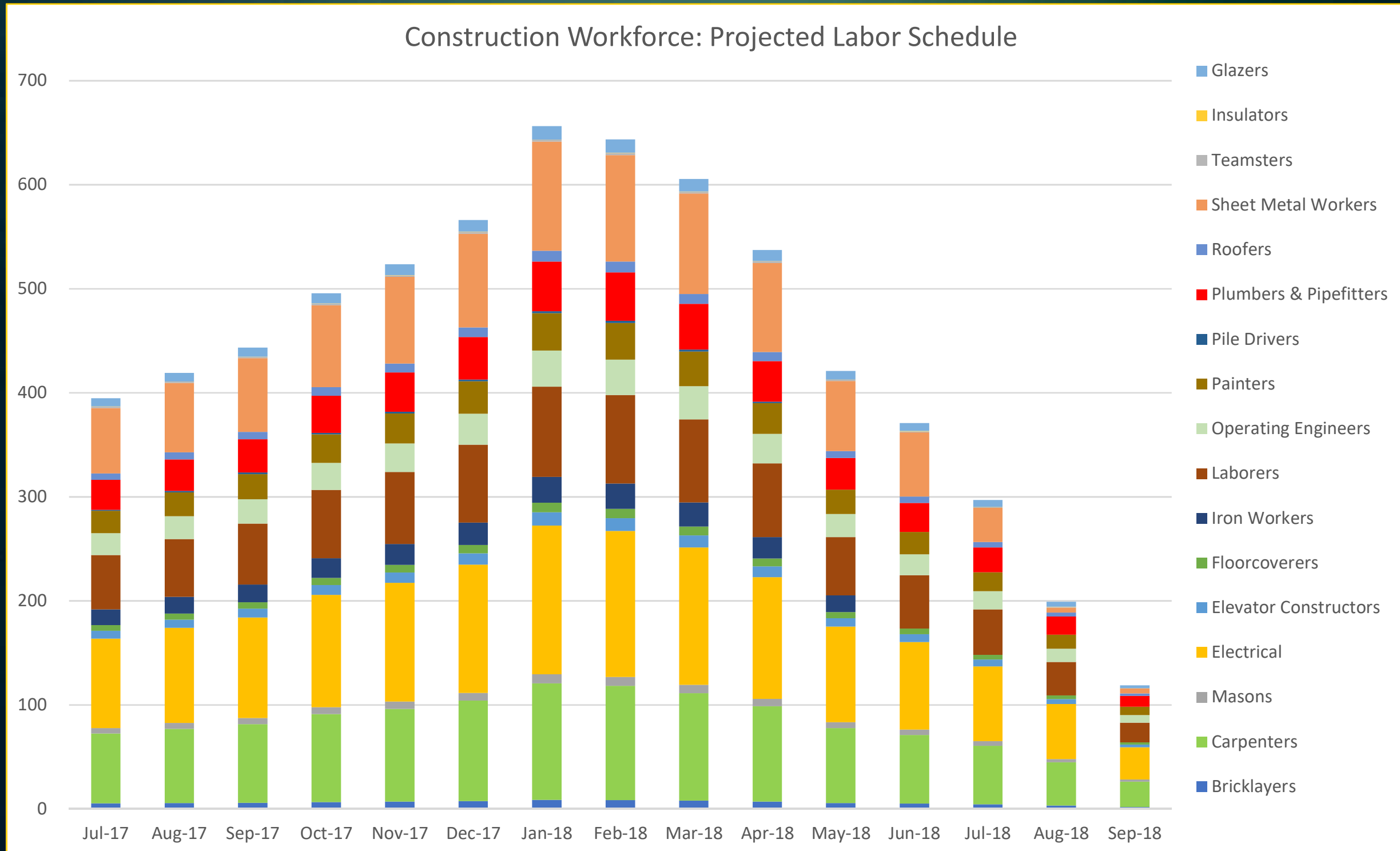
- (1) Statistics include all workforce reports that were received by MGM as of June 30, 2017.
- (2) The Diversity plan approved by the MGC allows reporting to include hours allocated to multiple diversity categories. 6.41% of total workforce hours are included in two of the diversity categories and 0.33% of total workforce hours are included in three diversity categories.
- (3) While this is not a reporting requirement of the approved diversity plan, the total hours worked through 2nd Quarter 2017 is as follows:
 - Approximately 38% are from Springfield/ Surrounding Communities
 - Approximately 59% are from Western Massachusetts
 - Approximately 81% are from Massachusetts

WORKFORCE 3 MONTH LOOK AHEAD

1. **Work in Progress** - Water/Sewer/Gas/Electric Infrastructure
2. **Work in Progress** - Generator Switch Gear Area
3. **Work in Progress** - Interior Fitout of 95 State
4. **Work in Progress** - Scaffolding
5. **Work in Progress** - Spray Fireproofing
6. **Work in Progress** - Garage Interior MEP, Sprinklers, Storm
7. **Work in Progress** - MEP Distribution for Podium
8. **Work in Progress** - Interior Masonry
9. **Work in Progress** - Garage Elevators
10. **Work in Progress** - Garage Erection
11. **Work in Progress** - Concrete Slab on Metal Deck
12. **Work in Progress** - Podium roofing
13. **Work in Progress** - Building Enclosure
14. **Work in Progress** - Exterior Framing
15. **Work in Progress** - Major Equipment for Central Plant
16. **Work in Progress** - Interior Framing
17. June 2017 - Hotel MEP
18. July 2017 - Electrical/ Low Voltage
19. August 2017 - Food Service Equipment

CONSTRUCTION WORKFORCE

PROJECTED LABOR SCHEDULE



Design & Construction Commitments



DESIGN & CONSTRUCTION COMMITMENTS

AS OF JUNE 30, 2017

Group	Project Goals	Commitments	Variance	Company Count	Value
WBE	10.0%	19.5%	9.5%	66	\$80.89M
MBE	5.0%	8.9%	3.9%	40	\$36.66M
VBE	2.0%	7.6%	5.6%	23	\$31.61M

Notes:

(1) Total Commitments through June 30, 2017 are \$414.2M.

(2) Includes companies that are certified with the following agencies:

- MBE - Massachusetts Supplier Diversity Office or Greater New England Minority Supplier Development Council.
- WBE - Massachusetts Supplier Diversity Office or Women's Business Enterprise National Council.
- VBE - United States Department of Veteran Affairs or Massachusetts Gaming Commission.

WBE = Woman-owned Business Enterprise; MBE = Minority-owned Business Enterprise; VBE = Veteran-owned Business Enterprise.

Design & Consulting Commitments



DESIGN & CONSULTING COMMITMENTS

AS OF JUNE 30, 2017

Group	Project Goals	Commitments	Company Count	Value
WBE	10.0%	16.5%	18	\$6.99M
MBE	5.0%	12.7%	16	\$5.38M
VBE	2.0%	7.1%	3	\$2.99M

Notes:

(1) Total Commitments through June 30, 2017 are \$42.26M.

(2) Includes companies that are certified with the following agencies:

- MBE - Massachusetts Supplier Diversity Office or Greater New England Minority Supplier Development Council.
- WBE - Massachusetts Supplier Diversity Office or Women's Business Enterprise National Council.
- VBE - United States Department of Veteran Affairs or Massachusetts Gaming Commission.

WBE = Woman-owned Business Enterprise; MBE = Minority-owned Business Enterprise; VBE = Veteran-owned Business Enterprise.

DESIGN & CONSULTING COMMITMENTS

AS OF JUNE 30, 2017

Ref	Company	Scope	Location	Diversity Status
1	AAC Investments, LLC	Interior Design	Los Angeles, CA	WBE
2	AFO Project Consulting, LLC	Construction Consulting	Las Vegas, NV	VBE
3	Akal Engineering, Inc.	MEP Consulting Engineering Services	Boylston, MA	MBE
4	Andelman & Lelek Engineering, Inc.	Energy Modeling	Norwood, MA	WBE
5	Blackford, LLC	Construction Management	Las Vegas, NV	VBE
6	Black Hawk Group	Consulting Engineer Services	Philadelphia, PA	MBE
7	C&C Consulting Engineers, LLC	Structural Peer Review	Allston, MA	MBE
8	Calvin Consulting Services, LLC	Construction Consulting	Las Vegas, NV	WBE
9	Communications for Design LLC	Design and Project Management Support Services	Northfield, MN	WBE
10	Convergent Technologies	Acoustics/ Audio Visual/ IT/ Low Voltage	Lockport, NY	WBE
11	Copley Wolff Design Group, Inc.	Full Landscape Architectural Services	Boston, MA	WBE
12	Desert Construction Consulting, Ltd	Estimating and Contractor Bidding Services	Henderson, NV	MBE
13	Desman, Inc.	Parking Garage Bridging Documents (LOA)	Boston, MA	MBE
14	Dietz & Company Architects, Inc.	Full Service Architecture and Interior Design	Springfield, MA	WBE
15	Engineers Design Group, Inc.	Structural Engineering Consulting Services	Malden, MA	MBE
16	Erin Chrusciel Photography, LLC	Photography	East Longmeadow, MA	WBE
17	Fernandez & Associates	Fire Protection Design and Code Consulting Services	Byfield, MA	MBE
18	Hamilton Anderson Associates, Inc.	Architectural Services	Detroit, MI	MBE

Notes:

- (1) Includes companies that are certified with the following agencies:
- MBE - Massachusetts Supplier Diversity Office or Greater New England Minority Supplier Development Council.
 - WBE - Massachusetts Supplier Diversity Office or Women's Business Enterprise National Council.
 - VBE - United States Department of Veteran Affairs or Massachusetts Gaming Commission.
- (2) Green highlighted companies have been paid as of May 31, 2017.
- WBE = Woman-owned Business Enterprise; MBE = Minority-owned Business Enterprise; VBE = Veteran-owned Business Enterprise.

DESIGN & CONSULTING COMMITMENTS

AS OF JUNE 30, 2017

Ref	Company	Scope	Location	Diversity Status
19	Hyde Business Services, LLC	Permit and Community Commitment Coordination	Medina, MN	WBE
20	Independent Design, LLC	Building Design/ Historic Restoration	Quincy, MA	WBE
21	JoAnn Jones	Administrative Services	Henderson, NV	WBE
22	Marshall Moya Design, LLC	Architectural Services	Washington, DC	MBE
23	Maryann Thompson Architects	Architectural Design Services	Henderson, NV	WBE
24	MCLA, Inc.	Lighting	Washington, DC	WBE
25	Nitsch Engineering, Inc.	Engineering Services	Boston, MA	WBE
26	Pristine Engineers, Inc.	MEP Peer Review Services	Raynham, MA	MBE
27	Renderready, LLC	Rendering and Graphic Design	Albuquerque, NM	MBE
28	RSE Associates, Inc.	Engineering Design	Watertown, MA	MBE
29	Soden Sustainability Consulting, LLC	LEED	Winchester, MA	WBE
30	Spec's Design Group, LLC	Interior Design	Springfield, MA	WBE
31	Stevens & Associates	Façade Stabilization Design	Brattleboro, VT	VBE
32	Timothy Haahs & Associates, Inc.	Architect and Engineer of Record/ Parking Consultant	Blue Bell, PA	MBE
33	Two Twelve	Graphic Designer	New York, NY	WBE
34	US Inspection & Consulting, LLC	Construction Inspections	Lake Havasu City, AZ	MBE
35	VAV International, Inc.	Mechanical Consulting	Woburn, MA	MBE
36	WA Architects, Inc.	Architectural Services	Cleveland, OH	MBE
37	YA Construction Services, LLC	MEP Peer Review	St. Louis, MO	WBE

Notes:

- (1) Includes companies that are certified with the following agencies:
 - MBE - Massachusetts Supplier Diversity Office or Greater New England Minority Supplier Development Council.
 - WBE - Massachusetts Supplier Diversity Office or Women's Business Enterprise National Council.
 - VBE - United States Department of Veteran Affairs or Massachusetts Gaming Commission.
 - (2) Green highlighted companies have been paid as of May 31, 2017.
- WBE = Woman-owned Business Enterprise; MBE = Minority-owned Business Enterprise; VBE = Veteran-owned Business Enterprise.

Construction Commitments



CONSTRUCTION COMMITMENTS

AS OF JUNE 30, 2017

Group	Project Goals	Commitments	Company Count	Value
WBE	10.0%	19.9%	48	\$73.90M
MBE	5.0%	8.4%	24	\$31.28M
VBE	2.0%	7.7%	20	\$28.62M

Notes:

(1) Total Commitments through June 30, 2017 are \$371.9M.

(2) Includes companies that are certified with the following agencies:

- MBE - Massachusetts Supplier Diversity Office or Greater New England Minority Supplier Development Council.
- WBE - Massachusetts Supplier Diversity Office or Women's Business Enterprise National Council.
- VBE - United States Department of Veteran Affairs or Massachusetts Gaming Commission.

WBE = Woman-owned Business Enterprise; MBE = Minority-owned Business Enterprise; VBE = Veteran-owned Business Enterprise.

DIVERSE CONSTRUCTION COMPANIES

AS OF JUNE 30, 2017

Ref	Company	Scope	Location	Diversity Status
1	Aces Enterprises, LLC	Steel Plate Supplier	Dunlap, IL	VBE
2	AeroSage, LLC	Materials Fabricator	Tampa, FL	VBE
3	Alares, LLC	Commissioning and Construction Services	Quincy, MA	VBE
4	All American Signs	Signage	Plymouth, MA	VBE
5	Alonzee Consulting	Construction Consulting	Las Vegas, NV	WBE
6	American Environmental, Inc.	Abatement	Holyoke, MA	MBE
7	American Stair Corporation	Stair Supplier	Romeoville, IL	VBE
8	Architectural Products, Inc.	Glass and Glazing	Burlington, CT	WBE
9	Argent Associates, Inc.	Material Vendor	Burlington, CT	WBE
10	Arrow Security Corporation	Security Guard Services	Springfield, MA	VBE
11	Ayala Excavating and Trucking, LLC	Trucking	Springfield, MA	MBE
12	Baron Industries, Inc	Coiling Doors	Woburn, MA	VBE
13	Beacon Light & Supply, Co.	Electrical Supplier	Burlington, CT	WBE
14	BECO Electrical Contractors, Inc.	Electrical	Monson, MA	VBE
15	Berkshire Concrete Cutting, LLC	Saw Cutting	Torrington, CT	WBE
16	Brican, Inc.	General Contracting Services	Springfield, MA	VBE
17	C&C Contractors, LLC	Trucking Services	Springfield, MA	MBE
18	C&D Electronics, Inc.	Cabling, Wiring, Electronics Supplier	Holyoke, MA	WBE/MBE

Notes:

(1) Green highlighted companies have worked on site and been paid as of May 31, 2017.

WBE = Woman-owned Business Enterprise; MBE = Minority-owned Business Enterprise; VBE = Veteran-owned Business Enterprise.

DIVERSE CONSTRUCTION COMPANIES

AS OF JUNE 30, 2017

Ref	Company	Scope	Location	Diversity Status
19	C4 Cables	Datacom, Cabling, Fiber Supplier	Taunton, MA	WBE
20	Capasso Restoration, Inc.	Masonry Contractor	North Haven, CT	WBE
21	Carol's Lighting & Supply Company	Electrical Supplies	Canton, MA	MBE
22	Certified Connection, Inc.	Electrical Supplier	Worcester, MA	MBE
23	Central Ceilings, Inc.	Drywall Contractor	South Easton, MA	VBE
24	Chabot & Burnett Construction Co., Inc.	Masonry Contractor	Agawam, MA	WBE
25	Charle George Companies, Inc.	Solid Waste Disposal, Recycling, Trucking	Londonberry, NH	WBE
26	CK Flooring Solutions, Inc.	Carpet Installer	Chicopee, MA	WBE
27	CMJ, LLC	Property Management/Maintenance	Springfield, MA	MBE
28	Connecticut Drywall Finishing, Inc.	Drywall	West Springfield, MA	WBE
29	Connecticut Temperature Controls, LLC	Controls	Newington, CT	VBE
30	Coghlin Electrical Contractors, Inc.	Electrical Services	Worcester, MA	WBE
31	C.R. Levesque Trucking Corp.	Hauling & Equipment Transportation	Monson, MA	WBE
32	Critical Power Testing and Maintenance, Inc.	Commissioning	Amesbury, MA	VBE
33	Dagle Electrical Construction Corp.	Electrical	Melrose, MA	WBE
34	Davenport Advisors, LLC	Property Management/ Maintenance	Boston, MA	MBE
35	Dependable Masonry Construction Company, Inc.	Masonry and Brickpaving	North Reading, MA	MBE
36	Duray/J.F. Duncan Industries, Inc.	Food Service Equipment	Downey, CA	MBE

Notes:

(1) Green highlighted companies have worked on site and been paid as of May 31, 2017.

WBE = Woman-owned Business Enterprise; MBE = Minority-owned Business Enterprise; VBE = Veteran-owned Business Enterprise.

DIVERSE CONSTRUCTION COMPANIES

AS OF JUNE 30, 2017

Ref	Company	Scope	Location	Diversity Status
37	Eagle Elevator Company, Inc.	Elevator Repairs, Service, Maintenance	Boston, MA	VBE
38	Eastern General Contractors, Inc.	General Contractor - Rigging	Springfield, MA	MBE
39	EDM Construction, Inc.	Carpentry & Structural Steel Erection	Merrimac, MA	WBE
40	E L Waterman, Inc.	Pipe Supplier	Foxboro, MA	WBE
41	Evermore Light & Power, Inc.	Electrical	Somerville, MA	WBE
42	Fabiano Oil Corp.	Fuel & Oil Supplier	Wrentham, MA	WBE
43	Federal Concrete, Inc.	Concrete Services	Hopedale, MA	WBE
44	Fisher Contracting Corporation	General Contracting Services	Worcester, MA	WBE
45	Fletcher Sewer & Drain, Inc.	Inspection - FEIR	Ludlow, MA	WBE
46	Folan Waterproofing and Construction Company, Inc.	Masonry Contractors & Waterproofing	South Easton, MA	WBE
47	Frisoli Electric, Inc.	Electrical	Holbrook, MA	VBE
48	Gomes Construction Co. Inc.	Utility Connections	Ludlow, MA	WBE
49	Granite City Electric Supply Company, Inc.	Electrical Supplier	Quincy, MA	WBE
50	Green Insulation, Inc.	Insulation	Adams, MA	WBE
51	H B Welding, Inc.	Steel, Welding, Iron Work	Johnston, RI	WBE
52	Homeland Mechanical, LLC	Pipe Supplier	Quincy, MA	VBE
53	Industrial Flame Cutting, Inc.	Steel Plate Supplier	Beacon Falls, CT	VBE
54	JMK Building Supply, Inc	Drywall	Colchester, CT	WBE

Notes:

(1) Green highlighted companies have worked on site and been paid as of May 31, 2017.

WBE = Woman-owned Business Enterprise; MBE = Minority-owned Business Enterprise; VBE = Veteran-owned Business Enterprise.

DIVERSE CONSTRUCTION COMPANIES

AS OF JUNE 30, 2017

Ref	Company	Scope	Location	Diversity Status
55	JRL Construction, Inc.	General Contractor - Demolition	Springfield, MA	VBE
56	Kittredge Equipment Company, Inc.	Kitchen Equipment	Agawam, MA	WBE
57	L.K. Sheet Metal, Inc.	Sheet Metal	East Hartford, CT	WBE
58	Larry's Trucking Co.	Trucking	Springfield, MA	MBE
59	Lindon Group	Piping Materials	East Providence, RI	WBE
60	M. Frank Higgins & Co., Inc.	Tile and Stone	Newington, CT	WBE
61	Markings Inc.	Pavement Marking Services	Pembroke, MA	WBE
62	Medeiros Hydroseeding & Landscaping Construction, Inc.	Trucking and Soil Materials	Monson, MA	MBE
63	Moor Metals, Inc.	Sales and Distribution of Metals	Holliston, MA	MBE
64	Ms. Pipe, LLC	Procurement of Valves, Pipes and Fittings	South Windsor, CT	WBE
65	New England Foundation Company, Inc.	Helical Piles	Boston, MA	WBE
66	Northeastern Steel Corporation	Steel Distributor	Revere, MA	MBE
67	Performance Testing & Balancing LLC	Testing & Balancing	South Hampton, MA	VBE
68	Piping Systems, Inc.	HVAC	Assonet, MA	WBE
69	Protocol Management Services, Inc.	Access Flooring	North Attleboro, MA	WBE
70	R K Insulation Contractors, Inc.	Insulation Services	Hartford, CT	MBE
71	Rebars & Mesh, Inc.	Concrete	Haverhill, MA	WBE
72	Regis Steel Corporation	Steel Erection/ Reinforcing	Fall River, MA	MBE
73	S&F Concrete Contractors, Inc.	Concrete	Hudson, MA	MBE

Notes:

(1) Green highlighted companies have worked on site and been paid as of May 31, 2017.

WBE = Woman-owned Business Enterprise; MBE = Minority-owned Business Enterprise; VBE = Veteran-owned Business Enterprise.

DIVERSE CONSTRUCTION COMPANIES

AS OF JUNE 30, 2017

Ref	Company	Scope	Location	Diversity Status
74	S-Cel-O, LLC	Commercial and Residential Painting	Springfield, MA	MBE
75	Security Construction Services, Inc.	Fencing	Hudson, MA	WBE
76	SOS Corporation	Construction Cleaning, Selective Interior Demolition	Milford, MA	WBE
77	Steere Engineering, Inc.	Engineering Services	Warwick, RI	WBE
78	Strategic Environmental Services, Inc.	Environmental Consultants	Sutton, MA	WBE
79	Superior Caulking & Waterproofing	Caulking & Waterproofing	Palmer, MA	VBE
80	Supplies Exchange Systems	Materials Supplier	Dorchester, MA	MBE
81	Tavares, LLC	Fireproofing	Providence, RI	MBE
82	T & M Equipment Corporation	Excavating Contractor	Springfield, MA	VBE
83	Titan Roofing Company	Roofing	Springfield, MA	MBE
84	Total Mechanical Service Corp.	Mechanical Contractor	Plymouth, MA	MBE
85	Triton Leasing and Rental, Inc.	Demolition & Abatement	Feeding Hills, MA	WBE
86	Turtle & Hughes, Inc.	Electrical Supplier	Linden, NJ	WBE
87	United Personnel Services, Inc.	Temporary Staffing Services	Springfield, MA	WBE
88	Ultimate Abatement Company, Inc.	Abatement	Plainfield, MA	WBE
89	Welch Associates Land Surveyors, Inc.	Land Surveying	West Bridgewater, MA	WBE
90	Willow Tree Outdoor, LLC	Landscape	Springfield, MA	WBE
91	Woodchuck's Building & Hone Center	Construction Supplier	Rockland, MA	MBE
92	Younger Brothers Construction, LLC	Materials Supplier	Watertown, MA	MBE

Notes:

(1) Green highlighted companies have worked on site and been paid as of May 31, 2017.

WBE = Woman-owned Business Enterprise; MBE = Minority-owned Business Enterprise; VBE = Veteran-owned Business Enterprise.

APPENDIX C

CONSTRUCTION WORKFORCE STATISTICS AS OF JUNE 30, 2017

MGM Springfield
Workforce Diversity Report (By Company)
As of: June 30, 2017

Reference	Company	This Month's Workforce Diversity Statistics								Project To Date Workforce Diversity Statistics							
		Employee Count	This Month's Total Hours	Women		Minority		Veteran		Employee Count	Project To Date Total Hours	Women		Minority		Veteran	
				Hours	%	Hours	%	Hours	%			Hours	%	Hours	%	Hours	%
1	Acranom Masonry Enterprises, Inc.	-	0.00	0.00	0.00%	0.00	0.00%	0.00	0.00%	13	1,580.50	0.00	0.00%	824.50	52.17%	0.00	0.00%
2	AeroClean	-	0.00	0.00	0.00%	0.00	0.00%	0.00	0.00%	15	2,236.00	0.00	0.00%	1,103.50	49.35%	0.00	0.00%
3	Allied Fire Protection, Inc.	-	0.00	0.00	0.00%	0.00	0.00%	0.00	0.00%	9	1,354.00	0.00	0.00%	256.00	18.91%	0.00	0.00%
4	American Environmental, Inc.	2	32.00	24.00	75.00%	32.00	100.00%	0.00	0.00%	181	32,476.25	2,146.00	6.61%	29,295.75	90.21%	288.50	0.89%
5	AmQuip Crane Rental LLC	-	0.00	0.00	0.00%	0.00	0.00%	0.00	0.00%	9	1,981.50	0.00	0.00%	966.50	48.78%	0.00	0.00%
6	Ardex, L.P.	3	94.00	0.00	0.00%	0.00	0.00%	0.00	0.00%	6	268.50	0.00	0.00%	0.00	0.00%	0.00	0.00%
7	Ayotte & King For Tile, Inc	-	0.00	0.00	0.00%	0.00	0.00%	0.00	0.00%	24	450.50	0.00	0.00%	4.00	0.89%	0.00	0.00%
8	Bay Crane Northeast	-	0.00	0.00	0.00%	0.00	0.00%	0.00	0.00%	1	10.00	0.00	0.00%	0.00	0.00%	0.00	0.00%
9	Bay State Elevator Co.	-	0.00	0.00	0.00%	0.00	0.00%	0.00	0.00%	8	315.00	0.00	0.00%	0.00	0.00%	0.00	0.00%
10	BECO Electrical Contractors, Inc.	-	0.00	0.00	0.00%	0.00	0.00%	0.00	0.00%	11	3,433.50	0.00	0.00%	1,116.50	32.52%	2,088.00	60.81%
11	Berkshire Concrete Cutting	-	0.00	0.00	0.00%	0.00	0.00%	0.00	0.00%	3	24.50	0.00	0.00%	0.00	0.00%	7.50	30.61%
12	Berlin Steel Construction Company	16	573.00	40.00	6.98%	61.00	10.65%	22.00	3.84%	83	40,480.00	3,167.00	7.82%	6,004.50	14.83%	3,242.50	8.01%
13	BG Mechanical Contractors, Inc.	14	1,371.00	0.00	0.00%	224.00	16.34%	145.00	10.58%	24	4,514.00	0.00	0.00%	496.00	10.99%	898.00	19.89%
14	Blakeslee Prestress, Inc.	13	730.50	66.50	9.10%	152.00	20.81%	24.00	3.29%	43	26,221.00	2,475.00	9.44%	3,649.50	13.92%	2,200.50	8.39%
15	Blue Construction, Inc.	8	856.00	0.00	0.00%	16.00	1.87%	144.00	16.82%	9	1,573.50	0.00	0.00%	96.00	6.10%	270.00	17.16%
16	Capasso Restoration, Inc.	5	475.00	0.00	0.00%	224.00	47.16%	104.00	21.89%	8	902.00	0.00	0.00%	530.00	58.76%	225.00	24.94%
17	Central Ceilings, Inc.	35	3,464.00	320.00	9.24%	1,239.50	35.78%	579.50	16.73%	39	5,622.50	536.00	9.53%	1,991.50	35.42%	1,096.00	19.49%
18	Chabot & Burnett Construction Co., Inc.	29	2,270.50	229.00	10.09%	813.50	35.83%	210.50	9.27%	73	17,708.50	1,331.00	7.52%	5,448.00	30.76%	1,419.50	8.02%
19	Champlain Masonry, Inc.	-	0.00	0.00	0.00%	0.00	0.00%	0.00	0.00%	36	5,090.75	100.00	1.96%	1,965.00	38.60%	688.00	13.51%
20	Chandler Architectural Products	7	538.50	96.00	17.83%	29.00	5.39%	0.00	0.00%	20	1,074.00	96.00	8.94%	82.00	7.64%	64.00	5.96%
21	CIP Concrete, Inc.	-	0.00	0.00	0.00%	0.00	0.00%	0.00	0.00%	14	4,273.00	0.00	0.00%	687.00	16.08%	0.00	0.00%
22	CK Flooring Solutions, Inc.	12	687.00	144.00	20.96%	204.00	29.69%	118.00	17.18%	24	4,276.00	881.00	20.60%	1,157.00	27.06%	521.50	12.20%
23	Coghlin Electrical Contractors, Inc.	21	2,846.00	314.00	11.03%	298.00	10.47%	312.00	10.96%	42	16,121.00	1,774.00	11.00%	1,842.00	11.43%	2,088.00	12.95%
24	Collins Electrical	48	4,519.00	304.00	6.73%	568.00	12.57%	178.00	3.94%	82	29,010.50	3,356.00	11.57%	3,901.00	13.45%	2,871.50	9.90%
25	Commonwealth Guardrail, Inc.	-	0.00	0.00	0.00%	0.00	0.00%	0.00	0.00%	17	690.00	4.00	0.58%	69.00	10.00%	0.00	0.00%
26	Connecticut Drywall Finishing, Inc.	3	152.00	0.00	0.00%	0.00	0.00%	0.00	0.00%	23	1,557.50	0.00	0.00%	158.50	10.18%	0.00	0.00%
27	Construction Labor Unlimited, Inc.	4	48.00	0.00	0.00%	8.00	16.67%	0.00	0.00%	6	222.00	0.00	0.00%	100.00	45.05%	0.00	0.00%
28	Conte Company, LLC	-	0.00	0.00	0.00%	0.00	0.00%	0.00	0.00%	3	24.00	0.00	0.00%	0.00	0.00%	8.00	33.33%
29	Dependable Masonry Construction Co., Inc.	-	0.00	0.00	0.00%	0.00	0.00%	0.00	0.00%	6	439.00	32.00	7.29%	219.00	49.89%	0.00	0.00%
30	Division Six Installers, Inc.	2	14.00	0.00	0.00%	0.00	0.00%	0.00	0.00%	2	68.00	0.00	0.00%	0.00	0.00%	0.00	0.00%
31	EDM Construction, Inc.	6	336.00	0.00	0.00%	48.00	14.29%	64.00	19.05%	17	2,637.00	156.00	5.92%	579.50	21.98%	550.50	20.88%
32	EF Corcoran Plumbing & Heating, Inc.	-	0.00	0.00	0.00%	0.00	0.00%	0.00	0.00%	1	16.00	16.00	100.00%	0.00	0.00%	0.00	0.00%
33	Evermore Light and Power, Inc.	-	0.00	0.00	0.00%	0.00	0.00%	0.00	0.00%	4	613.50	0.00	0.00%	0.00	0.00%	0.00	0.00%
34	Federal Concrete, Inc.	17	917.50	118.00	12.86%	16.00	1.74%	80.00	8.72%	73	21,810.50	1,782.50	8.17%	3,460.00	15.86%	1,757.50	8.06%
35	Folan Waterproofing & Construction	2	52.00	0.00	0.00%	0.00	0.00%	0.00	0.00%	10	1,323.00	0.00	0.00%	534.50	40.40%	0.00	0.00%
36	Fontaine Bros, Inc.	9	967.00	112.00	11.58%	112.00	11.58%	224.00	23.16%	59	10,618.50	1,165.00	10.97%	2,637.00	24.83%	755.00	7.11%
37	Food Equipment Installation, Inc.	-	0.00	0.00	0.00%	0.00	0.00%	0.00	0.00%	4	116.00	0.00	0.00%	0.00	0.00%	0.00	0.00%
38	Frisoli Electric Inc.	-	0.00	0.00	0.00%	0.00	0.00%	0.00	0.00%	1	299.00	0.00	0.00%	0.00	0.00%	0.00	0.00%
39	Fusion Electric, Inc.	-	0.00	0.00	0.00%	0.00	0.00%	0.00	0.00%	2	112.00	0.00	0.00%	104.00	92.86%	0.00	0.00%
40	Gagliarducci Construction, Inc.	-	0.00	0.00	0.00%	0.00	0.00%	0.00	0.00%	47	4,264.50	635.00	14.89%	709.50	16.64%	906.50	21.26%
41	Gomes Construction Company, Inc.	-	0.00	0.00	0.00%	0.00	0.00%	0.00	0.00%	4	575.50	0.00	0.00%	0.00	0.00%	0.00	0.00%
42	Green Insulation, Inc.	-	0.00	0.00	0.00%	0.00	0.00%	0.00	0.00%	4	236.00	0.00	0.00%	16.00	6.78%	0.00	0.00%
43	H. Carr & Sons, Inc.	59	5,186.50	379.50	7.32%	1,104.50	21.30%	542.50	10.46%	67	15,813.50	610.50	3.86%	4,160.00	26.31%	1,382.00	8.74%
44	Harry Grodsky & Co.	50	4,363.50	56.00	1.28%	450.00	10.31%	666.00	15.26%	92	23,860.50	1,127.50	4.73%	2,507.50	10.51%	1,141.00	4.78%
45	Hayward Baker Inc.	-	0.00	0.00	0.00%	0.00	0.00%	0.00	0.00%	32	4,465.50	306.50	6.86%	1,170.50	26.21%	775.00	17.36%
46	HB Welding	-	0.00	0.00	0.00%	0.00	0.00%	0.00	0.00%	17	6,833.00	148.50	2.17%	470.00	6.88%	1,082.00	15.83%
47	Heritage Restoration, Inc.	11	494.00	0.00	0.00%	254.00	51.42%	0.00	0.00%	18	4,310.00	82.00	1.90%	1,880.00	43.62%	0.00	0.00%
48	Hickman & Sgroi Electric Inc.	-	0.00	0.00	0.00%	0.00	0.00%	0.00	0.00%	2	192.00	0.00	0.00%	0.00	0.00%	0.00	0.00%
49	Cyn Environmental Services	-	0.00	0.00	0.00%	0.00	0.00%	0.00	0.00%	1	24.00	0.00	0.00%	24.00	100.00%	0.00	0.00%
50	JDC Demolition	-	0.00	0.00	0.00%	0.00	0.00%	0.00	0.00%	23	3,504.00	400.00	11.42%	734.00	20.95%	160.00	4.57%
51	John W. Egan	5	204.00	0.00	0.00%	0.00	0.00%	0.00	0.00%	5	233.50	0.00	0.00%	0.00	0.00%	0.00	0.00%
52	Jones Engineering LLC	-	0.00	0.00	0.00%	0.00	0.00%	0.00	0.00%	2	168.00	0.00	0.00%	0.00	0.00%	0.00	0.00%
53	JRL Construction, Inc.	5	367.00	152.00	41.42%	152.00	41.42%	0.00	0.00%	89	28,824.06	5,156.71	17.89%	10,651.00	36.95%	5,272.00	18.29%
54	Kleeberg Mechanical Services, LLC	4	204.00	0.00	0.00%	0.00	0.00%	0.00	0.00%	15	1,375.50	0.00	0.00%	0.00	0.00%	0.00	0.00%
55	L.K. Sheet Metal, Inc.	22	2,321.50	118.00	5.08%	537.00	23.13%	318.00	13.70%	32	10,744.50	762.50	7.10%	1,775.00	16.52%	854.00	7.95%
56	Langan Insulation LLC	-	0.00	0.00	0.00%	0.00	0.00%	0.00	0.00%	2	568.00	0.00	0.00%	0.00	0.00%	0.00	0.00%
57	Longden Company, Inc.	5	134.00	0.00	0.00%	0.00	0.00%	32.00	23.88%	5	134.00	0.00	0.00%	0.00	0.00%	32.00	23.88%
58	M.L. Schmitt, Inc.	5	405.50	108.00	26.63%	48.00	11.84%	109.00	26.88%	14	4,018.75	592.00	14.73%	699.25	17.40%	845.50	21.04%

MGM Springfield
Workforce Diversity Report (By Company)
As of: June 30, 2017

Reference	Company	This Month's Workforce Diversity Statistics								Project To Date Workforce Diversity Statistics							
		Employee Count	This Month's Total Hours	Women		Minority		Veteran		Employee Count	Project To Date Total Hours	Women		Minority		Veteran	
				Hours	%	Hours	%	Hours	%			Hours	%	Hours	%	Hours	%
59	Marr Scaffold	-	0.00	0.00	0.00%	0.00	0.00%	0.00	0.00%	21	638.00	0.00	0.00%	282.00	44.20%	16.50	2.59%
60	Marguerite Concrete	20	179.00	0.00	0.00%	17.00	9.50%	26.00	14.53%	61	1,917.00	0.00	0.00%	152.00	7.93%	139.50	7.28%
61	Massey's Plate Glass & Aluminum, Inc.	3	448.00	0.00	0.00%	0.00	0.00%	0.00	0.00%	3	1,376.00	0.00	0.00%	0.00	0.00%	0.00	0.00%
62	Maxim Crane Works LP	-	0.00	0.00	0.00%	0.00	0.00%	0.00	0.00%	9	1,132.00	0.00	0.00%	542.00	47.88%	24.00	2.12%
63	Medeiros Hydroseeding & Landscape Construction, Inc.	-	0.00	0.00	0.00%	0.00	0.00%	0.00	0.00%	2	17.00	0.00	0.00%	11.00	64.71%	0.00	0.00%
64	Moran Sheet Metal, Inc.	-	0.00	0.00	0.00%	0.00	0.00%	0.00	0.00%	9	347.75	0.00	0.00%	72.25	20.78%	0.00	0.00%
65	NER Construction Management	2	64.00	0.00	0.00%	0.00	0.00%	0.00	0.00%	17	1,737.00	0.00	0.00%	365.00	21.01%	0.00	0.00%
66	New England Concrete Cutting, Inc.	-	0.00	0.00	0.00%	0.00	0.00%	0.00	0.00%	3	456.00	0.00	0.00%	0.00	0.00%	0.00	0.00%
67	New England Foundation Co., Inc.	-	0.00	0.00	0.00%	0.00	0.00%	0.00	0.00%	20	2,727.00	0.00	0.00%	587.50	21.54%	226.00	8.29%
68	Northeast Lighting Protection, LLC	-	0.00	0.00	0.00%	0.00	0.00%	0.00	0.00%	4	219.35	0.00	0.00%	78.14	35.62%	0.00	0.00%
69	Northeast Steel Erectors	-	0.00	0.00	0.00%	0.00	0.00%	0.00	0.00%	7	1,335.00	34.00	2.55%	183.00	13.71%	393.00	29.44%
70	Northeastern Steel Corporation	-	0.00	0.00	0.00%	0.00	0.00%	0.00	0.00%	6	64.00	9.00	14.06%	50.00	78.13%	0.00	0.00%
71	Northern General	6	436.50	72.00	16.49%	72.00	16.49%	72.50	16.61%	75	26,306.00	1,586.50	6.03%	4,509.50	17.14%	1,197.50	4.55%
72	P. Gioioso & Sons Inc.	-	0.00	0.00	0.00%	0.00	0.00%	0.00	0.00%	9	834.50	114.50	13.72%	0.00	0.00%	0.00	0.00%
73	Palmer Paving Corporation	-	0.00	0.00	0.00%	0.00	0.00%	0.00	0.00%	48	708.00	34.50	4.87%	14.00	1.98%	0.00	0.00%
74	Performance Testing & Balancing, LLC	-	0.00	0.00	0.00%	0.00	0.00%	0.00	0.00%	3	64.00	0.00	0.00%	0.00	0.00%	38.00	59.38%
75	Professional Drywall Construction, Inc.	11	541.00	32.00	5.91%	160.00	29.57%	213.00	39.37%	82	6,577.50	366.50	5.57%	1,228.50	18.68%	1,115.00	16.95%
76	Regis Steel Corp	2	26.00	0.00	0.00%	0.00	0.00%	0.00	0.00%	63	9,009.50	1,396.50	15.50%	2,169.00	24.07%	289.00	3.21%
77	RoadSafe Traffic Systems	-	0.00	0.00	0.00%	0.00	0.00%	0.00	0.00%	6	49.00	0.00	0.00%	0.00	0.00%	0.00	0.00%
78	S & F Concrete Contractors, Inc.	72	3,224.00	286.50	8.89%	1,181.50	36.65%	322.00	9.99%	300	58,267.00	4,129.50	7.09%	17,476.50	29.99%	5,766.00	9.90%
79	Safespan	-	0.00	0.00	0.00%	0.00	0.00%	0.00	0.00%	11	780.50	0.00	0.00%	56.00	7.17%	0.00	0.00%
80	Safeway Services	13	1,052.00	32.00	3.04%	651.00	61.88%	0.00	0.00%	46	10,017.58	402.00	4.01%	6,162.00	61.51%	728.00	7.27%
81	Save-On-Wall Co., Inc.	-	0.00	0.00	0.00%	0.00	0.00%	0.00	0.00%	9	290.50	45.00	15.49%	45.00	15.49%	8.00	2.75%
82	Schindler Elevator Corp	5	229.00	0.00	0.00%	0.00	0.00%	0.00	0.00%	7	1,713.40	112.00	6.54%	112.00	6.54%	112.00	6.54%
83	Security Construction Services, Inc. d/b/a: Security Fence Co.	-	0.00	0.00	0.00%	0.00	0.00%	0.00	0.00%	14	3,866.00	300.00	7.76%	1,233.25	31.90%	40.00	1.03%
84	Soep Painting Corp	-	0.00	0.00	0.00%	0.00	0.00%	0.00	0.00%	10	1,475.50	0.00	0.00%	6.00	0.41%	0.00	0.00%
85	Stamford Wrecking	-	0.00	0.00	0.00%	0.00	0.00%	0.00	0.00%	12	1,693.00	76.00	4.49%	138.00	8.15%	74.00	4.37%
86	Superior Caulking & Waterproofing Co., Inc.	3	70.00	0.00	0.00%	13.00	18.57%	0.00	0.00%	14	582.50	0.00	0.00%	221.50	38.03%	0.00	0.00%
87	T & M Equipment Corporation	8	605.00	260.00	42.98%	116.00	19.17%	0.00	0.00%	66	28,849.55	3,351.00	11.62%	5,444.55	18.87%	1,448.50	5.02%
88	Tavares, LLC	6	556.50	0.00	0.00%	65.00	11.68%	0.00	0.00%	9	1,968.50	254.00	12.90%	326.00	16.56%	0.00	0.00%
89	Tech Valley Contracting, LLC	-	0.00	0.00	0.00%	0.00	0.00%	0.00	0.00%	8	2,018.00	206.00	10.21%	0.00	0.00%	0.00	0.00%
90	Tishman	7	840.00	240.00	28.57%	120.00	14.29%	0.00	0.00%	15	20,541.00	3,621.00	17.63%	4,080.00	19.86%	5,760.00	28.04%
91	Titan Roofing Company	33	2,513.75	0.00	0.00%	499.50	19.87%	162.75	6.47%	89	9,226.50	0.00	0.00%	1,525.00	16.53%	794.00	8.61%
92	T.J. Conway Company	28	3,792.00	120.00	3.16%	593.00	15.64%	768.00	20.25%	64	21,938.50	1,214.00	5.53%	3,335.00	15.20%	2,681.00	12.22%
93	Triton Leasing and Rental, Inc.	-	0.00	0.00	0.00%	0.00	0.00%	0.00	0.00%	35	3,187.50	0.00	0.00%	1,547.50	48.55%	239.00	7.50%
94	Ultimate Abatement Company, Inc.	-	0.00	0.00	0.00%	0.00	0.00%	0.00	0.00%	47	10,430.50	3,632.50	34.83%	10,119.50	97.02%	0.00	0.00%
95	Universal Electric Co.	-	0.00	0.00	0.00%	0.00	0.00%	0.00	0.00%	18	5,635.00	556.50	9.88%	1,284.50	22.80%	394.00	6.99%
96	William Roberts Electric Co., Inc.	3	452.00	0.00	0.00%	0.00	0.00%	0.00	0.00%	10	1,922.50	8.00	0.42%	93.00	4.84%	0.00	0.00%
97	Willow Tree Outdoor, LLC	-	0.00	0.00	0.00%	0.00	0.00%	0.00	0.00%	5	261.50	0.00	0.00%	105.50	40.34%	0.00	0.00%
98	Wolfe House Movers, LLC	-	0.00	0.00	0.00%	0.00	0.00%	0.00	0.00%	10	1,194.50	0.00	0.00%	306.00	25.62%	228.00	19.09%
99	Wolverine Fire Protection Co	15	1,532.50	227.50	14.85%	467.50	30.51%	240.00	15.66%	18	5,773.50	433.50	7.51%	1,788.50	30.98%	825.00	14.29%
100	Worcester Elevator Co., Inc.	-	0.00	0.00	0.00%	0.00	0.00%	0.00	0.00%	2	12.00	0.00	0.00%	0.00	0.00%	6.00	50.00%
Total - Unions		659	51,184.25	3,851.00	7.52%	10,546.00	20.60%	5,676.75	11.09%	2,743	598,847.44	50,721.21	8.47%	159,723.69	26.67%	56,031.50	9.36%
101	On-Site Design / Management	92	8,441.75	1,411.00	16.71%	1,842.25	21.82%	757.00	8.97%	361	184,144.03	25,885.35	14.06%	24,474.83	13.29%	23,818.30	12.93%
Total		751	59,626.00	5,262.00	8.83%	12,388.25	20.78%	6,433.75	10.79%	3,104	782,991.47	76,606.56	9.78%	184,198.52	23.52%	79,849.80	10.20%

Totals - Overall			
Group	Project Goals	Project To Date	Delta
Women	6.90%	9.78%	2.88%
Minority	15.30%	23.52%	8.22%
Veteran	8.00%	10.20%	2.20%

Notes:
(1) Statistics include all workforce reports that were received by MGM as of June 30, 2017.
(2) The total number of unique union workers that have worked on site is approximately 2,528. The 2,743 union workers identified above includes workers that have worked for multiple companies.

MGM Springfield
Workforce Diversity Report (By Union)
 As of: June 30, 2017

Reference	Union	This Month's Workforce Diversity Statistics								Project To Date Workforce Diversity Statistics							
		Employee Count	This Month's Total Hours	Women		Minority		Veteran		Employee Count	Project To Date Total Hours	Women		Minority		Veteran	
				Hours	%	Hours	%	Hours	%			Hours	%	Hours	%	Hours	%
1	AEEF CWA Local #1300	1	40.00	0.00	0.00%	0.00	0.00%	0.00	0.00%	1	40.00	0.00	0.00%	0.00	0.00%	0.00	0.00%
2	AFSCME Local #230	0	0.00	0.00	0.00%	0.00	0.00%	0.00	0.00%	1	48.00	0.00	0.00%	48.00	100.00%	0.00	0.00%
3	Asbestos Workers #6	0	0.00	0.00	0.00%	0.00	0.00%	0.00	0.00%	30	3,100.50	0.00	0.00%	1,499.50	48.36%	239.00	7.71%
4	Boston Plasters' & Cement Masons' - Asphalt Layers' Union #534	13	247.00	0.00	0.00%	85.50	34.62%	0.00	0.00%	85	4,175.50	0.00	0.00%	760.00	18.20%	38.50	0.92%
5	Bricklayers Local #1	0	0.00	0.00	0.00%	0.00	0.00%	0.00	0.00%	7	572.00	0.00	0.00%	11.00	1.92%	0.00	0.00%
6	Bricklayers Local #3	42	2,693.50	112.00	4.16%	873.50	32.43%	216.00	8.02%	160	29,544.50	810.00	2.74%	6,953.00	23.53%	1,588.50	5.38%
7	Carpenters - Local #108	126	10,329.50	850.00	8.23%	2,867.50	27.76%	1,502.00	14.54%	387	82,873.68	7,816.50	9.43%	23,735.50	28.64%	12,537.00	15.13%
8	Carpenters Local #107	3	192.00	0.00	0.00%	72.00	37.50%	0.00	0.00%	9	3,613.00	0.00	0.00%	773.00	21.39%	0.00	0.00%
9	Carpenters Local #109	0	0.00	0.00	0.00%	0.00	0.00%	0.00	0.00%	1	117.00	117.00	100.00%	117.00	100.00%	0.00	0.00%
10	Carpenters Local #210	0	0.00	0.00	0.00%	0.00	0.00%	0.00	0.00%	2	16.00	0.00	0.00%	0.00	0.00%	8.00	50.00%
11	Carpenters Local #33	1	136.00	0.00	0.00%	0.00	0.00%	0.00	0.00%	8	600.00	45.00	7.50%	0.00	0.00%	0.00	0.00%
12	Carpenters Local #424	0	0.00	0.00	0.00%	0.00	0.00%	0.00	0.00%	1	72.00	0.00	0.00%	72.00	100.00%	65.00	90.28%
13	Carpenters Local #475	0	0.00	0.00	0.00%	0.00	0.00%	0.00	0.00%	1	39.00	0.00	0.00%	0.00	0.00%	0.00	0.00%
14	Carpenters Local #535	0	0.00	0.00	0.00%	0.00	0.00%	0.00	0.00%	1	328.00	0.00	0.00%	0.00	0.00%	0.00	0.00%
15	CT Bricklayers #1	0	0.00	0.00	0.00%	0.00	0.00%	0.00	0.00%	2	41.50	0.00	0.00%	24.00	57.83%	0.00	0.00%
16	Floorcoverers Local #2168	12	687.00	144.00	20.96%	204.00	29.69%	118.00	17.18%	30	4,248.50	865.00	20.36%	1,161.00	27.33%	521.50	12.27%
17	International Association of Iron Workers Local #7	14	530.00	40.00	7.55%	40.00	7.55%	0.00	0.00%	99	41,028.00	2,466.50	6.01%	5,235.00	12.76%	3,932.00	9.58%
18	International Association of Iron Workers Local #15	0	0.00	0.00	0.00%	0.00	0.00%	0.00	0.00%	4	2,211.50	40.00	1.81%	137.00	6.19%	0.00	0.00%
19	International Brotherhood of Electrical Workers - IBEW Local #455	0	0.00	0.00	0.00%	0.00	0.00%	0.00	0.00%	3	112.25	50.75	45.21%	112.25	100.00%	0.00	0.00%
20	International Brotherhood of Electrical Workers - IBEW Local #7	77	8,222.50	726.00	8.83%	914.00	11.12%	599.00	7.28%	188	61,398.75	6,286.50	10.24%	9,072.25	14.78%	8,287.00	13.50%
21	International Brotherhood of Electrical Workers - IBEW Local #35	0	0.00	0.00	0.00%	0.00	0.00%	0.00	0.00%	4	219.35	0.00	0.00%	78.14	35.62%	0.00	0.00%
22	International Brotherhood of Electrical Workers - IBEW 2nd District	0	0.00	0.00	0.00%	0.00	0.00%	0.00	0.00%	1	23.00	0.00	0.00%	0.00	0.00%	0.00	0.00%
23	International Union of Elevator Constructors Local #4	0	0.00	0.00	0.00%	0.00	0.00%	0.00	0.00%	1	8.00	0.00	0.00%	0.00	0.00%	0.00	0.00%
24	International Union of Elevator Constructors Local #41	5	229.00	0.00	0.00%	0.00	0.00%	0.00	0.00%	17	2,040.40	112.00	5.49%	112.00	5.49%	118.00	5.78%
25	International Union of Operating Engineers - IUOE Local #4	3	89.00	0.00	0.00%	0.00	0.00%	0.00	0.00%	61	6,646.50	0.00	0.00%	241.50	3.63%	807.00	12.14%
26	International Union of Operating Engineers - IUOE Local #5	0	0.00	0.00	0.00%	0.00	0.00%	0.00	0.00%	1	9.00	0.00	0.00%	0.00	0.00%	0.00	0.00%
27	International Union of Operating Engineers - IUOE Local #98	15	503.25	144.00	28.61%	21.00	4.17%	63.25	12.57%	174	39,073.55	1,945.00	4.98%	5,801.55	14.85%	2,668.50	6.83%
28	International Union of Operating Engineers - IUOE Local #478	1	72.00	0.00	0.00%	72.00	100.00%	0.00	0.00%	3	240.00	0.00	0.00%	72.00	30.00%	0.00	0.00%
29	International Union of Painters and Allied Trades - IUPAT District #11	0	0.00	0.00	0.00%	0.00	0.00%	0.00	0.00%	6	125.50	0.00	0.00%	0.00	0.00%	0.00	0.00%
30	International Union of Painters and Allied Trades - IUPAT Local #1333	6	661.50	0.00	0.00%	8.00	1.21%	0.00	0.00%	15	1,936.00	0.00	0.00%	37.00	1.91%	64.00	3.31%
31	Iron Workers District Council of New England	17	660.50	66.50	10.07%	144.00	21.80%	88.00	13.32%	129	31,030.00	4,131.50	13.31%	7,102.00	22.89%	3,030.00	9.76%
32	Laborers' District Council	0	0.00	0.00	0.00%	0.00	0.00%	0.00	0.00%	22	2,574.00	0.00	0.00%	1,136.00	44.13%	15.00	0.58%
33	Laborer's International Union of North America - LIUNA Building Wreckers Local #1421	1	4.00	0.00	0.00%	0.00	0.00%	0.00	0.00%	179	28,942.75	3,989.25	13.78%	27,426.75	94.76%	0.00	0.00%
34	Laborers Local #138	0	0.00	0.00	0.00%	0.00	0.00%	0.00	0.00%	2	114.00	0.00	0.00%	0.00	0.00%	0.00	0.00%
35	Laborers Local #151	2	16.00	0.00	0.00%	0.00	0.00%	0.00	0.00%	3	191.00	0.00	0.00%	0.00	0.00%	0.00	0.00%
36	Laborers Local #22	4	258.00	0.00	0.00%	8.00	3.10%	80.00	31.01%	20	6,663.50	0.00	0.00%	486.00	7.29%	1,128.50	16.94%
37	Laborers Local #223	0	0.00	0.00	0.00%	0.00	0.00%	0.00	0.00%	3	148.00	0.00	0.00%	54.00	36.49%	0.00	0.00%
38	Laborers Local #230	1	8.00	0.00	0.00%	8.00	100.00%	0.00	0.00%	9	911.75	0.00	0.00%	887.25	97.31%	7.50	0.82%
39	Laborers Local #243	0	0.00	0.00	0.00%	0.00	0.00%	0.00	0.00%	3	3,502.00	0.00	0.00%	0.00	0.00%	0.00	0.00%
40	Laborers Local #39	2	188.50	0.00	0.00%	0.00	0.00%	72.50	38.46%	5	1,397.00	0.00	0.00%	0.00	0.00%	925.00	66.21%
41	Laborers Local #455	0	0.00	0.00	0.00%	0.00	0.00%	0.00	0.00%	17	5,004.00	1,463.50	29.25%	5,004.00	100.00%	0.00	0.00%
42	Laborers Local #473	0	0.00	0.00	0.00%	0.00	0.00%	0.00	0.00%	9	1,182.00	0.00	0.00%	2.00	0.17%	0.00	0.00%
43	Laborers Local #547	3	208.50	0.00	0.00%	0.00	0.00%	0.00	0.00%	7	1,445.00	0.00	0.00%	0.00	0.00%	0.00	0.00%
44	Laborers Local #560	0	0.00	0.00	0.00%	0.00	0.00%	0.00	0.00%	1	8.00	0.00	0.00%	0.00	0.00%	0.00	0.00%
45	Laborers Local #596	38	2,719.50	397.50	14.62%	932.50	34.29%	252.50	9.28%	159	36,597.25	3,151.50	8.61%	11,856.00	32.40%	982.00	2.68%
46	Laborers Local #609	2	16.00	0.00	0.00%	0.00	0.00%	0.00	0.00%	11	402.50	0.00	0.00%	40.00	9.94%	0.00	0.00%
47	Laborers Local #610	0	0.00	0.00	0.00%	0.00	0.00%	0.00	0.00%	1	4.00	0.00	0.00%	0.00	0.00%	0.00	0.00%
48	Laborers Local #611	0	0.00	0.00	0.00%	0.00	0.00%	0.00	0.00%	1	270.50	0.00	0.00%	270.50	100.00%	0.00	0.00%
49	Laborers Local #665	0	0.00	0.00	0.00%	0.00	0.00%	0.00	0.00%	9	1,659.50	32.00	1.93%	1,659.50	100.00%	0.00	0.00%
50	Laborers Local #675	0	0.00	0.00	0.00%	0.00	0.00%	0.00	0.00%	1	133.50	0.00	0.00%	133.50	100.00%	0.00	0.00%
51	Laborers Local #88 [Tunnel Workers]	0	0.00	0.00	0.00%	0.00	0.00%	0.00	0.00%	4	338.50	0.00	0.00%	8.00	2.36%	41.00	12.11%
52	Laborers Local #999	72	5,145.50	849.50	16.51%	1,278.50	24.85%	377.00	7.33%	437	101,013.96	13,723.21	13.59%	33,799.75	33.46%	11,724.50	11.61%
53	Laborers Local #1000	0	0.00	0.00	0.00%	0.00	0.00%	0.00	0.00%	3	24.00	8.00	33.33%	8.00	33.33%	0.00	0.00%
54	Massachusetts Laborers' District Council	0	0.00	0.00	0.00%	0.00	0.00%	0.00	0.00%	8	700.00	0.00	0.00%	85.00	12.14%	0.00	0.00%
55	NY Bricklayers #2	0	0.00	0.00	0.00%	0.00	0.00%	0.00	0.00%	1	4.00	0.00	0.00%	0.00	0.00%	0.00	0.00%
56	Operating Engineers Local #4	1	127.00	0.00	0.00%	0.00	0.00%	0.00	0.00%	14	1,413.00	0.00	0.00%	20.00	1.42%	0.00	0.00%
57	Operating Engineers Local #478	0	0.00	0.00	0.00%	0.00	0.00%	0.00	0.00%	4	329.50	0.00	0.00%	139.50	42.34%	0.00	0.00%
58	Operative Plasterers and Cement Masons International Association, Local 40	11	663.50	0.00	0.00%	229.50	34.59%	24.00	3.62%	11	663.50	0.00	0.00%	229.50	34.59%	24.00	3.62%
59	Painters and Allied Trades District Council #35	8	356.00	0.00	0.00%	0.00	0.00%	0.00	0.00%	33	3,173.00	0.00	0.00%	164.50	5.18%	0.00	0.00%
60	Pile Drivers Local #56	0	0.00	0.00	0.00%	0.00	0.00%	0.00	0.00%	18	2,114.00	0.00	0.00%	468.50	22.16%	180.50	8.54%
61	Plasterers and Cement Masons Local #534	13	124.00	0.00	0.00%	17.00	13.71%	26.00	20.97%	47	2,308.00	0.00	0.00%	881.50	38.19%	98.00	4.25%
62	Plumbers & Pipefitters #104	96	9,730.50	176.00	1.81%	1,267.00	13.02%	1,579.00	16.23%	196	51,704.50	2,357.50	4.56%	6,338.50	12.26%	4,720.00	9.13%
63	Roofers #248	30	2,388.50	0.00	0.00%	499.50	20.91%	121.50	5.09%	76	8,735.50	0.00	0.00%	1,530.00	17.51%	564.50	6.46%
64	Sheet Metal Workers #17	0	0.00	0.00	0.00%	0.00	0.00%	0.00	0.00%	4	116.00	0.00	0.00%	0.00	0.00%	0.00	0.00%

MGM Springfield
Workforce Diversity Report (By Union)
As of: June 30, 2017

Reference	Union	This Month's Workforce Diversity Statistics						Project To Date Workforce Diversity Statistics									
		Employee Count	This Month's Total Hours	Women		Minority		Veteran		Employee Count	Project To Date Total Hours	Women		Minority		Veteran	
				Hours	%	Hours	%	Hours	%			Hours	%	Hours	%	Hours	%
65	Sheet Metal Workers #40	3	144.00	0.00	0.00%	0.00	0.00%	0.00	0.00%	5	580.00	0.00	0.00%	0.00	0.00%	0.00	0.00%
66	Sheet Metal Workers #63	21	2,261.50	118.00	5.22%	537.00	23.75%	318.00	14.06%	49	10,834.75	762.50	7.04%	1,847.25	17.05%	892.00	8.23%
67	Sheet Metal Workers #83	0	0.00	0.00	0.00%	0.00	0.00%	0.00	0.00%	1	8.00	0.00	0.00%	0.00	0.00%	0.00	0.00%
68	Sprinkler Fitters #669	15	1,532.50	227.50	14.85%	467.50	30.51%	240.00	15.66%	27	7,127.50	433.50	6.08%	2,044.50	28.68%	825.00	11.57%
69	Teamsters' #404	0	0.00	0.00	0.00%	0.00	0.00%	0.00	0.00%	9	961.50	114.50	11.91%	32.00	3.33%	0.00	0.00%
Subtotal - Other Unions		659	51,184.25	3,851.00	7.52%	10,546.00	20.60%	5,676.75	11.09%	2,843	598,847.44	50,721.21	8.47%	159,723.69	26.67%	56,031.50	9.36%
70	On-Site Design / Management	92	8,441.75	1,411.00	16.71%	1,842.25	21.82%	757.00	8.97%	361	184,144.03	25,885.35	14.06%	24,474.83	13.29%	23,818.30	12.93%
Total		751	59,626.00	5,262.00	8.83%	12,388.25	20.78%	6,433.75	10.79%	3,204	782,991.47	76,606.56	9.78%	184,198.52	23.52%	79,849.80	10.20%

Totals - Overall			
Group	Project Goals	Project To Date	Delta
Women	6.90%	9.78%	2.88%
Minority	15.30%	23.52%	8.22%
Veteran	8.00%	10.20%	2.20%

Notes:

- (1) Statistics include all workforce reports that were received by MGM as of June 30, 2017.
- (2) The total number of unique union workers that have worked on site is approximately 2,528. The 2,843 union workers identified above includes workers that have worked for multiple companies and/or multiple unions.

APPENDIX D

LETTER REGARDING COST OF CONSTRUCTION AND CAPITALIZATION OF GAMING LICENSE



August 7, 2017

Massachusetts Gaming Commission
101 Federal Street, 12th Floor
Boston, MA 02110

Re: Quarterly Report – Second Quarter 2017

Dear Commissioners:

In accordance with 205 CMR 135.02(5)(a) of the Massachusetts Gaming Commission Monitoring of Project Construction and Licensee Requirements (the "Monitoring Regulations"), please see on the attached Exhibit A the costs of construction, infrastructure improvements and related costs incurred by Blue Tarp reDevelopment, LLC ("MGM") through June 30, 2017 in connection with the development of MGM Springfield project in Springfield, Massachusetts (the "Project") compared to MGM's cost estimates as of that date, which costs have been calculated in accordance with 205 CMR 122.03: Costs Included in the Calculation of Capital Investment.

In addition, in accordance with 205 CMR 135.02(b) of the Monitoring Regulations, I direct you to the publicly-filed financial statements of MGM Resorts International, the parent company of Blue Tarp reDevelopment, LLC (the "Licensee"), including MGM's Quarterly Report on Form 10-Q for the quarterly period ended March 31, 2017, filed with Securities and Exchange Commission (the "SEC") on May 9, 2017, which is available at www.sec.gov. As reflected in these financial statements, the Licensee has sufficient resources in order to meet all expected financial obligations relating to the completion of the gaming establishment and related infrastructure improvements associated with the Project.

I hereby certify that the foregoing and attached information is truthful and accurate to the best of my knowledge and belief.

Sincerely,

Courtney Wenleder
Vice President & CFO

cc: Michael Mathis, President & COO
Seth N. Stratton, Vice President & Legal Counsel
Edward Pikula, Esq., Springfield City Solicitor

MGM Springfield
One Monarch Place - Suite 910
Springfield, MA 01144
413-273-5000

Q2 2017 COST ESTIMATE (\$mm)

Ref	Description	Incurred To Date	Remaining	Total Estimate
1	Construction / Design	\$260.0	\$236.7	\$496.8
2	FF&E	\$0.2	\$74.7	\$75.0
3	OSE	\$0.0	\$43.7	\$43.7
	Subtotal of Eligible Cap. Costs	\$260.3	\$355.1	\$615.4
4	Land	\$49.5	\$1.8	\$51.3
5	Off-site Parcel Improvements	\$11.3	\$0	\$11.3
6	License/ Application Fees	\$85.0	\$0	\$85.0
7	Pre-opening Exp. / Host Comm. Costs	\$53.2	\$69.4	\$122.5
8	Fin. Costs / Capitalized Int.	\$22.8	\$45.7	\$68.5
9	Project Contingency	\$0	\$35.0 - \$41.8	\$35.0 - \$41.8
	Subtotal of Ineligible Costs	\$221.8	\$151.9 – \$158.7	\$373.7 - \$380.5
	Total	\$482.1	\$507.0 - \$513.8	\$989.1 - \$995.9

Notes:

(1) Total estimate before Contingency is \$954.1mm. If spent, Contingency is more likely to be spent on and reclassified as Eligible Capital Costs.

(2) The figures above are approximations to the nearest hundred thousand, which in some instances results in minor discrepancies (\$100k or less) in sums.

APPENDIX E

CONSTRUCTION SITE PROGRESS IMAGES AS OF JUNE 30, 2017

AERIAL PROGRESS



Aerial View - March 13, 2017



Aerial View - June 20, 2017

OVERALL SITE PROGRESS



Overall Site Activity from Armory - March 13, 2017

OVERALL SITE PROGRESS



Overall Site Activity from Armory - June 20, 2017

OVERALL SITE PROGRESS



Overall Site Activity from 95 State - June 26, 2017

HOTEL CONSTRUCTION PROGRESS




Hotel Entrance - May 11, 2017



Hotel Entrance - May 11, 2017

PODIUM CONSTRUCTION PROGRESS



Podium Framing - May 23, 2017



Podium MEP - May 23, 2017



Podium Air Handlers Lifted in Place - June 6, 2017

73 STATE CONSTRUCTION PROGRESS



73 State Street - April 28, 2017



73 State Street - April 28, 2017

73 STATE CONSTRUCTION PROGRESS



73 State and Garage - May 22, 2017



Podium Construction - June 15, 2017



73 State Chimney - June 26, 2017

GARAGE CONSTRUCTION PROGRESS



Garage Facade - April 19, 2017



Garage Construction - April 18, 2017



Garage Facade - April 28, 2017

GARAGE CONSTRUCTION PROGRESS



Garage Topping Off - May 17, 2017



Garage Topping Off - May 17, 2017



Garage Topping Off - May 17, 2017

GARAGE CONSTRUCTION PROGRESS



Parking Garage Facade - May 24, 2017



Parking Garage Striping - June 7, 2017



Parking Garage Facade - June 15, 2017

ARMORY/PLAZA



Armory & Plaza View - May 11, 2017



Armory & Plaza View - May 11, 2017



Convention Center Green Roof - June 8, 2017

ENTERTAINMENT/CHURCH PROGRESS



Entertainment Block Construction - April 5, 2017



Church Construction - April 18, 2017

ENTERTAINMENT BLOCK



Entertainment Block Construction - June 15, 2017



Entertainment Block & Church - June 20, 2017



MASSACHUSETTS GAMING COMMISSION
REQUEST FOR VETERAN'S BUSINESS ENTERPRISE
(Pursuant to 205 CMR 135.01)

"Veteran Business Enterprise" (VBE) shall have the same meaning as the term "small business concern owned and controlled by veterans(s)" as defined by the US Dept. of Veterans Affairs (38 CFR 74), whose status can be verified by the Vendor Information Pages Verification Program located at www.VetBiz.gov or the successor vendor information and verification system established by, or in contract with the federal government or by the Division of Licensing of the Massachusetts Gaming Commission.

Name of Applicant: _____

Business Name: _____

Business Address: _____
(Number, Street) (City/State/Zip Code)

(Cell Number) (Daytime Number) (E-Mail Address)

Percentage of the above-named business owned by the applicant: _____%

Check the appropriate box for the type of license that the applicant has applied for:

- Gaming Vendor Primary Gaming Vendor Secondary Non-Gaming Vendor Subcontractor

(NOTE: Please attach a copy of your Articles of Incorporation and label it: "Attachment 1".)

MILITARY SERVICE DATA

1. Have you ever served in the US Military or reserves of the United States?

Yes No If you checked yes, provide the following information:

Branch of Service: _____ Service Serial #: _____ Highest Rank Held: _____

Period(s) of Active Service:

From _____ To _____

From _____ To _____

2. Date and type of discharge or separation (Honorable, Dishonorable, Honorable Conditions, Medical, etc.) from Military Service(s):

Date of each discharge/separation: _____

Type of discharge(s): _____

(NOTE: Please attach a copy of your Military Service Record (DD214). If unavailable, attach a copy of a letter to the appropriate branch of the military requesting a copy of your DD214. Label the attachment: "Attachment 2".)

I, _____, hereby state under the pains and penalties of perjury
(Print your name)

that the information contained herein is true and accurate to the best of my knowledge and understanding.

(Signature)

(Type, Print or Stamp Name)

(Date)

WHY BECOME CERTIFIED?

Executive Departments and other organizations participating in the Commonwealth's Supplier Diversity Program have a 3% benchmark spending goal* each year with Veteran-Owned and Service-Disabled Veteran-Owned businesses. Becoming certified is the first step in taking advantage of these opportunities!

- Join the community of more than 2,000 diverse companies interested in doing business with the state and its suppliers
- Receive alerts about bidding opportunities
- Get invitations to business training and networking events
- Apply for certification or learn which third-party certifications we accept

**In FY2016, the discretionary spending that this 3% benchmark applied to totaled*

\$4.75 BILLION



ATTENTION VETERANS:

OWN A BUSINESS?

BECOME CERTIFIED WITH THE COMMONWEALTH!

CONTACT US!

For more information, policies, and forms, please consult the Supplier Diversity Office's webpage at www.mass.gov/sdo.

For questions about becoming certified or applying for cross-certification, email John Fitzpatrick, Director of Massachusetts Supplier Diversity Programs, at john.b.fitzpatrick@state.ma.us.

Operational Services Division
Supplier Diversity Office
One Ashburton Place, Room 1017
Boston, MA 02108



“By improving the way our military men and women can contract with the Commonwealth, Massachusetts is sending a powerful statement to encourage entrepreneurship and advancement for hundreds of veteran business owners.”
- Lieutenant Governor Karyn Polito

WHAT IS CERTIFICATION?

The Commonwealth of Massachusetts is committed to leading the nation in ensuring access and equal opportunity for all.

The Supplier Diversity Program (SDP) was established to promote equality in the state contracting process by ensuring participation of **Minority- (MBE), Women-(WBE), Veteran- (VBE), and Service-Disabled Veteran-Owned Business Enterprises (SDVOBE)* as well as small businesses** in all areas of state contracting for goods and services. The Commonwealth’s SDP mission is to increase business opportunities for diverse firms and to diversify our contractors.



*Disability- (DOBE) and LGBT-Owned Business Enterprises (LGBTBE) also are included in the SDP and will have benchmark spending goals when sufficient capacity has been developed.

HIT THE GROUND RUNNING

- 1 VISIT MASS.GOV/SDO/START.** Find out which certifications suit your business and find out what next steps you should take.
- 2 REGISTER YOUR BUSINESS IN COMMBUYS.** Sign up for alerts for new bids and learn more about Statewide Contracts. While registering in COMMBUYS, register for the Small Business Purchasing Program (SBPP) if you own a small Massachusetts business.
- 3 ATTEND A PRE-CERTIFICATION WORKSHOP.** Walk through the rules and regulations regarding the certification process and the Supplier Diversity Program.
- 4 APPLY FOR CERTIFICATION.** Gather your documentation and submit your application for consideration.
- 5 GET TO WORK!** Certification is just the beginning—research prospective clients, learn more about contracting, and start promoting yourself as a diverse business.

“Certification has led to rapid growth in our business by opening doors to opportunities and contractor relationships we wouldn’t have access to otherwise. Once you’re eligible, start the process—you’re doing a disservice to your company by not being certified.”

- David Winchester, Managing Director of Ready 2 Run Graphics & Signs, Inc. (VBE)

TRAINING

While your application is being processed, attend the following free training classes to hit the ground running:

- **CONNECTING YOUR BUSINESS TO THE COMMONWEALTH**
- **COMMBUYS ESSENTIALS FOR SELLERS**
- **DEMYSTIFYING THE RFR**
- **SDP OVERVIEW FOR CERTIFIED BUSINESSES**

Visit mass.gov/osd and click OSD Training > Training Courses > Vendor Course Descriptions for class details and available dates.

Disclaimer: neither certification with the Supplier Diversity Office nor COMMBUYS registration constitute a guarantee of obtaining business from or through the Commonwealth of Massachusetts. SDO certification is not required to obtain a state contract.

For Immediate Release - April 28, 2016

Baker-Polito Administration Announces New Opportunities for Veteran-Owned Businesses

New supplier diversity certification for veteran business owners streamlines process, reduces wait times

FOXBOROUGH – Governor Charlie Baker and Lt. Governor Karyn Polito today announced a new Massachusetts Veteran Certification program and outreach process to reduce federal certification wait times, increase the participation of veteran and service-disabled veteran business owners in the Commonwealth’s supplier diversity program for goods and services’ contracts, and foster growth, competition and economic development opportunities for veteran-owned firms in Massachusetts.

“As our veterans return to create businesses and job opportunities for others, this process will improve their ability to compete for state and local contracts,” **said Governor Charlie Baker.** “We are proud to support our servicemen and women and their families for the sacrifices they have made, and for the continued contributions they make to economic development and their communities at home.”

The announcement follows the Baker-Polito Administration’s [supplier diversity enhancements and expansion opportunities](#) for veteran, LGBT, disability, diverse and small business entities announced in November, which included expanding the service-disabled veteran-owned business category of the Supplier Diversity Program to include all veterans, under an existing benchmark of 3%. While the administration will continue to employ cross-certification of veteran and service-disabled veteran businesses from partners like VetBiz and the U.S. Business Leadership Network, the state certification will significantly reduce the length of wait times veteran-owned businesses have experienced through the VetBiz process.

“By improving the way our military men and women can contract with the Commonwealth, Massachusetts is sending a powerful statement to encourage entrepreneurship and advancement for hundreds of veteran business owners,” **said Lt. Governor Karyn Polito.**

The Massachusetts Veteran Certification program was announced today at the Commonwealth’s 18th annual MASSBUYS EXPO in Foxborough, a 100% exhibitor-funded, two-day event convening nearly 3,000 businesses and public purchasing and procurement officials from state and local government, non-profits and educational institutions. The MASSBUYS EXPO is the largest business to government event of its kind in New England. This year’s MASSBUYS EXPO includes the first Supplier Diversity Networking Event, which allows small and diverse businesses that are certified by the Supplier Diversity Office (SDO) to network with MASSBUYS attendees and

exhibitors.

Veteran certification by the Commonwealth will begin on May 1 for all Massachusetts-based businesses, June 1 for New England based businesses and July 1 for firms in other states.

“Establishing a veteran-owned business certification program is a testament to the administration’s support for increasing the participation of veteran entrepreneurs in the Commonwealth,” **said Veterans Services Secretary Francisco Ureña**. “I thank Governor Baker and Lt. Governor Polito for their leadership and for championing our veterans and enhancing opportunities for their employment and success.”

The development and implementation of the Massachusetts Veteran Certification program is supported in part by a \$20,000 Diversity Goal and Business Technical Assistance Grant Opportunity awarded by the Massachusetts Gaming Commission.

“MGC is proud to support the SDO’s initiative to establish a certification and outreach program for veteran-owned businesses with the issuance of a \$20,000 grant from MGC’s newly established *Diversity Goal and Business Technical Assistance Grant Program*,” **said Jill Griffin, Director of Workforce, Supplier and Diversity Development for the Massachusetts Gaming Commission**. “An expedited certification for veteran business enterprises coupled with outreach and training programs will greatly assist in fulfilling the legislative mandate to ensure that the gaming industry in Massachusetts is inclusive and provides opportunities that reflect the diversity of the Commonwealth.”

The Baker-Polito Administration also initiated a [bi-annual Supplier Diversity Regional Series](#) in the fall of 2015, led by the Governor’s Office of Access and Opportunity (OAO), Massachusetts Office of Business Development (MOBD), the Operational Services Division (OSD) and OSD’S Supplier Diversity Office to increase engagement and marketplace opportunities for small and diverse business enterprises with procurement officials in state and local government, educational institutions, medical facilities and the private sector. The inaugural series hosted over 800 attendees.

In February, 2015, Governor Baker signed Executive Order No. 559, [elevating the Office of Access and Opportunity](#) to the Governor’s Office under the direction of a Deputy Chief of Staff to further the administration’s priority of increasing diversity and inclusion within state government employment and procurement. The Executive Order also established a cross-administration Steering Committee for Access and Opportunity to coordinate best practices.

###

Expanded Supplier Diversity Categories and Cross-Certification Partners



Certification Categories	FY15	FY16	Changes
Minority (MBE)	☑	☑	Accept Greater New England Minority Supplier Development Council (GNEMSDC) and City of Boston applications.
Women (WBE)	☑	☑	Accept WBENC, City of Boston applications.
MA Based Small Business (SBPP)	☑	☑	
Service-Disabled Veteran (SDVOBE)	☑	☑	Continue with the U.S. Department of Veterans Affairs. Accept U.S. Business Leadership Network certifications
Veteran (VBE)		☑	Accept U.S. Department of Veterans Affairs certifications. Commonwealth began certifying VBEs on May 1, 2016.
Disability (DOBE)		☑	Accept U.S. Business Leadership Network certifications
Lesbian, Gay, Bisexual and Transgender (LGBTBE)		☑	Accept National Gay & Lesbian Chamber of Commerce certifications



Streamlined State Certification



“Business friendly, reliable, rigorous and industry-standard”

Document/Process	FY2015	FY2016/2017
State Certification Application Form	32 pages	10 pages (69% reduction)
Joint State Certification Application for DBE Certification Applicants	32 pages	One page (97% reduction)
Application Submission Method	Hard copy by mail	Electronic submission accepted
Applicant Correspondence	Hard copy by mail	Electronic, except appeals
Document Storage	Paper files in a 400-square-foot file room	Electronic document management system
Informal Appeal Process prior to Formal Appeals	Not available	Implemented
Site Visits	Required in-person site visits for certain business categories	Introduced “virtual” site visit option for the same business categories
Certification Renewal Form	10 pages	Two pages (80% reduction)
Certification Renewal Frequency	Every two years	Every three years



Supplier Diversity Office

State Application for Certification

Minority Business Enterprise (MBE)

Women Business Enterprise (WBE)

Non-Profit Organization (NPO)

Portuguese Business Enterprise (PBE)

Veteran Business Enterprise (VBE)



Operational Services Division
Supplier Diversity Office
One Ashburton Place
Room 1017
Boston, MA 02108

Telephone: 617-720-3357
Facsimile: (617)727-4527
E-mail: wsto@state.ma.us
Website www.mass.gov/sdo

ATTENTION!
PLEASE READ BEFORE FILLING OUT THIS APPLICATION.

If you are applying for State Certification Only (State MBE, WBE, M/WBE, M/NPO, W/NPO, M/W/NPO, PBE or VBE):

- Complete this state application form and retain a copy for your records.
- **Send the completed form with supporting documents to: wsgdo@state.ma.us.** While our mailing address for State Certification remains unchanged (Supplier Diversity Office, One Ashburton Place, Room 1017, Boston, MA 02108), effective July 1, 2016, we accept electronic versions of all certification documents at this email address.

If you are applying for DUAL Certification (Federal DBE and State MBE, WBE, M/WBE, PBE or VBE certification):

- Do not complete this application form. Please complete the one-page Dual Certification [Cover Sheet for DBE Applicants](#) and the applicable Federal DBE application forms ([For Massachusetts firms](#) or [For Out-of-State firms](#)) and retain a copy for your records.
- Send your completed Cover Sheet for DBE Applicants, DBE Application, and supporting documents (specified in DBE Application) to:

Supplier Diversity Office
Operational Services Division
DBE Program
The State Transportation Building
10 Park Plaza, Suite 2600
Boston, MA 02116

If you are already certified by another organization:

- MBE, WBE, M/WBE or VBE and you are already certified by another certifying organization, see [How to Apply for Expanded Certification Categories](#) to determine if SDO accepts that other organization's certification.
- Service-Disabled Veteran (SDVOBE), Lesbian, Gay, Bisexual and Transgender (LGBTBE) or Disability-Owned Business Enterprises (DOBE) certification, see [How to Apply for Expanded Certification Categories](#).

1. All firms whose principal place of business is Massachusetts must attend a Pre-Certification Workshop prior to submitting this application. All out-of-state firms must view the [SDO Pre-Certification Training Webcast](#), which may be found at <http://www.mass.gov/sdo>.
2. Please completely fill in this application and submit the completed application with all required documents listed in Attachment 1 that are applicable to the business structure of your organization.
3. Applicants must provide SDO with notice of any changes in ownership, control, firm name, address and e-mail address throughout the life of your certification with the SDO. Failure to provide this information in a timely manner may be grounds to remove your certification.
4. The SDO uses email for most correspondence. Please ensure that the email provided on your application is one regularly checked and inform the SDO of any email address changes.
5. Certification is not a fixed designation. The SDO reserves the right to conduct random spot checks of your business and its records to ensure that your entity continues to meet certification eligibility as defined by 425 CMR §2.02(1)(7), or successor regulations.
6. Incomplete applications **will not be processed and may be returned to you.** If your firm fails to meet SDO deadlines, no further action will be taken on your application for 180 days.
7. Each eligible owner on whom you rely to establish 51% minority and/or woman ownership of the firm must provide his or her own separate notarized attestation in connection with this application.

STATE APPLICATION FORM

Section A: CERTIFICATION INFORMATION

1. MANDATORY PREREQUISITES TO APPLICATION:

<input type="checkbox"/> - For in-state firms only, Date & Location of Mandatory Pre-Certification Workshop Attended by Applicant:	
Date (mm/dd/yyyy):	6T
Location (city):	Click here to enter a date.
<input type="checkbox"/> - For out-of-state firms only, check here if you viewed the mandatory SDO Pre-Certification Training Webcast , which may be found at http://www.mass.gov/sdo .	
Mandatory COMMBUYS Registration - All Firms seeking certification are required to register in the Commonwealth's Market Center, at www.COMMBUYS.com , unless they request a waiver of the COMMBUYS registration requirement. Check one:	<input type="checkbox"/> - I have registered my firm in COMMBUYS, where the Commonwealth and many municipalities post bidding opportunities; my COMMBUYS Vendor ID # is: 6T; or <input type="checkbox"/> - I have not registered my firm in COMMBUYS because I am not interested in Commonwealth public bidding/contract opportunities and request a waiver of the COMMBUYS registration requirement.
Small Business Purchasing Program (SBPP)¹: When registering in COMMBUYS, did you also register for the SBPP? Check one:	<input type="checkbox"/> - Yes; -or- <input type="checkbox"/> - No; If no, please describe why: 6T.

2. BUSINESS PROFILE:

Certification Category(ies) - You are applying for certification as a (Check all that apply):	<input type="checkbox"/> - Minority Business Enterprise (MBE) <input type="checkbox"/> - Woman Business Enterprise (WBE) <input type="checkbox"/> - Portuguese Business Enterprise (PBE) ² <input type="checkbox"/> - Veteran Business Enterprise (VBE)
For-Profit/Non-Profit Status. Check one:	<input type="checkbox"/> - For-Profit; -or- <input type="checkbox"/> - Non-Profit (NPO)
Is your principal place of business in Massachusetts? Check one:	<input type="checkbox"/> - Yes <input type="checkbox"/> - No (See Section 7 below for additional information)

Section B: GENERAL BUSINESS INFORMATION

3. CONTACT INFORMATION:

<u>Required Company Information</u>	<u>Applicant Response</u>			
Eligible Principal/Agent (First Name & Last Name):				
Owner Name (if different):				
Company Name (Legal Name):				
Doing Business As (DBA):				
Contact Person Name:				
Email Address (inform SDO of any changes):				
Organization Website:				
Phone Number:				
Facsimile Number:				
Company Physical Street Address (Number & Street; P.O. Boxes are <u>not</u> allowed):				
Number & Street:	City/Town:	County:	State:	Zip Code:

¹ To qualify for the SBPP, a firm must: (1) Have its principal place of business in Massachusetts; (2) Have been in business for at least one year; (3) Currently employ a combined total of 50 or fewer full-time employee (FTE) equivalents in all locations; and (4) Have gross revenues as reported on the appropriate Massachusetts Department of Revenue state tax forms of \$15 million or less, based on a three (3)-year average.

² In 425 CMR 2.02, the term Minority includes Portuguese-owned firms as follows: "(f) Portuguese means: All persons having Portuguese origin. Portuguese persons shall only be included in the definition of minority if specifically set forth in programs funded by state transportation bond statutes which include such persons as eligible participants."

Company Mailing Address (if different; P.O. Boxes are allowed if Street Address is provided above):				
Number & Street <u>or</u> P.O. Box:	City/Town:	County:	State:	Zip Code:

4. **LEGAL STRUCTURE OF COMPANY:** If your company began as a sole proprietorship and later became a corporation, enter the starting dates for each. Please only fill in the applicable box(es) below:

Company Structure	Formation Date (mm/dd/yyyy)	Company Federal Identification Number (FEIN) or Social Security Number (SSN)	Insert "Yes" or "No" if this is a SSN
Sole Proprietorship			
Corporation			
Partnership			
Limited Liability Corporation (LLC)			
Limited Liability Partnership (LLP)			
Professional Corporation (PC)			

5. **IDENTIFICATION NUMBERS:** Please provide the appropriate identification number below to help us establish a vendor profile for your firm:

Federal Employee Identification Number		(9 digits)
Social Security Number		(9 digits)
DUNS Number (optional; apply online)		(9 digits)
Commonwealth Vendor Code (VC): If you are currently doing business with the Commonwealth, please provide your Commonwealth-issued VC Number	VC	(10 digits)

6. **PRODUCT(S) OR SERVICE(S) OFFERED:** Describe the primary products/services that your business provides with a listing of all products/services in fifteen words or less (such as house painting or website design) included in this description. Do not list inventory for sale.

--

7. **OUT OF STATE FIRMS APPLYING FOR MBE AND/OR WBE CERTIFICATION ONLY:** All out-of-state firms must be certified as an MBE, WBE, M/WBE, or DBE by a governmental agency (city, county, state), by your home state Department of Transportation, or by an SDO-approved third-party certifying partner organization (for a list of certifying partners see the [SDO website](#)). Out-of-state applicant firms must provide the SDO with a home state or third-party certification letter. In addition, applicants should make every effort to acquire and provide to the SDO a home state site visit report issued by one of the entities identified above. **If the SDO does not receive a home state site visit report as part of the application or within 30 calendar days of requesting it from the home state certifying agency, your application will be placed in inactive status.**

Is the home state site visit report attached to this application?	<input type="checkbox"/> - Yes <input type="checkbox"/> - No (provide the information below)
Home State Certifying Agency:	
Address:	
Telephone and Fax Numbers:	
Primary Business Contact Name:	

Section C: OWNERSHIP

8. PROOF OF US CITIZENSHIP OR LAWFUL PERMANENT RESIDENCE:

(a) Are all owners citizens or lawful permanent residents of the United States?

Check one: Yes - or No -

(b) Please provide information on all owners, shareholders, directors, and/or partners in the chart below. Attach additional sheets if necessary. Use the following Ethnicity Codes in column 4 in the table below:

(c) Non-Profit Organizations (NPO): Use the below table for the Executive Director and key employees with N/A in ownership columns. Attach a separate document showing US citizenship/permanent resident status, gender, ethnicity, veteran status, and current term start and end dates for all Board Members/Trustees.

Ethnicity Codes: 2 = Caucasian; 3 = Black/African American; 4 = Hispanic/Latino; 5 = Asian American (Pacific); 5A = Asian American (Subcontinent); 6 = Native American; 7 = Cape Verdean; 9 = Portuguese; A = Aleut/Eskimo

Name and Title	US Citizen or Lawful Permanent Resident	Gender (M/F)	Ethnicity Code (See Above)	Veteran? (Y or N)	% of Ownership	# of Shares Owned (corporations only)	Date of Ownership	Purchase Price
								\$
								\$
								\$

9. BUSINESS HISTORY / CHANGES IN OWNERSHIP:

For-Profit Organizations should describe:

Describe changes in ownership, company name, officers and/or directors, transfers, etc. since the inception of the business. Include the dates on which these changes took place. Please attach additional sheets if necessary.

Non-Profit Organizations should describe:

Date of formation and principal service offered	
Whether the firm has filed for status as an IRS 501(c)(3) or 501(c)(4);	
Year of the most recent Annual Report filed with the Massachusetts Secretary of State's Office	
Year of the most recent Form PC filed with the Massachusetts Attorney General's Division of Public Charities	

10. FISCAL INFORMATION: If you have been in business for less than a year, then provide the current reporting period (e.g. from: mm/yyyy to: mm/yyyy) that you have been in operation in the "Year" column in the table below:

Year	Gross Sales \$	Total Number of Employees
	\$	

Section D: CONTROL

11. LICENSES:

(a) Are licenses or accreditation used in conducting your business? **Check one:** Yes - or No -

(b) If **yes**, please provide copies of all current licenses (held by key employees, owners, officers, directors, managing members or partners) obtained for use in the primary function of this business as stated in Questions 6 of this application.

12. BANKING INFORMATION: Please provide summary information on the banks that the company uses for business regardless of your firm's business structure. Please attach the bank signature card for the business accounts with this bank or a letter from the bank noting who has signatory authority.

Bank Name	Type of Account

13. GOVERNING BODY CONTROL: Identify the gender, ethnicity, name and title of all directors, managing members or managing partners at the firm. Remember to include copies of resumes and professional licenses held by all board members with your application:

Name	Title	Ethnicity ³	Gender (M/F)	Veteran or Non-Veteran

14. OWNERS AND KEY EMPLOYEES: Identify owners and key employees who control the firm in the following areas:

Duty	Name	Title	Ethnicity ⁴	Gender (M/F)	Veteran or Non-Veteran
(1) Financial Decisions (loans or lines of credit, authorized to sign company checks, authorized to make financial transactions)	(a)				
	(b)				
(2) Estimating and Bidding	(a)				
	(b)				
(3) Contract Negotiation and Execution	(a)				
	(b)				
(4) Hiring and Firing of Management Personnel	(a)				
	(b)				
(5) Field or Production Supervision	(a)				
	(b)				
(6) Office Management	(a)				
	(b)				
(7) Purchasing of Major Equipment	(a)				
	(b)				

Note: If more than two Owners/Key Employees are assigned control in any of these areas of the firm, copy this page and attach with additional names and required information.

³ See Question 8 for Ethnicity Codes.

⁴ See Question 8 for Ethnicity Codes.

Section E: INDEPENDENCE

15. Provide responses to the following for those persons identified in Section D, Items 13 and 14 (attach information on additional sheet if necessary) and the firm in general:

(a) Do any of these individuals share a Management or Supervisory Position for any other business? Check one: Yes - <input type="checkbox"/> or No - <input type="checkbox"/>	If Yes, please explain:
(b) Does the applicant firm share tools, equipment, space, finances, contracts, or personnel with any other business or person? Check one: Yes - <input type="checkbox"/> or No - <input type="checkbox"/>	If Yes, please explain:
(c) Is there another firm which may directly or indirectly benefit from certification because of common ownership or control of the applicant firm? Check one: Yes - <input type="checkbox"/> or No - <input type="checkbox"/>	If Yes, please explain:

Section F: ONGOING

BUSINESS FACILITIES & EQUIPMENT

16. **BUSINESS SPACE:** Please provide the information below and see the document requirements in Attachment One: Document Lists based on business structure.

Type of Facility (home office, warehouse, yard) and Street Address	Is Space Owned, Leased, Rented or Tenancy at Will (Owner of Facility if leased or rented)	Current Value of Property or Monthly Lease/Rent	Square Footage
		\$	
		\$	

17. **LEASED OR OWNED EQUIPMENT/VEHICLES USED IN THE CONDUCT OF THE BUSINESS:** List all major pieces of equipment and/or machinery that your company owns or leases, other than office furniture. List all items with an original value greater than \$500. Please describe the equipment or vehicle type, quantity, purchase or lease date, and purchase or lease price. Attach additional sheets if necessary.

A. Industry Specific Equipment, including office and computer equipment valued at greater than \$500 each:

Type of Equipment	Qty.	Make/Model	Purchase Price	Equipment Owned or Leased?	Storage Location	Value of storage space if owned or monthly lease/rent
			\$			
			\$			

B. Vehicles: Please provide the information below and see the document requirements in Attachment One: Document Lists based on business structure.

Type of Vehicle	Qty.	Make/Model	Purchase Price	Vehicle Owned or Leased?	Storage Location	Value of storage space if owned or monthly lease/rent
			\$			
			\$			

18. **RECENT CONTRACTS:** Provide the following information for three (3) recent customers or clients of your firm in the last six months to a year.

Agency/Company	Date of Sale and Dollar Amount (mm/yyyy)	Scope of Services
	\$	
	\$	
	\$	

Acknowledgments and Verification

Please **make a copy** of the entire application, including supporting documents, for your files. By submitting an Application for Certification, the Applicant acknowledges and accepts the following terms:

- 1) This application form, the supporting documents, and any other information provided in support of the application are considered part of the application. Pursuant to 425 CMR 2.00 *et seq.*, an applicant that knowingly provides false or misleading information on his/her application may be barred from certification for a period of up to five (5) years.
- 2) Pursuant to 950 CMR 32.00, Public Records Access Regulations, an agency may not disclose information submitted in an application, unless such disclosure request is made pursuant to applicable state and federal laws.
- 3) You may be required to show proof of minority or women business enterprise status in addition to the information disclosed in this application. By making this application, the applicant agrees to submit additional proof, if requested. The applicant acknowledges that SDO may decide not to certify the applicant if additional proof is not submitted within the allotted time period.
- 4) The applicant consents to an examination of its books and records and to interviews with its principals and employees by SDO for the purpose of determining whether the application is, or continues to be, an eligible minority and/or woman owned business. The applicant acknowledges that certification may be denied or revoked if the examinations or interviews are refused within the allotted time period, or if it is determined that the applicant does not qualify as a minority and/or woman owned business.
- 5) The applicant consents to inquiries being made by SDO to the applicant's bonding companies, banking institutions, credit agencies, contractors and clients for the purpose of determining the applicant's eligibility for certification. If the applicant fails to permit the inquiries, such failure may be grounds for denying or revoking certification.
- 6) The applicant has a continuing duty to ensure that the SDO has current, true, accurate and non-misleading business-related information in its files. The applicant agrees to provide information to SDO, **within thirty (30) days**, regarding any change in the ownership, structure, or operational and managerial control of the applicant's business after the initial certification application has been filed.
- 7) State Certification is normally granted for a period of three (3) years. However, in the event that the information provided in the original application is called into question, or SDO has been notified that there has been a **material change in the ownership or operational management of the company**, SDO may conduct a review and/or request additional information, including the submission of a new application and/or the examination of the applicant's principals or employees. The applicant's failure to cooperate may be grounds for revocation of the certification.
- 8) By signing below, I agree to allow the SDO to utilize application information about my firm after being successfully certified in order to enable the OSD and other agencies participating in supplier diversity programs (including, but not limited to Commonwealth Departments, the MBTA, and MassHousing) to identify my firm in their respective vendor databases as being certified.

Important: Each eligible owner on whom you rely to establish at least 51% ownership and control of the firm must provide his or her own separate notarized attestation in connection with this application. Attach as many **notarized** attestations as needed.
Non-Profit applications must provide a **notarized attestation** from either the chairperson of the Board of Directors or Executive Director.

Notarized Verification

State:	
County:	
Applicant Company Name:	
Applicant Representative Name:	
Applicant Representative Title:	
Applicant Representative Signature:	
The individual named above, being duly sworn, is an authorized representative of the above-named Company, which is the enterprise making the foregoing application, and, by signing above, confirms that she/he has read this application, understands the content and represents that the statements made herein are true, accurate and correct.	
Notary Printed Name:	
Notary Signature:	
Sworn before Notary on the following date:	
Notary commission expires:	
Affix Notary's seal here:	

Attachment One: Document Lists

Note: Below, you will find six separate document requirements based on business structure. Choose the column list that corresponds to your business structure and submit all required documents marked with an X. Remember to keep a copy of your signed and notarized application for your files. Send the completed form with all required supporting documents to: wtdo@state.ma.us. While our mailing address for State Certification remains unchanged (Supplier Diversity Office, One Ashburton Place, Room 1017, Boston, MA 02108), effective July 1, 2016, we accept electronic versions of all certification documents at wtdo@state.ma.us.

If you have questions when you are preparing your documentation, please contact SDO as follows and a staff person will be pleased to assist you:

Telephone: 617-720-3357
 Facsimile: (617)727-4527
 E-mail: wtdo@state.ma.us
 Website www.mass.gov/sdo

REQUIRED DOCUMENT LISTS

*Your Certification Investigator and/or the Certification Committee may request additional items on an as needed basis. Failure to meet Agency deadlines will result in deactivation of your firm's file for **180 days**.*

Check if attached	Documents Required to be Submitted with this Application based on Business Structure of the Organization:	Sole Proprietor	Partnership	LLC/LLP/LP	Corporation	Out of State Firm	Non-Profit
<input type="checkbox"/>	Original signed Request for Verification of Taxation Reporting Information (W-9) Form. Do Not Date This Form. http://www.mass.gov/anf/docs/osd/sdo/forms/sdo-request-form.pdf	X	X	X	X	X	X
<input type="checkbox"/>	Original signed Commonwealth Terms and Conditions Form. Do Not Date This Form. http://www.mass.gov/anf/docs/osd/sdo/forms/state-terms-conditions.pdf	X	X	X	X	X	X
<input type="checkbox"/>	Current resumes and professional licenses (used in the conduct of the business, if applicable) held by owners, officers and key employees demonstrating education, training, and prior employment dates and duties. For non-profits: resumes and professional licenses of the Executive Director, key employees and the Board of Directors/Trustees.	X	X	X	X	X	X
<input type="checkbox"/>	A copy of a birth certificate, US passport, lawful permanent resident card or tribal registration card (If Native American) for all eligible owners.	X	X	X	X	X	
<input type="checkbox"/>	Copy of bank signature card OR letter from bank that states who has signatory authority.	X	X	X	X	X	X
<input type="checkbox"/>	Copy of most recent complete Business Federal Tax Return, signed or with proof of e-filing , including all schedules or the extension submitted to the IRS. Do not include state taxes. If less than one year in business, substitute with a copy of the opening business balance sheet. Sole proprietors submit business 1040 federal personal tax return, signed or with proof of e-filing , including Schedule C or the extension submitted to the IRS	X	X	X	X	X	X
<input type="checkbox"/>	Signed Partnership agreement.		X				
<input type="checkbox"/>	Signed LLC/LLP/LP Operating Agreement with ownership percentages.			X			
<input type="checkbox"/>	Signed LLC/LLP/LP Certificate of Formation.			X			
<input type="checkbox"/>	Articles of organization, incorporation or association, with (where applicable) all amendments.				X		X
<input type="checkbox"/>	By-laws with all amendments showing any changes in officers, ownership or business structure.				X		X
<input type="checkbox"/>	Copies of the front and back of all issued and cancelled stock certificates, and copy of stock transfer ledger.				X		

Documents Required to be Submitted with this Application based on Business Structure of the Organization (continued):		Sole Proprietor	Partnership	LLC/LLP/LP	Corporation	Out of State Firm	Non-Profit
<input type="checkbox"/>	Copy of vehicle registration(s) used in the conduct of business only (See "Leased or Owned Equipment/Vehicles" section of this application to determine if applicable).	X	X	X	X	X	X
<input type="checkbox"/>	Copy of contracts or invoices from three (3) recent customers or clients showing the scope of your services with a dollar amount. If not applicable or available, provide marketing materials prepared for the business that show the scope of service(s) performed and dollar amounts.	X	X	X	X	X	X
<input type="checkbox"/>	Business space documentation (if applicable based on business structure), e.g. copy of recent property tax bill if firm owns building, copy of lease if leased space and written lease exists, or copy of 3 months' rent checks and landlord name if a tenant-at-will and no written lease exists.	X	X	X	X	X	X
	OUT OF STATE FIRMS – Additional Required Documents: All Out of State Applicants, must provide applicable supporting documentation according to the firm's business structure, see above (e.g., sole proprietorship, corporation), and:					X	
<input type="checkbox"/>	✓ A home state certification letter or evidence of certification by a home state governmental agency (city, county, state), by your home state Department of Transportation, or by an SDO-approved third-party certifying partner organization.					X	
<input type="checkbox"/>	✓ A home state site visit report that explains who owns at least 51% of the applicant firm and who has the knowledge, skills, background and/or professional licenses to manage its daily operations (if available from certifying agency).					X	
	NON PROFIT ORGANIZATIONS (NPO) - Additional Required Documents: All non-profit applicants must provide applicable supporting documentation according to the firm's business structure, see above (e.g., sole proprietorship, corporation), and:						X
<input type="checkbox"/>	✓ List of all Board of Directors/Trustees members; identify US citizenship/permanent resident status, gender, ethnicity and current term start and end dates.						X
<input type="checkbox"/>	✓ IRS tax-exempt certification letter for a 501 (c) (3) or 501 (c) (4) organization.						X
<input type="checkbox"/>	✓ Complete copy of most recent Form PC filed with the Massachusetts Attorney General, Division of Public Charities.						X
<input type="checkbox"/>	✓ First page of the most recent IRS Form 990.						X
<input type="checkbox"/>	✓ Current or proposed budget.						X
<input type="checkbox"/>	✓ Current (most recent) Massachusetts Non-Profit Annual Report filled with the Secretary of State.						X
	VETERAN BUSINESS ENTERPRISE (VBE) - Additional Required Documentation: All VBE applicants must provide applicable supporting documentation according to the firm's business structure, see above (e.g., sole proprietorship, corporation), and:						X
<input type="checkbox"/>	✓ Certificate of Release or Discharge from Active Duty a/k/a Report of Transfer or Discharge (DD Form 214) for all eligible VBE owners.	X	X	X	X	X	X

No Documents

No Documents



Legal Division

Amended Small Business Impact Statement

The Massachusetts Gaming Commission (“Commission”) hereby files this amended small business impact statement in accordance with G.L. c.30A, §5 relative to the proposed amendments in **205 CMR 134.00: Licensing and Registration of Employees, Vendors, Junket Enterprises and Representatives, and Labor Organizations**; for which a public hearing was held on August 3, 2017. These amendments were developed as part of the process of promulgating regulations governing the operation of gaming establishments in the Commonwealth. The amendments change the administrative closure periods to 21 days each for gaming vendors and employees. If an employee or vendor chooses to file a new application, these amendments remove the mandatory waiting period and they are able to immediately submit a new application. These regulations are largely governed by G.L. c. 23K §§ 3, 12, 16, 30 and 31.

These amendments apply directly to gaming vendors and employees. To the extent that vendors are small businesses, the amendments may impact small businesses. However, these changes only apply in cases where an applicant is non-responsive to a Commission request for information, and update the process by which an application can be administratively closed. These amendments do not require a small business to take any action that is not already required.

In accordance with G.L. c.30A, §5, the Commission offers the following responses on whether any of the following methods of reducing the impact of the proposed regulation on small businesses would hinder achievement of the purpose of the proposed regulation:

1. Establishing less stringent compliance or reporting requirements for small businesses:

These amendments do not require a small business to take any action that is not already required. Vendors are required to submit requested information within 21 days or their application may be administratively closed. However, if a vendor chooses to file a new application, these amendments will make it easier and quicker to file a new application by removing the cooling off period and allowing vendors to immediately submit a new application.

2. Establishing less stringent schedules or deadlines for compliance or reporting requirements for small businesses:

These amendments do not require a small business to take any action that is not already required. Vendors are required to submit requested information within 21 days or their application may be administratively closed. However, if a vendor chooses to file a new application, these amendments will make it easier and quicker to file a new application by removing the cooling off period and allowing vendors to immediately submit a new application.



Massachusetts Gaming Commission

3. Consolidating or simplifying compliance or reporting requirements for small businesses:

These amendments do not require a small business to take any action that is not already required. Vendors are required to submit requested information within 21 days or their application may be administratively closed. However, if a vendor chooses to file a new application, these amendments will make it easier and quicker to file a new application by removing the cooling off period and allowing vendors to immediately submit a new application.

4. Establishing performance standards for small businesses to replace design or operational standards required in the proposed legislation:

There are no performance standards for small businesses to replace design or operational standards required in the proposed amendments. Vendors are required to submit requested information within 21 days or their application may be administratively closed.

5. An analysis of whether the proposed regulation is likely to deter or encourage the formation of new businesses in the Commonwealth:

The amendments change the administrative closure periods to 21 days each for gaming vendors and employees and therefore are not likely to deter or encourage the formation of new businesses in the Commonwealth.

6. Minimizing adverse impact on small businesses by using alternative regulatory methods:

There are no alternative regulatory methods to minimize adverse impacts on small businesses. Vendors are required to submit requested information within 21 days or their application may be administratively closed. However, if a vendor chooses to file a new application, these amendments will make it easier and quicker to file a new application by removing the cooling off period and allowing vendors to immediately submit a new application.

Massachusetts Gaming Commission

By:

Cecelia M. Porché, Paralegal
Legal Division

Dated: _____



Massachusetts Gaming Commission

205 CMR: MASSACHUSETTS GAMING COMMISSION
205 CMR 134.00: LICENSING AND REGISTRATION OF EMPLOYEES, VENDORS,
JUNKET ENTERPRISES AND REPRESENTATIVES,
AND LABOR ORGANIZATIONS

134.14: Administrative Closure of Applications for Registration or Licensure

(1) All applicants for a Key Gaming Employee License, a Gaming Employee License, a Gaming Vendor License, a Gaming Service Employee Registration or a Non-gaming Vendor Registration shall promptly respond to any request for information from the Division of Licensing and/or the Bureau. This obligation is in addition to the continuing duty set forth in 205 CMR 134.18(1).

(2) Failure of an applicant for a Key Gaming Employee License, a Gaming Employee License, **a Gaming Vendor License**, or a Gaming Service Employee Registration, **or a Non-gaming Vendor Registration** to respond to a request for information from the Division of Licensing and/or the Bureau within **14 21** days of the request may result in the administrative closure of the application for registration or licensure **and the corresponding administrative revocation of a registration or temporary license, if applicable.**

~~(3) Failure of an applicant for a Gaming Vendor License or a Non-gaming Vendor Registration to respond to a request for information from the Division of Licensing and/or the Bureau within 30 days of the request may result in the administrative closure of that license application or registration.~~

~~(4)~~ (3) In the event that an application for registration or licensure is administratively closed for failure to provide requested information or to comply with the obligations set forth in **either 205 CMR 134.14 or 205 CMR 134.18(1)**, the Division of Licensing will notify the applicant of the **determination by writing which identifies the** specific deficiencies in the application **that served as the basis for the closure.** Additionally, the following conditions will apply:

- ~~a) Once an application for registration or licensure has been administratively closed it shall not be re-opened for a minimum of 30 days.~~
- ~~b) Any request to re-open an application for registration or licensure previously subject to administrative closure requires the applicant to provide all outstanding information as previously detailed in the administrative closure notification from the Division of Licensing. The submission of outstanding information is not a guarantee of licensure/registration. The Division of Licensing and/or the Bureau may in its discretion require a revised full application after considering the potential for stale information in the original application.~~

~~(5) An application that has been administratively closed for failure to maintain ongoing employment by a gaming licensee shall not be subject to the 30-day minimum closure period set forth in 205 CMR 134.14(4)(a) if the applicant provides new proof of employment from a gaming licensee in a manner prescribed by the Division of Licensing within 29 days of the notice of administrative closure.~~

~~(6) Any request to re-open an application for registration or licensure previously subject to administrative closure requires the applicant to provide all outstanding information as previously detailed in the administrative closure notification from the Division of Licensing. The submission of outstanding information is not a guarantee of licensure/registration. The Division of Licensing and/or the Bureau may in its discretion require a revised full application after considering the potential for stale information in the original application.~~

(4) An applicant may submit a new application for a Key Gaming License, Gaming Employee License, Gaming Vendor License, Gaming Service Employee Registration, or Non-Gaming Vendor Registration after an application has been administratively closed in accordance with 205 CMR 134.14(3). In that event, the applicant shall submit a complete application including all outstanding information as previously detailed in the administrative closure notification from the Division of Licensing. The submission of outstanding information is not a guarantee of licensure/registration, but is a prerequisite for the application to be deemed administratively complete.

(5) An applicant whose application has been administratively closed for failure to maintain ongoing employment by a gaming licensee in accordance with 205 CMR 134.08(b) may submit a new application for licensure or registration provided the application is submitted with proof of a new offer of employment from a gaming licensee.

No Documents

Core Values

The Commissioners and all employees of the Massachusetts Gaming Commission are committed to a set of core values that will underpin and guide our work:

We value an unyielding commitment to a participatory, transparent and fair process for the ~~licensing~~ **regulation** of expanded gaming **and horse racing** in Massachusetts.

We value an environment with a free-flowing and open exchange of ideas in which all are encouraged to question and participate, with the understanding that all will use their best efforts to implement the resulting decisions.

We value an uncompromising commitment to the integrity of the ~~licensing and regulatory process, and strict adherence to the letter and spirit of our Enhanced Code of Ethics,~~ with **which incorporates** a thoughtful balance between the need for rigorous regulation **and enforcement**, and the ~~burden~~ **effort and cost required to achieve** of compliance.

We value strict adherence to the letter and spirit of our Enhanced Code of Ethics and the Conflict of Interest law.

We value a diverse workforce and supplier base, and an inclusive culture internally and among **our licensees** ~~our partners in the Massachusetts Gaming Industry.~~

We value a deep commitment to ~~customer~~ **public** service that assures a respectful and professional experience for all with whom we come in contact, no matter their point of entry or point of view.

Mission Statement

The mission of the Massachusetts Gaming Commission is to create **and maintain** a fair, transparent, and participatory process for implementing the expanded gaming law passed by the Legislature and signed by the Governor in November, 2011.

~~In creating that process,~~ **T**he Commission will strive to ensure that its decision-making and regulatory systems engender the confidence of the public and participants, and that they provide the greatest possible economic development benefits and revenues to the people of the Commonwealth, reduce to the maximum extent possible the potentially negative or unintended consequences of ~~the new legislation~~ **expanded gaming**, and allow an appropriate return on investment for gaming providers that assures the operation of casino-resorts of the highest quality.

205 CMR: MASSACHUSETTS GAMING COMMISSION
205 CMR 138: UNIFORM STANDARDS OF ACCOUNTING PROCEDURES AND
INTERNAL CONTROLS

138.13: Complimentary Services or Items and Promotional Gaming Credits

(4) The gaming licensee's complimentary distribution program shall include provisions ensuring that each patron who has been issued a rewards card by the gaming licensee (or its parent or other associated entity) in Massachusetts is issued a monthly statement, mailed to the patron at the patron's physical mailing address, which shall include the patron's total bets, wins and losses in Massachusetts in accordance with M.G.L. c.23K, § 29. For purposes of 205 CMR 138.13(4) the following shall apply:

- (a) An email address provided by the patron at the time a rewards card is applied for may be considered a physical mailing address. If a gaming licensee will provide the required notices via email, its program submission shall describe the manner in which the email contact list will be compiled and maintained.
- (b) Notice of the issuance of a monthly statement shall be provided to the applicant at the time of application for a rewards card. The applicant shall be given the opportunity to decline issuance of a monthly statement at that time. Notice shall also be provided to the applicant that they may later opt-out of being issued a monthly statement by providing a written or online request to the gaming licensee or affiliate. The complimentary distribution program submission shall describe these notice and opt-out provisions.
- (c) The program submission shall describe the information to be contained on the monthly statement including the terms and categories to be represented and a brief description as to how monetary figures are to be calculated.
- (d) If monthly total bets, wins and losses associated with a rewards card will be available to a patron via password protected log-in on the gaming licensee's website, or via similar means, the gaming licensee may provide the patron a monthly notice (via email or otherwise) advising where the information is available and how to access it, in lieu of incorporating the actual information into a monthly statement. If a gaming licensee elects this method the process shall be fully described in its complimentary distribution program submission.
- (e) Upon written request by a patron, information relative to total bets, wins and losses associated with the patron's rewards card shall be made available to the patron in writing at a gaming establishment upon reasonable notice.
- (f) If there is no gaming activity tied to a patron's rewards card for a period of at least 2 years the gaming licensee may cease providing notices to the patron in accordance with 205 CMR 138.13(4).